



**LIFE INSURANCE CORPORATION OF INDIA**

**Future Plus - Bond  
ULIF001040305LICFUT+BND512**

<b>AS ON 27-02-2026</b>	
Inception Date	04 March 2005
NAV	35.2851

<b>Objective of the Fund:</b>
Low Risk

<b>AUM (Amount in Crore)</b>			
5.01			
Equity	Money Market & Net Current Assets	Debt	
0.00	0.49	4.53	

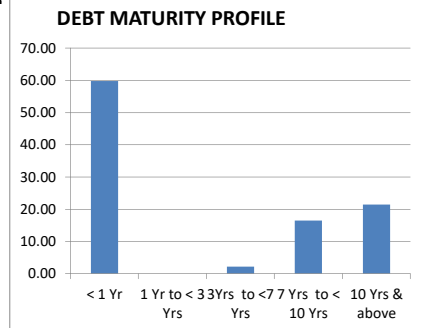
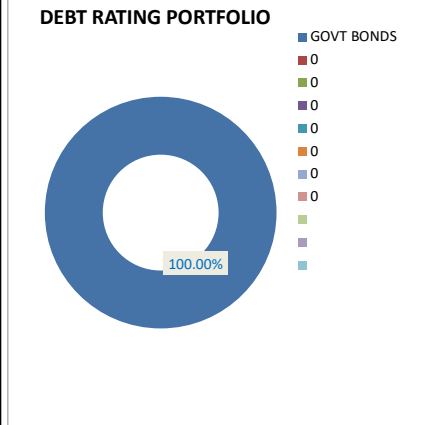
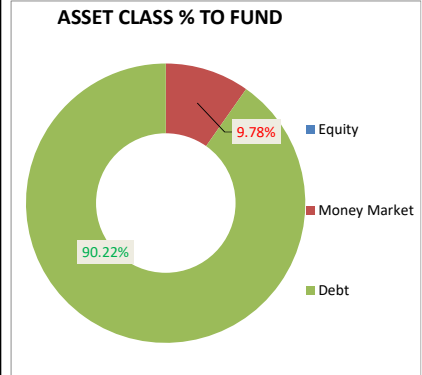
<b>Asset Allocation</b>	
Equity	0.00% to 0.00%
Debt	80.00% to 100.00%
Money Market	0.00% to 20.00%

<b>Fund Manager</b>	Ms. Shraddha S. Vaidya
<b>FUNDs MANAGED</b>	
Total Funds	18
Bond funds	5
Secured	5
Balanced	4
Growth	4

<b>PERFORMANCE</b>		
Period	Bench Mark Returns	Fund Returns
1 Month	0.81%	0.30%
6 Months	3.21%	2.19%
1 Year	7.09%	8.50%
2 Years	7.38%	7.89%
3 Years	7.60%	8.76%
Since Inception	N.A.	6.19%

<b>BENCHMARK</b>	
INDEX	CRISIL Preserver (with)
CRISIL AAA Long Term Bond Index	-
CRISIL Dynamic Gilt Index	-
CRISIL 10 Year SDL Index	-
Liquid Retail Fund Index	-
S&P BSE 100	-
CRISIL A Medium To Long Term Bond Index	1%
CRISIL A Short Term Bond Index	-
CRISIL AA Long Term Bond Index	4%
CRISIL AA- Long Term Bond Index	1%
CRISIL AA Short Term Bond Index	-
CRISIL AA+ Medium Term Bond Index	1%
CRISIL AA+ Short Term Bond Index	3%
CRISIL AAA Long Term Bond Index	5%
CRISIL AAA Medium Term Bond Index	1%
CRISIL AAA Short Term Bond Index	4%
CRISIL Dynamic Gilt Index	-
CRISIL Long Term Gilt Index	5%
CRISIL Medium Term Gilt Index	18%
CRISIL Short Term Gilt	55%
Liquid Retail Fund Index	2%
S&P BSE 200 TR	-

<b>TOP 10 HOLDINGS</b>	
<b>DEBT PORTFOLIO</b>	<b>% to AUM</b>
<b>GOVT.SECURITIES</b>	
7.69% WEST BENGAL SDL 27/07/2026	36.72
7.22% BIHAR SGS 06082040	19.41
7.34% TAMILNADU 24072034	14.93
8.24% 2027-FEB-15 GOVT OF INDIA	9.19
8.00% GUJARAT 20.04.2026	8.00
6.10% GOI 12.07.2031	1.97
<b>OTHERS</b>	
	0.00
<b>CORPORATE BONDS</b>	<b>% to AUM</b>
<b>OTHERS</b>	
	0.00
<b>FIXED Deposit</b>	
	0.00
<b>Total Debt</b>	90.22
Money Market	9.78
<b>Grand Total</b>	100.00



Modified Duration : 2.14

<b>SECTOR ALLOCATION (AS PER NIC 2008) % of AUM</b>	
GOVT SECURITIES	90.35
MUTUAL FUND	8.58
FINANCE	6.38
POWER	0.00
OTHERS	0.00
FERTI	0.00
OIL&GAS	0.00
TRANS&SHIP	0.00
FMCG	0.00
AUTO&ANCIL	0.00
OTHERS	-5.31
<b>TOTAL</b>	<b>100.00</b>



LIFE INSURANCE CORPORATION OF INDIA  
 Future Plus - Income  
 ULIF002040305LICFUT+INC512

AS ON	27-02-2026
Inception Date	04 March 2005
NAV	56.0792

Objective of the Fund:
Steady Income

AUM (Amount in Crore)		
2.43		
Equity	Money Market & Net Current Assets	Debt
0.37	-0.08	2.14

Asset Allocation	
Equity	0.00% to 20.00%
Debt	70.00% to 90.00%
Money Market	0.00% to 20.00%

Fund Manager	Ms. Shraddha S. Vaidya
FUNDS MANAGED	
Total Funds	18
Bond funds	5
Secured	5
Balanced	4
Growth	4

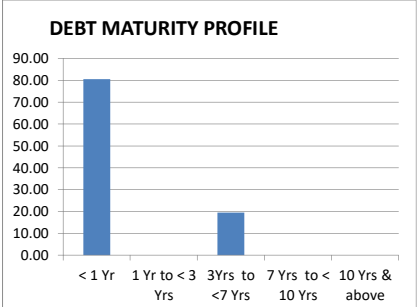
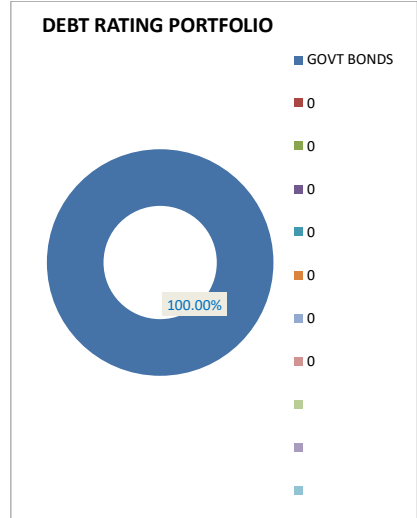
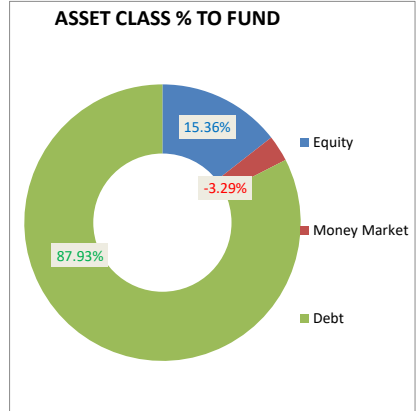
PERFORMANCE		
Period	Bench Mark Returns	Fund Returns
1 Month	0.74%	-0.36%
6 Months	2.90%	2.50%
1 Year	6.88%	7.50%
2 Years	6.82%	7.79%
3 Years	7.82%	9.05%
Since Inception	N.A.	8.56%

BENCHMARK	
INDEX	CRISIL Protector (with)
CRISIL AAA Long Term Bond Index	-
CRISIL Dynamic Gilt Index	-
CRISIL 10 Year SDL Index	-
Liquid Retail Fund Index	-
S&P BSE 100	-
CRISIL A Medium To Long Term Bond Index	-
CRISIL A Short Term Bond Index	-
CRISIL AA Long Term Bond Index	-
CRISIL AA- Long Term Bond Index	-
CRISIL AA Short Term Bond Index	-
CRISIL AA+ Medium Term Bond Index	1%
CRISIL AA+ Short Term Bond Index	2%
CRISIL AAA Long Term Bond Index	1%
CRISIL AAA Medium Term Bond Index	-
CRISIL AAA Short Term Bond Index	1%
CRISIL Dynamic Gilt Index	-
CRISIL Long Term Gilt Index	12%
CRISIL Medium Term Gilt Index	38%
CRISIL Short Term Gilt	27%
Liquid Retail Fund Index	10%
S&P BSE 200 TR	8%

TOP 10 HOLDINGS	
EQUITY	% to AUM
STATE BANK OF INDIA	1.48
RELIANCE INDUSTRIES LTD.	1.43
ICICI BANK LTD.	1.42
H D F C BANK LTD.	1.33
LARSEN & TOUBRO LTD.	1.23
Infosys Ltd	1.12
H C L TECHNOLOGIES LTD.	1.00
HINDUSTAN UNILEVER LTD.	0.96
TATA POWER CO. LTD.	0.93
TECH MAHINDRA LTD	0.92
OTHERS	3.54
<b>Total Equity</b>	<b>15.36</b>

DEBT PORTFOLIO	
GOVT.SECURITIES	% to AUM
7.69% WEST BENGAL SDL 27/07/2026	49.70
8.00% GUJARAT 20.04.2026	21.07
8.17%GUJARAT SDL 24.04.2029	17.16
OTHERS	0.00

CORPORATE BONDS	
	% to AUM
OTHERS	0.00
FIXED Deposit	0.00
<b>Total Debt</b>	<b>87.93</b>
Money Market	-3.29
<b>Grand Total</b>	<b>100.00</b>



Modified Duration : 0.79

SECTOR ALLOCATION (AS PER NIC 2008) % of AUM	
GOVT SECURITIES	88.12
BANKS	4.94
COMP-SOFT	4.12
OIL&GAS	1.24
CAPGOODS	1.24
POWER	0.82
FMCG	0.82
METALS&MIN	0.82
MUTUAL FUND	0.82
TELECOM	0.41
OTHERS	-3.35
<b>TOTAL</b>	<b>100.00</b>



**LIFE INSURANCE CORPORATION OF INDIA**  
**Future Plus - Balanced**  
**ULIF003040305LICFUT+BAL512**

AS ON	27-02-2026
Inception Date	04 March 2005
NAV	59.1613

Objective of the Fund:
Balanced Income & Growth

AUM (Amount in Crore)		
13.05		
Equity	Money Market & Net Current Assets	Debt
3.48	0.48	9.09

Asset Allocation	
Equity	0.00% to 30.00%
Debt	60.00% to 80.00%
Money Market	0.00% to 20.00%

Fund Manager	Ms. Shraddha S. Vaidya
FUNDS MANAGED	
Total Funds	18
Bond funds	5
Secured	5
Balanced	4
Growth	4

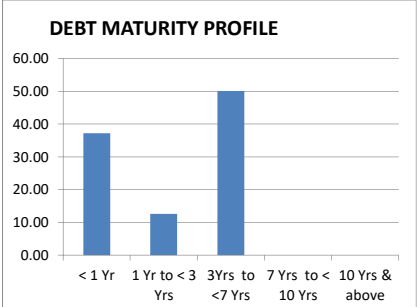
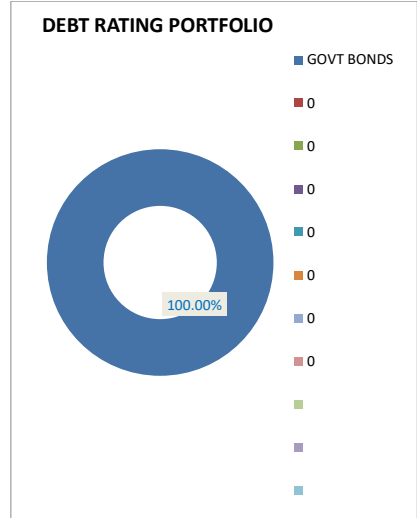
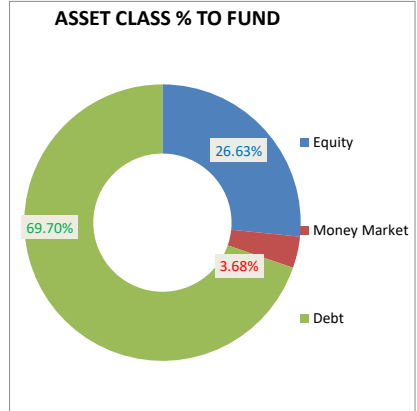
PERFORMANCE		
Period	Bench Mark Returns	Fund Returns
1 Month	0.67%	-0.53%
6 Months	3.13%	2.11%
1 Year	8.75%	6.23%
2 Years	7.09%	6.20%
3 Years	9.44%	8.68%
Since Inception	N.A.	8.83%

BENCHMARK	
INDEX	CRISIL Balancer Debt
CRISIL AAA Long Term Bond Index	-
CRISIL Dynamic Gilt Index	-
CRISIL 10 Year SDL Index	-
Liquid Retail Fund Index	-
S&P BSE 100	-
CRISIL A Medium To Long Term Bond Index	1%
CRISIL A Short Term Bond Index	-
CRISIL AA Long Term Bond Index	-
CRISIL AA- Long Term Bond Index	-
CRISIL AA Short Term Bond Index	-
CRISIL AA+ Medium Term Bond Index	-
CRISIL AA+ Short Term Bond Index	1%
CRISIL AAA Long Term Bond Index	1%
CRISIL AAA Medium Term Bond Index	-
CRISIL AAA Short Term Bond Index	3%
CRISIL Dynamic Gilt Index	-
CRISIL Long Term Gilt Index	9%
CRISIL Medium Term Gilt Index	17%
CRISIL Short Term Gilt	40%
Liquid Retail Fund Index	3%
S&P BSE 200 TR	25%

TOP 10 HOLDINGS	
EQUITY	
AXIS BANK LTD.(FORLY.UTI BANK)	3.41
RELIANCE INDUSTRIES LTD.	2.59
I T C LTD.	2.16
H D F C BANK LTD.	2.11
ICICI BANK LTD.	2.09
Infosys Ltd	1.99
COAL INDIA LIMITED	1.93
TECH MAHINDRA LTD	1.66
KOTAK MAHINDRA BANK LTD.	1.59
LARSEN & TOUBRO LTD.	1.56
OTHERS	5.54
<b>Total Equity</b>	<b>26.63</b>

DEBT PORTFOLIO	
GOVT.SECURITIES	
8.24% 2027-FEB-15 GOVT OF INDIA	23.56
7.60% PUNJAB SDL 04.06.2029	17.70
7.22% ARUNACHAL PRADESH 12.07.2027	8.83
8.17%GUJARAT SDL 24.04.2029	7.98
7.22% RAJASTHAN SDL 26.07.2032	5.40
7.18% MAHARASHTRA 28.06.2032	3.84
8.02% TELANGANA 25.05.2026	2.39
OTHERS	0.00

CORPORATE BONDS	
OTHERS	0.00
FIXED Deposit	0.00
<b>Total Debt</b>	<b>69.70</b>
Money Market	3.68
<b>Grand Total</b>	<b>100.00</b>



Modified Duration : 2.17

SECTOR ALLOCATION (AS PER NIC 2008) % of AUM	
GOVT SECURITIES	69.57
BANKS	9.88
COMP-SOFT	5.13
OIL&GAS	2.61
FMCG	2.15
METALS&MIN	1.92
CAPGOODS	1.76
AUTO&ANCIL	1.61
CEMENT	1.00
MUTUAL FUND	1.00
OTHERS	3.37
<b>TOTAL</b>	<b>100.00</b>



**LIFE INSURANCE CORPORATION OF INDIA**

Future Plus - Growth  
ULIF004040305LICFUT+GRW512

AS ON	27-02-2026
Inception Date	04 March 2005
NAV	85.7593

Objective of the Fund:
Long Term Capital Growth

AUM (Amount in Crore)		
199.14		
Equity	Money Market & Net Current Assets	Debt
110.06	4.93	84.14

Asset Allocation	
Equity	0.00% to 60.00%
Debt	30.00% to 50.00%
Money Market	0.00% to 20.00%

Fund Manager	Ms. Shraddha S. Vaidya
FUNDS MANAGED	
Total Funds	18
Bond funds	5
Secured	5
Balanced	4
Growth	4

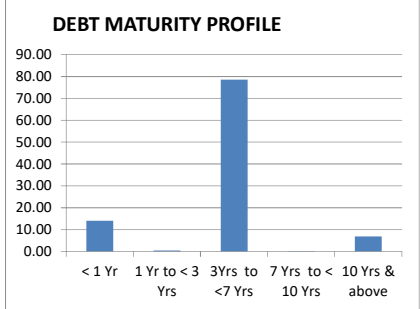
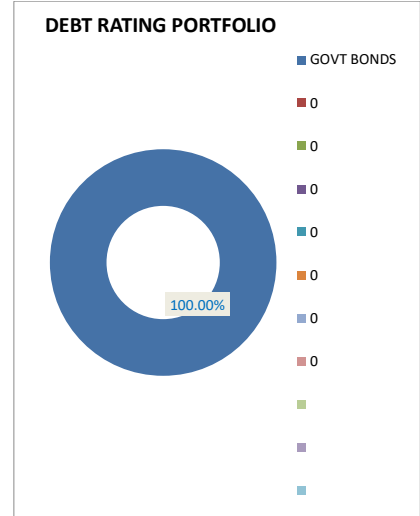
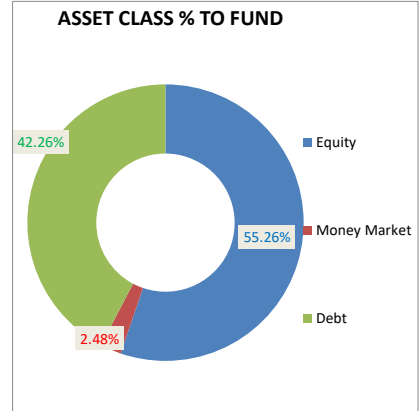
PERFORMANCE		
Period	Bench Mark Returns	Fund Returns
1 Month	0.57%	-0.81%
6 Months	2.99%	3.09%
1 Year	9.67%	10.02%
2 Years	6.71%	8.20%
3 Years	10.10%	11.37%
Since Inception	N.A.	10.78%

BENCHMARK	
INDEX	CRISIL Balancer Equity
CRISIL AAA Long Term Bond Index	-
CRISIL Dynamic Gilt Index	-
CRISIL 10 Year SDL Index	-
Liquid Retail Fund Index	-
S&P BSE 100	-
CRISIL A Medium To Long Term Bond Index	-
CRISIL A Short Term Bond Index	-
CRISIL AA Long Term Bond Index	-
CRISIL AA- Long Term Bond Index	-
CRISIL AA Short Term Bond Index	-
CRISIL AA+ Medium Term Bond Index	-
CRISIL AA+ Short Term Bond Index	-
CRISIL AAA Long Term Bond Index	-
CRISIL AAA Medium Term Bond Index	2%
CRISIL AAA Short Term Bond Index	-
CRISIL Dynamic Gilt Index	-
CRISIL Long Term Gilt Index	-
CRISIL Medium Term Gilt Index	14%
CRISIL Short Term Gilt	35%
Liquid Retail Fund Index	10%
S&P BSE 200 TR	39%

TOP 10 HOLDINGS	
EQUITY	% to AUM
AXIS BANK LTD.(FORLY.UTI BANK)	5.91
LARSEN & TOUBRO LTD.	5.37
H D F C BANK LTD.	4.22
RELIANCE INDUSTRIES LTD.	4.06
TATA CONSULTANCY SERVICES LTD.	3.31
I T C LTD.	3.15
APOLLO HOSPITALS ENTERPRISE LTD.	3.14
TATA STEEL LTD.	3.09
ICICI BANK LTD.	2.98
HINDALCO INDUSTRIES LTD.	2.55
OTHERS	17.48
<b>Total Equity</b>	<b>55.26</b>

DEBT PORTFOLIO	
GOVT.SECURITIES	% to AUM
6.10% GOI 12.07.2031	28.29
6.68%GOI07072040	2.91
8.24% 2027-FEB-15 GOVT OF INDIA	2.88
8% RAJASTHAN SDL 25-05-2026	2.53
7.10% GOI 18.04.2029	2.07
7.60% PUNJAB SDL 04.06.2029	0.98
7.38% CG SDL 13032032	0.76
7.69% WEST BENGAL SDL 27/07/2026	0.53
7.26% GOI 22.08.2032	0.52
6.54% GOI 17.01.2032	0.50
OTHERS	0.29

CORPORATE BONDS	
	% to AUM
OTHERS	0.00
FIXED Deposit	0.00
<b>Total Debt</b>	<b>42.26</b>
Money Market	2.48
<b>Grand Total</b>	<b>100.00</b>



Modified Duration : 3.52

SECTOR ALLOCATION (AS PER NIC 2008) % of AUM	
GOVT SECURITIES	42.26
BANKS	13.41
CAPGOODS	7.87
COMP-SOFT	7.54
METALS&MIN	5.65
FMCG	5.40
PHARMA	4.87
OIL&GAS	4.06
MUTUAL FUND	3.11
FINANCE	2.74
OTHERS	3.09
<b>TOTAL</b>	<b>100.00</b>





**LIFE INSURANCE CORPORATION OF INDIA**  
**Jeevan Plus - Secured**  
**ULIF002181005LICJVN+SEC512**

AS ON	27-02-2026
Inception Date	18 October 2005
NAV	47.4145

Objective of the Fund:
Steady Income

AUM (Amount in Crore)		
14.84		
Equity	Money Market & Net Current Assets	Debt
2.55	0.56	11.73

Asset Allocation	
Equity	0.00% to 20.00%
Debt	70.00% to 90.00%
Money Market	0.00% to 20.00%

Fund Manager	Ms. Shraddha S. Vaidya
FUNDS MANAGED	
Total Funds	18
Bond funds	5
Secured	5
Balanced	4
Growth	4

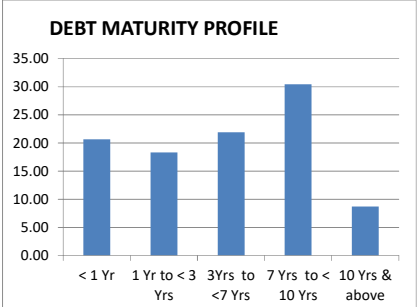
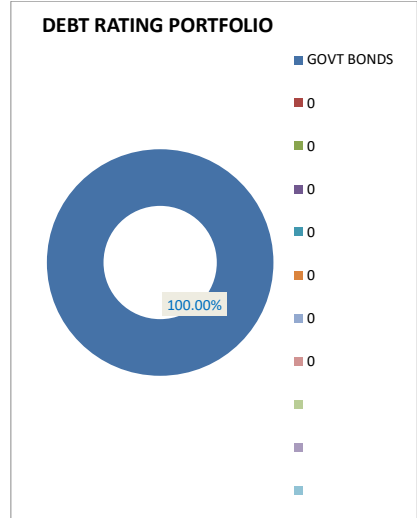
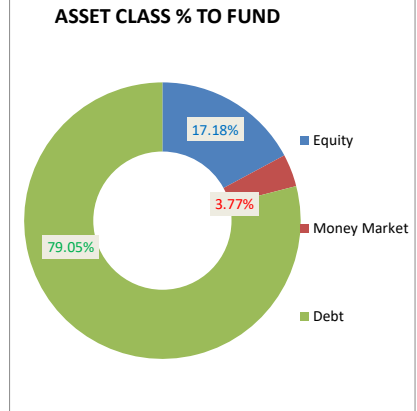
PERFORMANCE		
Period	Bench Mark Returns	Fund Returns
1 Month	0.74%	0.73%
6 Months	2.90%	4.09%
1 Year	6.88%	8.78%
2 Years	6.82%	8.70%
3 Years	7.82%	9.68%
Since Inception	N.A.	7.94%

BENCHMARK	
INDEX	CRISIL Protector (with)
CRISIL AAA Long Term Bond Index	-
CRISIL Dynamic Gilt Index	-
CRISIL 10 Year SDL Index	-
Liquid Retail Fund Index	-
S&P BSE 100	-
CRISIL A Medium To Long Term Bond Index	-
CRISIL A Short Term Bond Index	-
CRISIL AA Long Term Bond Index	-
CRISIL AA- Long Term Bond Index	-
CRISIL AA Short Term Bond Index	-
CRISIL AA+ Medium Term Bond Index	1%
CRISIL AA+ Short Term Bond Index	2%
CRISIL AAA Long Term Bond Index	1%
CRISIL AAA Medium Term Bond Index	-
CRISIL AAA Short Term Bond Index	1%
CRISIL Dynamic Gilt Index	-
CRISIL Long Term Gilt Index	12%
CRISIL Medium Term Gilt Index	38%
CRISIL Short Term Gilt	27%
Liquid Retail Fund Index	10%
S&P BSE 200 TR	8%

TOP 10 HOLDINGS	
EQUITY	% to AUM
SHRIRAM FINANCE LTD	1.67
STATE BANK OF INDIA	1.50
HINDALCO INDUSTRIES LTD.	1.43
N T P C LTD.	1.42
ULTRATECH CEMENT LTD.	1.28
MARUTI SUZUKI INDIA LIMITED	1.25
HINDUSTAN UNILEVER LTD.	1.10
H D F C BANK LTD.	1.06
RELIANCE INDUSTRIES LTD.	0.99
GRASIM INDUSTRIES LTD.	0.97
OTHERS	4.51
<b>Total Equity</b>	<b>17.18</b>

DEBT PORTFOLIO	
GOVT. SECURITIES	% to AUM
7.42% KA SDL 06032035	13.49
8.33 GOI 09072026	11.22
6.10% GOI 12.07.2031	9.65
7.79% KARNATAKA 03.01.2028	6.91
7.53% PUDUCHERRY 22.11.2027	6.90
7.67% TELENGANA 25.10.2037	6.88
7.32% RAJASTHAN SGS 24.09.2035	6.71
8.02% TELANGANA 25.05.2026	5.08
8.18% ANDHRA PRADESH SDL 10.04.2035	3.54
8.17% GUJARAT SDL 24.04.2029	3.51
OTHERS	5.16

CORPORATE BONDS	
	% to AUM
OTHERS	0.00
FIXED Deposit	0.00
<b>Total Debt</b>	<b>79.05</b>
Money Market	3.77
<b>Grand Total</b>	<b>100.00</b>



Modified Duration : 3.78

SECTOR ALLOCATION (AS PER NIC 2008) % of AUM	
GOVT SECURITIES	79.09
BANKS	3.03
AUTO&ANCIL	2.90
CEMENT	2.43
METALS&MIN	2.09
FINANCE	1.82
MUTUAL FUND	1.62
FMCG	1.55
POWER	1.41
OIL&GAS	1.01
OTHERS	3.05
<b>TOTAL</b>	<b>100.00</b>



**LIFE INSURANCE CORPORATION OF INDIA**

Jeevan Plus - Balanced

ULIF003181005LICJVN+BAL512

AS ON	27-02-2026
Inception Date	18 October 2005
NAV	45.7850

Objective of the Fund:
Balanced Income & Growth

AUM (Amount in Crore)		
19.74		
Equity	Money Market & Net Current Assets	Debt
5.73	1.53	12.48

Asset Allocation	
Equity	0.00% to 30.00%
Debt	60.00% to 80.00%
Money Market	0.00% to 20.00%

Fund Manager	Ms. Shraddha S. Vaidya
FUNDS MANAGED	
Total Funds	18
Bond funds	5
Secured	5
Balanced	4
Growth	4

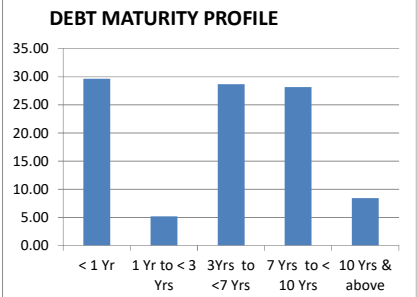
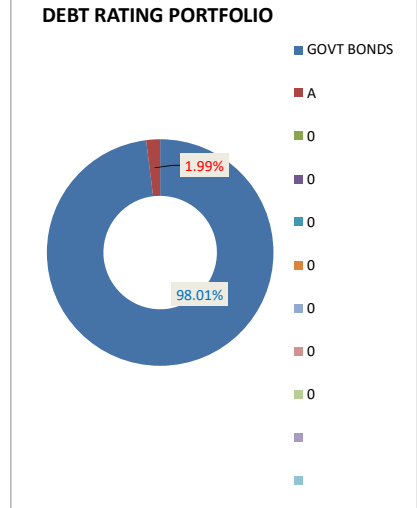
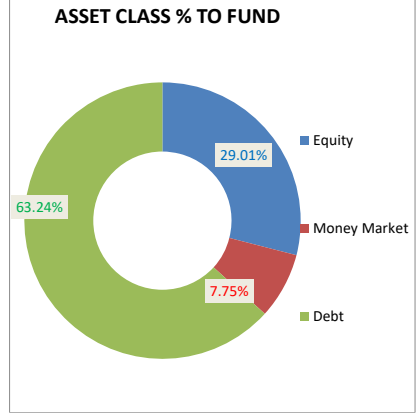
PERFORMANCE		
Period	Bench Mark Returns	Fund Returns
1 Month	0.67%	0.04%
6 Months	3.13%	3.89%
1 Year	8.75%	8.94%
2 Years	7.09%	7.88%
3 Years	9.44%	9.53%
Since Inception	N.A.	7.75%

BENCHMARK	
INDEX	CRISIL Balancer Debt
CRISIL AAA Long Term Bond Index	-
CRISIL Dynamic Gilt Index	-
CRISIL 10 Year SDL Index	-
Liquid Retail Fund Index	-
S&P BSE 100	-
CRISIL A Medium To Long Term Bond Index	1%
CRISIL A Short Term Bond Index	-
CRISIL AA Long Term Bond Index	-
CRISIL AA- Long Term Bond Index	-
CRISIL AA Short Term Bond Index	-
CRISIL AA+ Medium Term Bond Index	-
CRISIL AA+ Short Term Bond Index	1%
CRISIL AAA Long Term Bond Index	1%
CRISIL AAA Medium Term Bond Index	-
CRISIL AAA Short Term Bond Index	3%
CRISIL Dynamic Gilt Index	-
CRISIL Long Term Gilt Index	9%
CRISIL Medium Term Gilt Index	17%
CRISIL Short Term Gilt	40%
Liquid Retail Fund Index	3%
S&P BSE 200 TR	25%

TOP 10 HOLDINGS	
EQUITY	
	% to AUM
AXIS BANK LTD.(FORLY.UTI BANK)	2.80
BAJAJ AUTO LTD	2.53
GRASIM INDUSTRIES LTD.	2.42
MARUTI SUZUKI INDIA LIMITED	2.26
H D F C BANK LTD.	2.11
Infosys Ltd	1.74
KOTAK MAHINDRA BANK LTD.	1.68
HINDALCO INDUSTRIES LTD.	1.64
STATE BANK OF INDIA	1.58
COAL INDIA LIMITED	1.42
OTHERS	8.83
<b>Total Equity</b>	<b>29.01</b>

DEBT PORTFOLIO	
GOVT.SECURITIES	
	% to AUM
8.24% 2027-FEB-15 GOVT OF INDIA	18.18
6.48%GOI 06102035	10.00
7.10% GOI 18.04.2029	6.53
8.15% MAHARASHTRA SDL 16.04.2030	5.33
7.62%GOI15.09.2039	5.33
6.90% BIHAR SGS 16072035	4.90
8.18%ANDHRA PRADESH SDL 10.04.2035	2.66
8.17%GUJARAT SDL 24.04.2029	2.64
7.53% PUDUCHERRY 22.11.2027	2.59
7.22% RAJASTHAN SDL 26.07.2032	2.54
OTHERS	1.28

CORPORATE BONDS	
	% to AUM
Shree Renuka Sugars Limited NCD 2021	1.07
Shree Renuka sugars	0.19
OTHERS	0.00
FIXED Deposit	0.00
<b>Total Debt</b>	<b>63.24</b>
Money Market	7.75
<b>Grand Total</b>	<b>100.00</b>



Modified Duration : 3.82

SECTOR ALLOCATION (AS PER NIC 2008) % of AUM	
GOVT SECURITIES	61.91
BANKS	8.46
MUTUAL FUND	7.35
AUTO&ANCIL	5.42
METALS&MIN	4.00
COMP-SOFT	3.29
CEMENT	2.43
FMCG	1.32
MANUFACTURING	1.27
OIL&GAS	1.01
OTHERS	3.54
<b>TOTAL</b>	<b>100.00</b>



**LIFE INSURANCE CORPORATION OF INDIA**

Jeevan Plus - Growth

ULIF004181005LICJVN+GRW512

AS ON	27-02-2026
Inception Date	18 October 2005
NAV	78.2406

Objective of the Fund:
Long Term Capital Growth

AUM (Amount in Crore)		
1034.28		
Equity	Money Market & Net Current Assets	Debt
602.34	37.35	394.59

Asset Allocation	
Equity	50.00% to 60.00%
Debt	30.00% to 50.00%
Money Market	0.00% to 20.00%

Fund Manager	Ms. Shraddha S. Vaidya
FUNDS MANAGED	
Total Funds	18
Bond funds	5
Secured	5
Balanced	4
Growth	4


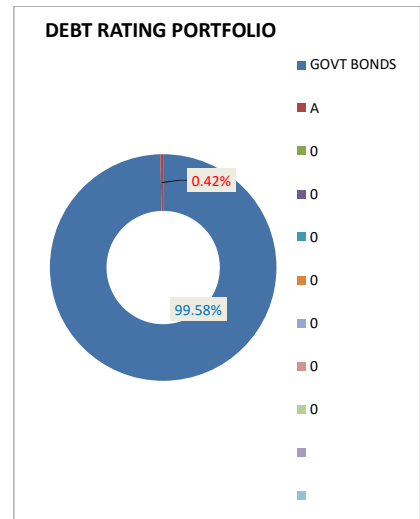
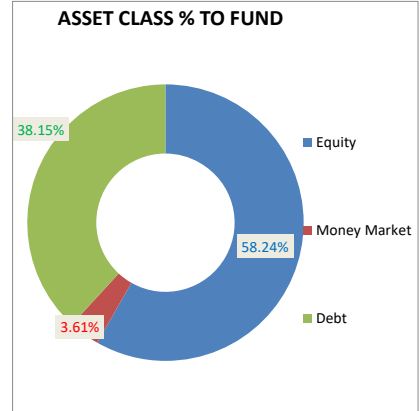
PERFORMANCE		
Period	Bench Mark Returns	Fund Returns
1 Month	0.57%	-0.87%
6 Months	2.99%	5.33%
1 Year	9.67%	12.06%
2 Years	6.71%	7.71%
3 Years	10.10%	11.18%
Since Inception	N.A.	10.62%

BENCHMARK	
INDEX	CRISIL Balancer Equity
CRISIL AAA Long Term Bond Index	-
CRISIL Dynamic Gilt Index	-
CRISIL 10 Year SDL Index	-
Liquid Retail Fund Index	-
S&P BSE 100	-
CRISIL A Medium To Long Term Bond Index	-
CRISIL A Short Term Bond Index	-
CRISIL AA Long Term Bond Index	-
CRISIL AA- Long Term Bond Index	-
CRISIL AA Short Term Bond Index	-
CRISIL AA+ Medium Term Bond Index	-
CRISIL AA+ Short Term Bond Index	-
CRISIL AAA Long Term Bond Index	-
CRISIL AAA Medium Term Bond Index	2%
CRISIL AAA Short Term Bond Index	-
CRISIL Dynamic Gilt Index	-
CRISIL Long Term Gilt Index	-
CRISIL Medium Term Gilt Index	14%
CRISIL Short Term Gilt	35%
Liquid Retail Fund Index	10%
S&P BSE 200 TR	39%

TOP 10 HOLDINGS	
EQUITY	% to AUM
AXIS BANK LTD.(FORLY.UTI BANK)	6.02
STATE BANK OF INDIA	5.71
HINDALCO INDUSTRIES LTD.	5.53
ULTRATECH CEMENT LTD.	3.80
Infosys Ltd	3.23
IDBI BANK LTD.	3.18
TECH MAHINDRA LTD	2.90
OIL & NATURAL GAS CORPN. LTD.	2.61
RELIANCE INDUSTRIES LTD.	2.22
I T C LTD.	2.02
OTHERS	21.02
<b>Total Equity</b>	<b>58.24</b>

DEBT PORTFOLIO	
GOVT.SECURITIES	% to AUM
7.22% ARUNACHAL PRADESH 12.07.2027	4.25
7.10% GOI 18.04.2029	3.20
6.10% GOI 12.07.2031	2.91
6.90% BIHAR SGS 16072035	2.16
8.15% MAHARASHTRA SDL 16.04.2030	2.03
7.41% GOI 19.12.2036	2.02
7.26% MAHARASHTRA SGS 08102042	1.86
7.60% BIHAR SGS 10.12.2037	1.77
7.18% GOI 24.07.2037	1.49
7.53% PUDUCHERRY 22.11.2027	1.49
OTHERS	14.81

CORPORATE BONDS	
	% to AUM
Shree Renuka Sugars Limited NCD 2021	0.15
Shree Renuka sugars	0.01
OTHERS	0.00
FIXED Deposit	0.00
<b>Total Debt</b>	<b>38.15</b>
Money Market	3.61
<b>Grand Total</b>	<b>100.00</b>



Modified Duration : 4.80

SECTOR ALLOCATION (AS PER NIC 2008) % of AUM	
GOVT SECURITIES	37.99
BANKS	18.77
COMP-SOFT	9.37
METALS&MIN	5.97
OIL&GAS	5.47
FMCG	4.77
CEMENT	4.29
MUTUAL FUND	3.31
AUTO&ANCIL	3.07
FERTI	2.46
OTHERS	4.53
<b>TOTAL</b>	<b>100.00</b>



**LIFE INSURANCE CORPORATION OF INDIA**

Gratuity Plus - Bond  
ULGF001220606LICGRT+BND512

<b>AS ON 27-02-2026</b>	
Inception Date	22 June 2006
NAV	42.0902

<b>Objective of the Fund:</b>
Low Risk

<b>AUM (Amount in Crore)</b>		
0.47		
Equity	Money Market & Net Current Assets	Debt
0.00	0.06	0.41

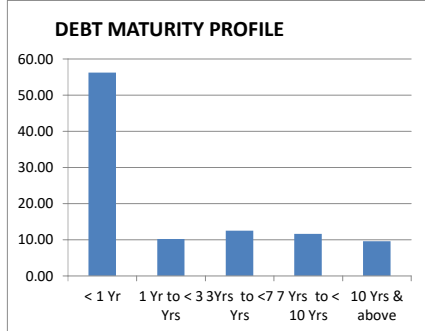
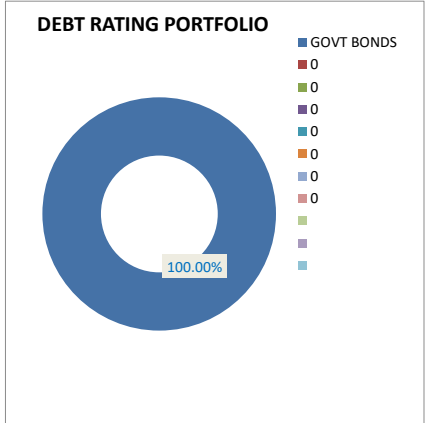
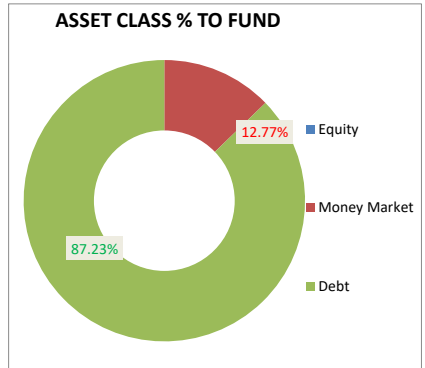
<b>Asset Allocation</b>	
Equity	0.00% to 0.00%
Debt	80.00% to 100.00%
Money Market	0.00% to 20.00%

<b>Fund Manager</b>	Mr. Anil Aggarwal
<b>FUNDS MANAGED</b>	
Total Funds	4
Bond funds	1
Secured	1
Balanced	1
Growth	1

<b>PERFORMANCE</b>		
Period	Bench Mark Returns	Fund Returns
1 Month	0.81%	0.46%
6 Months	3.21%	2.62%
1 Year	7.09%	5.95%
2 Years	7.38%	6.67%
3 Years	7.60%	6.96%
Since Inception	N.A.	7.57%

<b>BENCHMARK</b>	
INDEX	CRISIL Preserver (with)
CRISIL AAA Long Term Bond Index	-
CRISIL Dynamic Gilt Index	-
CRISIL 10 Year SDL Index	-
Liquid Retail Fund Index	-
S&P BSE 100	-
CRISIL A Medium To Long Term Bond Index	1%
CRISIL A Short Term Bond Index	-
CRISIL AA Long Term Bond Index	4%
CRISIL AA- Long Term Bond Index	1%
CRISIL AA Short Term Bond Index	-
CRISIL AA+ Medium Term Bond Index	1%
CRISIL AA+ Short Term Bond Index	3%
CRISIL AAA Long Term Bond Index	5%
CRISIL AAA Medium Term Bond Index	1%
CRISIL AAA Short Term Bond Index	4%
CRISIL Dynamic Gilt Index	-
CRISIL Long Term Gilt Index	5%
CRISIL Medium Term Gilt Index	18%
CRISIL Short Term Gilt	55%
Liquid Retail Fund Index	2%
S&P BSE 200 TR	-

<b>TOP 10 HOLDINGS</b>	
<b>DEBT PORTFOLIO</b>	
	% to AUM
<b>GOVT.SECURITIES</b>	
8.57% WEST BENGAL 09.03.2026	49.11
8.26% GUJARAT 14.03.2028	8.88
8.44% ANDHRA PRADESH 05.12.2033	5.69
7.70% HIMACHAL PRADESH SGS 25.01.203	4.37
7.63% HIMACHAL PRADESH SGS 14.12.203	4.36
7.49% WEST BENGAL SDL 13.09.2032	4.36
6.98%TAMIL NADU SGS 14.07.2031	4.29
6.97% PUNJAB SDL 11.03.2040	3.96
7.26% GOI 22.08.2032	2.22
<b>OTHERS</b>	0.00
<b>CORPORATE BONDS</b>	
	% to AUM
<b>OTHERS</b>	0.00
<b>FIXED Deposit</b>	0.00
<b>Total Debt</b>	87.23
<b>Money Market</b>	12.77
<b>Grand Total</b>	100.00



Modified Duration : 2.27

<b>SECTOR ALLOCATION (AS PER NIC 2008) % of AUM</b>	
GOVT SECURITIES	87.81
MUTUAL FUND	10.71
POWER	0.00
OTHERS	0.00
FERTI	0.00
OIL&GAS	0.00
TRANS&SHIP	0.00
FMCG	0.00
AUTO&ANCIL	0.00
PHARMA	0.00
OTHERS	1.48
<b>TOTAL</b>	<b>100.00</b>



**LIFE INSURANCE CORPORATION OF INDIA**  
**Gratuity Plus - Income**  
**ULGF002220606LICGRT+INC512**

<b>AS ON 27-02-2026</b>	
Inception Date	22 June 2006
NAV	55.2500

<b>Objective of the Fund:</b>
Steady Income

<b>AUM (Amount in Crore)</b>			
0.58			
Equity	Money Market & Net Current Assets	Debt	
0.09	0.05	0.44	

<b>Asset Allocation</b>	
Equity	10.00% to 20.00%
Debt	70.00% to 90.00%
Money Market	0.00% to 20.00%

<b>Fund Manager</b>	Mr. Anil Aggarwal
<b>FUNDs MANAGED</b>	
Total Funds	4
Bond funds	1
Secured	1
Balanced	1
Growth	1

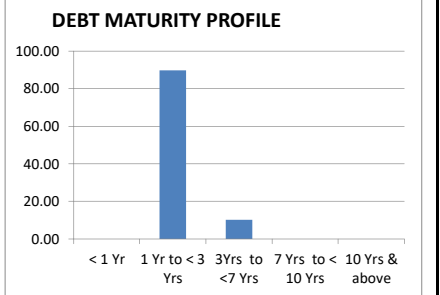
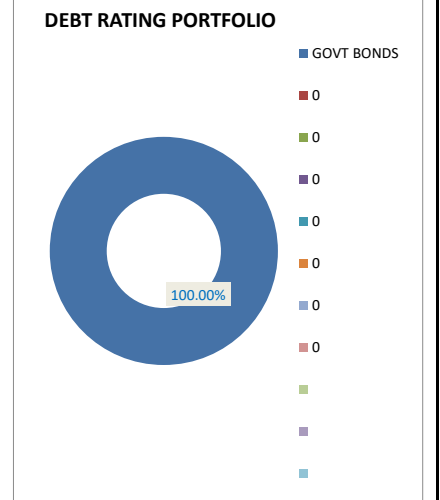
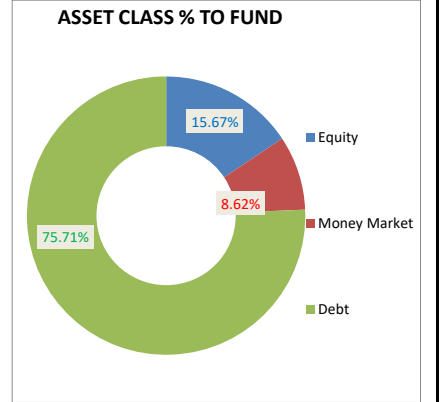
<b>PERFORMANCE</b>		
Period	Bench Mark Returns	Fund Returns
1 Month	0.74%	0.24%
6 Months	2.90%	3.03%
1 Year	6.88%	7.16%
2 Years	6.82%	8.42%
3 Years	7.82%	9.56%
Since Inception	N.A.	9.06%

<b>BENCHMARK</b>	
INDEX	CRISIL Protector (with)
CRISIL AAA Long Term Bond Index	-
CRISIL Dynamic Gilt Index	-
CRISIL 10 Year SDL Index	-
Liquid Retail Fund Index	-
S&P BSE 100	-
CRISIL A Medium To Long Term Bond Index	-
CRISIL A Short Term Bond Index	-
CRISIL AA Long Term Bond Index	-
CRISIL AA- Long Term Bond Index	-
CRISIL AA Short Term Bond Index	-
CRISIL AA+ Medium Term Bond Index	1%
CRISIL AA+ Short Term Bond Index	2%
CRISIL AAA Long Term Bond Index	1%
CRISIL AAA Medium Term Bond Index	-
CRISIL AAA Short Term Bond Index	1%
CRISIL Dynamic Gilt Index	-
CRISIL Long Term Gilt Index	12%
CRISIL Medium Term Gilt Index	38%
CRISIL Short Term Gilt	27%
Liquid Retail Fund Index	10%
S&P BSE 200 TR	8%

<b>TOP 10 HOLDINGS</b>	
EQUITY	% to AUM
HINDALCO INDUSTRIES LTD.	1.43
Bajaj Finance Limited	1.37
HINDUSTAN UNILEVER LTD.	1.20
GRASIM INDUSTRIES LTD.	1.11
LARSEN & TOUBRO LTD.	1.10
RELIANCE INDUSTRIES LTD.	0.96
ICICI BANK LTD.	0.95
COAL INDIA LIMITED	0.92
H D F C BANK LTD.	0.91
G A I L (INDIA) LTD.	0.87
OTHERS	4.85
<b>Total Equity</b>	<b>15.67</b>

<b>DEBT PORTFOLIO</b>	
GOVT.SECURITIES	% to AUM
8.26% GUJARAT 14.03.2028	68.00
7.26% GOI 22.08.2032	7.71
OTHERS	0.00

<b>CORPORATE BONDS</b>	
	% to AUM
OTHERS	0.00
FIXED Deposit	0.00
<b>Total Debt</b>	<b>75.71</b>
Money Market	8.62
<b>Grand Total</b>	<b>100.00</b>



**Modified Duration :** 2.15

<b>SECTOR ALLOCATION (AS PER NIC 2008) % of AUM</b>	
GOVT SECURITIES	73.81
MUTUAL FUND	6.87
OIL&GAS	3.43
BANKS	3.43
METALS&MIN	3.43
FMCG	1.72
CAPGOODS	1.72
FINANCE	1.72
CEMENT	1.72
POWER	0.00
OTHERS	2.15
<b>TOTAL</b>	<b>100.00</b>



**LIFE INSURANCE CORPORATION OF INDIA**  
**Gratuity Plus - Balanced**  
**ULGF003220606LICGRT+BAL512**

AS ON 27-02-2026	
Inception Date	22 June 2006
NAV	53.5070

Objective of the Fund:
Balanced Income & Growth

AUM (Amount in Crore)			
61.20			
Equity	Money Market & Net Current Assets	Debt	
15.95	2.09	43.16	

Asset Allocation	
Equity	20.00% to 30.00%
Debt	60.00% to 80.00%
Money Market	0.00% to 20.00%

Fund Manager	Mr. Anil Aggarwal
FUNDS MANAGED	
Total Funds	4
Bond funds	1
Secured	1
Balanced	1
Growth	1

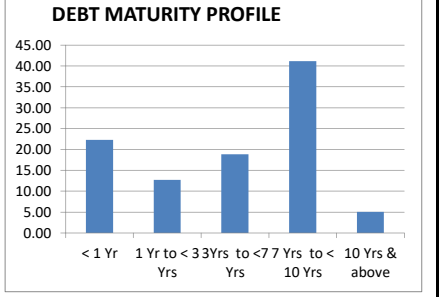
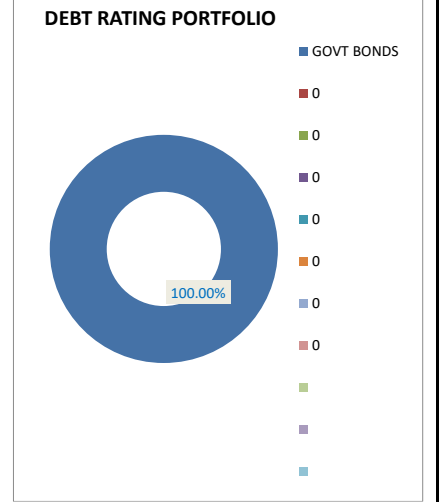
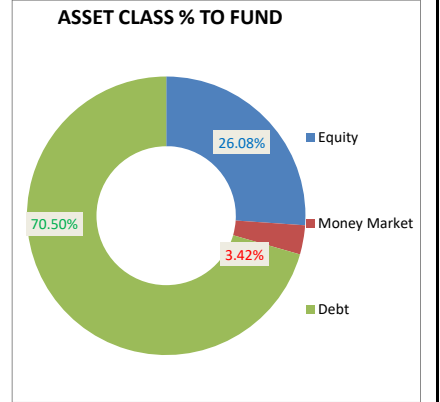
PERFORMANCE		
Period	Bench Mark Returns	Fund Returns
1 Month	0.70%	0.46%
6 Months	3.38%	3.85%
1 Year	9.96%	9.13%
2 Years	7.50%	7.48%
3 Years	10.37%	9.79%
Since Inception	N.A.	8.89%

BENCHMARK	
INDEX	Cril Gratuity Debt
CRISIL AAA Long Term Bond Index	-
CRISIL Dynamic Gilt Index	-
CRISIL 10 Year SDL Index	-
Liquid Retail Fund Index	-
S&P BSE 100	25%
CRISIL A Medium To Long Term Bond Index	-
CRISIL A Short Term Bond Index	-
CRISIL AA Long Term Bond Index	-
CRISIL AA- Long Term Bond Index	-
CRISIL AA Short Term Bond Index	-
CRISIL AA+ Medium Term Bond Index	-
CRISIL AA+ Short Term Bond Index	-
CRISIL AAA Long Term Bond Index	-
CRISIL AAA Medium Term Bond Index	-
CRISIL AAA Short Term Bond Index	-
CRISIL Dynamic Gilt Index	65%
CRISIL Long Term Gilt Index	-
CRISIL Medium Term Gilt Index	-
CRISIL Short Term Gilt	-
Liquid Retail Fund Index	10%
S&P BSE 200 TR	-

TOP 10 HOLDINGS	
EQUITY	% to AUM
STATE BANK OF INDIA	2.35
TATA STEEL LTD.	2.29
H D F C BANK LTD.	1.85
HINDUSTAN UNILEVER LTD.	1.76
COAL INDIA LIMITED	1.62
RELIANCE INDUSTRIES LTD.	1.59
LARSEN & TOUBRO LTD.	1.54
OIL & NATURAL GAS CORPN. LTD.	1.48
BHARTI AIRTEL LTD.	1.46
Infosys Ltd	1.42
OTHERS	8.72
<b>Total Equity</b>	<b>26.08</b>

DEBT PORTFOLIO	
GOVT.SECURITIES	% to AUM
8.57% WEST BENGAL 09.03.2026	15.67
6.64% GOI 16.06.2035	9.44
8.44% ANDHRA PRADESH 05.12.2033	8.68
6.10% GOI 12.07.2031	7.59
7.18% GOI 14.08.2033	6.58
8.30% GUJRAT SDL 06.02.2029	5.64
6.98%TAMIL NADU SGS 14.07.2031	4.25
8.26% GUJARAT 14.03.2028	3.32
7.41%PUNJAB SGS 12.06.2034	2.45
7.26%PUNJAB SGS 28082036	1.45
OTHERS	5.43

CORPORATE BONDS	
	% to AUM
OTHERS	0.00
FIXED Deposit	0.00
<b>Total Debt</b>	<b>70.50</b>
Money Market	3.42
<b>Grand Total</b>	<b>100.00</b>



Modified Duration : 4.01

SECTOR ALLOCATION (AS PER NIC 2008) % of AUM	
GOVT SECURITIES	70.49
BANKS	4.82
METALS&MIN	4.17
OIL&GAS	3.20
FMCG	3.20
COMP-SOFT	2.32
MUTUAL FUND	2.01
FERTI	1.96
TELECOM	1.67
CAPGOODS	1.54
OTHERS	4.62
<b>TOTAL</b>	<b>100.00</b>



**LIFE INSURANCE CORPORATION OF INDIA**  
**Gratuity Plus - Growth**  
**ULGF004220606LICGRT+GRW512**

AS ON 27-02-2026	
Inception Date	22 June 2006
NAV	60.9765

Objective of the Fund:
Long Term Capital Growth

AUM (Amount in Crore)			
30.81			
Equity	Money Market & Net Current Assets	Debt	
11.26	0.95	18.60	

Asset Allocation	
Equity	30.00% to 40.00%
Debt	50.00% to 70.00%
Money Market	0.00% to 20.00%

Fund Manager	Mr. Anil Aggarwal
FUNDS MANAGED	
Total Funds	4
Bond funds	1
Secured	1
Balanced	1
Growth	1

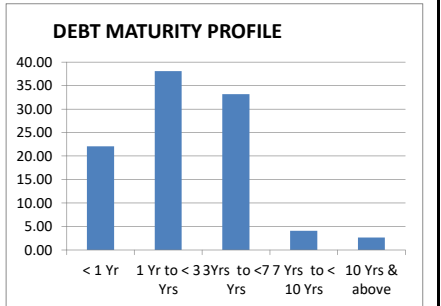
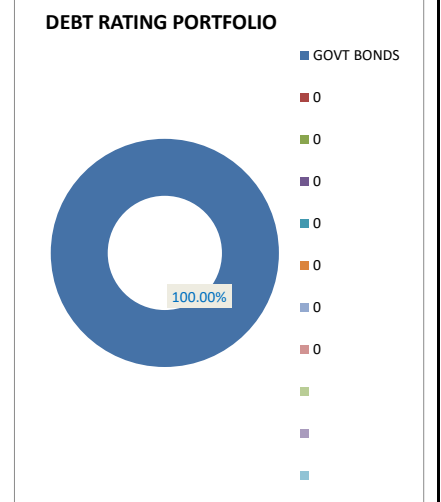
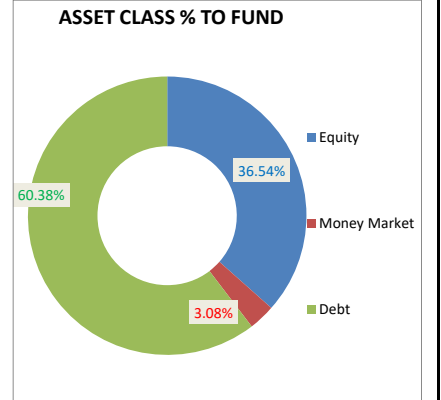
PERFORMANCE		
Period	Bench Mark Returns	Fund Returns
1 Month	0.51%	-0.36%
6 Months	3.74%	3.28%
1 Year	14.09%	8.61%
2 Years	7.80%	6.57%
3 Years	14.35%	10.63%
Since Inception	N.A.	9.61%

BENCHMARK	
INDEX	CRISIL Magnifier
CRISIL AAA Long Term Bond Index	-
CRISIL Dynamic Gilt Index	-
CRISIL 10 Year SDL Index	-
Liquid Retail Fund Index	-
S&P BSE 100	-
CRISIL A Medium To Long Term Bond Index	-
CRISIL A Short Term Bond Index	1%
CRISIL AA Long Term Bond Index	1%
CRISIL AA- Long Term Bond Index	1%
CRISIL AA Short Term Bond Index	-
CRISIL AA+ Medium Term Bond Index	1%
CRISIL AA+ Short Term Bond Index	1%
CRISIL AAA Long Term Bond Index	1%
CRISIL AAA Medium Term Bond Index	1%
CRISIL AAA Short Term Bond Index	1%
CRISIL Dynamic Gilt Index	-
CRISIL Long Term Gilt Index	1%
CRISIL Medium Term Gilt Index	2%
CRISIL Short Term Gilt	13%
Liquid Retail Fund Index	1%
S&P BSE 200 TR	75%

TOP 10 HOLDINGS	
EQUITY	% to AUM
TATA STEEL LTD.	3.17
RELIANCE INDUSTRIES LTD.	2.71
HINDALCO INDUSTRIES LTD.	2.50
H C L TECHNOLOGIES LTD.	2.39
Infosys Ltd	2.11
BANK OF BARODA	1.88
ASIAN PAINTS LTD.	1.77
I T C LTD.	1.73
HINDUSTAN UNILEVER LTD.	1.59
MARUTI SUZUKI INDIA LIMITED	1.45
OTHERS	15.24
<b>Total Equity</b>	<b>36.54</b>

DEBT PORTFOLIO	
GOVT.SECURITIES	% to AUM
6.10% GOI 12.07.2031	17.65
8.30% GUJRAT SDL 06.02.2029	16.24
8.57% WEST BENGAL 09.03.2026	13.15
8.26% GUJARAT 14.03.2028	6.73
7.49% WEST BENGAL SDL 13.09.2032	1.58
7.87% HIMACHAL PRADESH SGS 09.11.2034	0.84
7.88% MADHYA PRADESH SGS 27.10.2033	0.84
7.67% KARNATAKA SGS 16.11.2032	0.80
7.41% GOI 19.12.2036	0.76
7.59% KARNATAKA SGS 07.12.2038	0.63
OTHERS	1.16

CORPORATE BONDS	
	% to AUM
OTHERS	0.00
FIXED Deposit	0.00
<b>Total Debt</b>	<b>60.38</b>
Money Market	3.08
<b>Grand Total</b>	<b>100.00</b>



Modified Duration : 2.86

SECTOR ALLOCATION (AS PER NIC 2008) % of AUM	
GOVT SECURITIES	60.39
COMP-SOFT	6.65
METALS&MIN	6.17
BANKS	6.07
FMCG	3.34
AUTO&ANCIL	2.95
OIL&GAS	2.86
MUTUAL FUND	1.95
FERTI	1.78
FINANCE	1.72
OTHERS	6.12
<b>TOTAL</b>	<b>100.00</b>



**LIFE INSURANCE CORPORATION OF INDIA**

**Market Plus - Bond**  
**ULIF001050706LICMKT+BND512**

<b>AS ON 27-02-2026</b>	
Inception Date	05 July 2006
NAV	48.1297

<b>Objective of the Fund:</b>
Low Risk

<b>AUM (Amount in Crore)</b>			
13.71			
Equity	Money Market & Net Current Assets	Debt	
0.00	0.77	12.95	

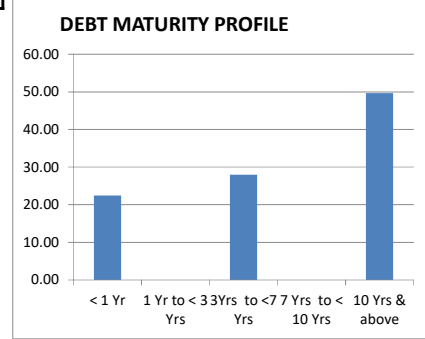
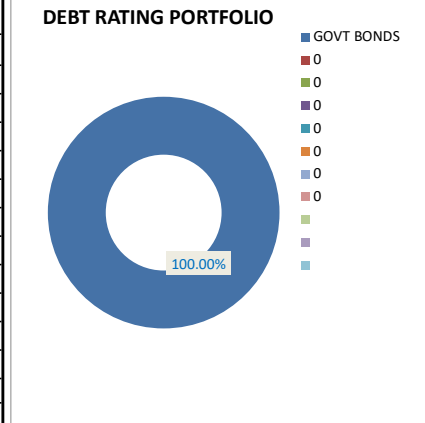
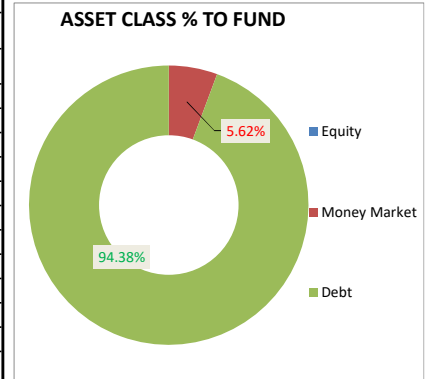
<b>Asset Allocation</b>	
Equity	0.00% to 0.00%
Debt	80.00% to 100.00%
Money Market	0.00% to 20.00%

<b>Fund Manager</b>	Ms. Shubhangi Chogale
<b>FUNDs MANAGED</b>	
Total Funds	15
Bond funds	5
Secured	3
Balanced	3
Growth	4

<b>PERFORMANCE</b>		
Period	Bench Mark Returns	Fund Returns
1 Month	0.81%	0.98%
6 Months	3.21%	3.29%
1 Year	7.09%	8.53%
2 Years	7.38%	8.24%
3 Years	7.60%	8.38%
Since Inception	N.A.	8.32%

<b>BENCHMARK</b>	
INDEX	CRISIL Preservo r (with
CRISIL AAA Long Term Bond Index	-
CRISIL Dynamic Gilt Index	-
CRISIL 10 Year SDL Index	-
Liquid Retail Fund Index	-
S&P BSE 100	-
CRISIL A Medium To Long Term Bond Index	1%
CRISIL A Short Term Bond Index	-
CRISIL AA Long Term Bond Index	4%
CRISIL AA- Long Term Bond Index	1%
CRISIL AA Short Term Bond Index	-
CRISIL AA+ Medium Term Bond Index	1%
CRISIL AA+ Short Term Bond Index	3%
CRISIL AAA Long Term Bond Index	5%
CRISIL AAA Medium Term Bond Index	1%
CRISIL AAA Short Term Bond Index	4%
CRISIL Dynamic Gilt Index	-
CRISIL Long Term Gilt Index	5%
CRISIL Medium Term Gilt Index	18%
CRISIL Short Term Gilt	55%
Liquid Retail Fund Index	2%
S&P BSE 200 TR	-

<b>TOP 10 HOLDINGS</b>	
<b>DEBT PORTFOLIO</b>	<b>% to AUM</b>
<b>GOVT.SECURITIES</b>	
7.54% GOI 23.05.2036	38.56
7.26% GOI 22.08.2032	22.70
7.27%GOI08.04.2026	21.19
7.62%GOI15.09.2039	4.60
7.20% TAMILNADU SDL 27.11.2031	3.69
7.42% WEST BENGAL SGS 24.09.2036	3.65
<b>OTHERS</b>	
	0.00
<b>CORPORATE BONDS</b>	<b>% to AUM</b>
<b>OTHERS</b>	
	0.00
<b>FIXED Deposit</b>	
	0.00
<b>Total Debt</b>	94.38
Money Market	5.62
<b>Grand Total</b>	100.00



Modified Duration : **4.99**

<b>SECTOR ALLOCATION (AS PER NIC 2008) % of AUM</b>	
GOVT SECURITIES	94.44
MUTUAL FUND	3.79
POWER	0.00
OTHERS	0.00
FERTI	0.00
OIL&GAS	0.00
TRANS&SHIP	0.00
FMCG	0.00
AUTO&ANCIL	0.00
PHARMA	0.00
OTHERS	1.77
<b>TOTAL</b>	<b>100.00</b>



**LIFE INSURANCE CORPORATION OF INDIA**  
Market Plus - Secured  
ULIF002050706LICMKT+SEC512

AS ON	27-02-2026
Inception Date	05 July 2006
NAV	57.7571

Objective of the Fund:
Steady Income

AUM (Amount in Crore)		
7.39		
Equity	Money Market & Net Current Assets	Debt
1.69	0.36	5.34

Asset Allocation	
Equity	15.00% to 35.00%
Debt	65.00% to 85.00%
Money Market	0.00% to 20.00%

Fund Manager	Ms. Shubhangi Chogale
FUNDS MANAGED	
Total Funds	15
Bond funds	5
Secured	3
Balanced	3
Growth	4


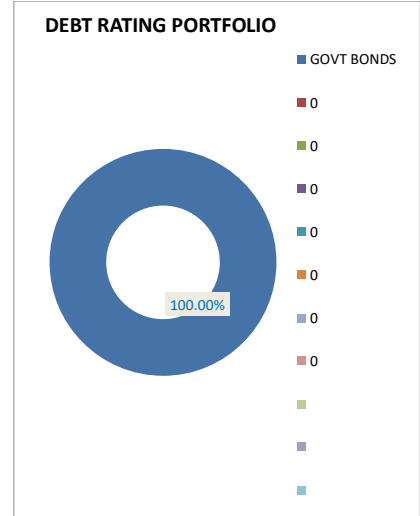
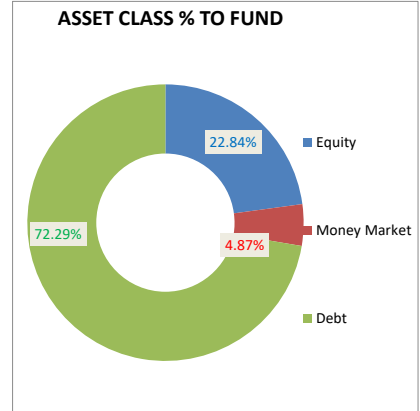
PERFORMANCE		
Period	Bench Mark Returns	Fund Returns
1 Month	0.67%	0.37%
6 Months	3.13%	4.37%
1 Year	8.75%	9.76%
2 Years	7.09%	8.08%
3 Years	9.44%	9.68%
Since Inception	N.A.	9.33%

BENCHMARK	
INDEX	CRISIL Balancer Debt
CRISIL AAA Long Term Bond Index	-
CRISIL Dynamic Gilt Index	-
CRISIL 10 Year SDL Index	-
Liquid Retail Fund Index	-
S&P BSE 100	-
CRISIL A Medium To Long Term Bond Index	1%
CRISIL A Short Term Bond Index	-
CRISIL AA Long Term Bond Index	-
CRISIL AA- Long Term Bond Index	-
CRISIL AA Short Term Bond Index	-
CRISIL AA+ Medium Term Bond Index	-
CRISIL AA+ Short Term Bond Index	1%
CRISIL AAA Long Term Bond Index	1%
CRISIL AAA Medium Term Bond Index	-
CRISIL AAA Short Term Bond Index	3%
CRISIL Dynamic Gilt Index	-
CRISIL Long Term Gilt Index	9%
CRISIL Medium Term Gilt Index	17%
CRISIL Short Term Gilt	40%
Liquid Retail Fund Index	3%
S&P BSE 200 TR	25%

TOP 10 HOLDINGS	
EQUITY	% to AUM
STATE BANK OF INDIA	2.11
CIPLA LTD.	1.82
Infosys Ltd	1.76
ICICI BANK LTD.	1.68
RELIANCE INDUSTRIES LTD.	1.32
HINDALCO INDUSTRIES LTD.	1.25
TATA CONSULTANCY SERVICES LTD.	1.20
LARSEN & TOUBRO LTD.	1.16
NESTLE INDIA LTD..	1.05
TATA POWER CO. LTD.	1.02
OTHERS	8.47
<b>Total Equity</b>	<b>22.84</b>

DEBT PORTFOLIO	
GOVT.SECURITIES	% to AUM
7.22% RAJASTHAN SDL 26.07.2032	61.08
8.15% MAHARASHTRA SDL 16.04.2030	7.11
8.33 GOI 09072026	4.10
OTHERS	0.00

CORPORATE BONDS	
FIXED Deposit	% to AUM
OTHERS	0.00
FIXED Deposit	0.00
<b>Total Debt</b>	<b>72.29</b>
Money Market	4.87
<b>Grand Total</b>	<b>100.00</b>



Modified Duration : 4.61

SECTOR ALLOCATION (AS PER NIC 2008) % of AUM	
GOVT SECURITIES	72.27
BANKS	6.09
MUTUAL FUND	5.55
COMP-SOFT	2.98
PHARMA	2.57
FMCG	1.89
AUTO&ANCIL	1.89
CEMENT	1.62
OIL&GAS	1.35
CAPGOODS	1.22
OTHERS	2.57
<b>TOTAL</b>	<b>100.00</b>



**LIFE INSURANCE CORPORATION OF INDIA**  
Market Plus - Balance  
ULIF003050706LICMKT+BAL512

AS ON	27-02-2026
Inception Date	05 July 2006
NAV	52.7064

Objective of the Fund:
Balanced Income & Growth

AUM (Amount in Crore)		
54.31		
Equity	Money Market & Net Current Assets	Debt
22.50	2.82	28.99

Asset Allocation	
Equity	30.00% to 50.00%
Debt	50.00% to 70.00%
Money Market	0.00% to 20.00%

Fund Manager	Ms. Shubhangi Chogale
FUNDS MANAGED	
Total Funds	15
Bond funds	5
Secured	3
Balanced	3
Growth	4

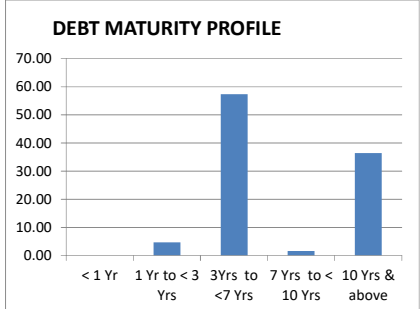
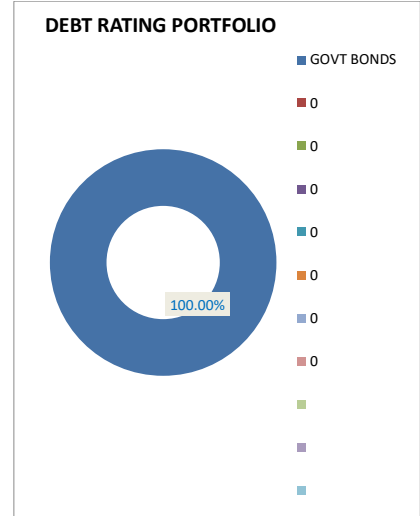
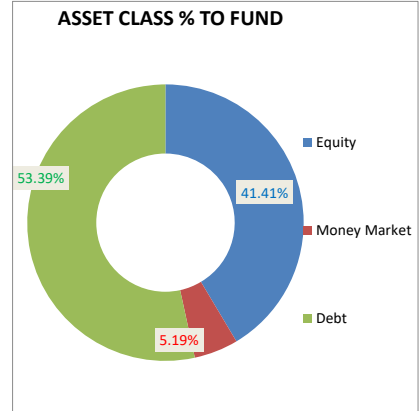
PERFORMANCE		
Period	Bench Mark Returns	Fund Returns
1 Month	0.61%	-0.83%
6 Months	3.34%	0.38%
1 Year	10.72%	5.80%
2 Years	7.21%	4.23%
3 Years	11.22%	7.80%
Since Inception	N.A.	8.82%

BENCHMARK	
INDEX	CRISIL Balancer Debt
CRISIL AAA Long Term Bond Index	-
CRISIL Dynamic Gilt Index	-
CRISIL 10 Year SDL Index	-
Liquid Retail Fund Index	-
S&P BSE 100	-
CRISIL A Medium To Long Term Bond Index	-
CRISIL A Short Term Bond Index	-
CRISIL AA Long Term Bond Index	-
CRISIL AA- Long Term Bond Index	3%
CRISIL AA Short Term Bond Index	-
CRISIL AA+ Medium Term Bond Index	-
CRISIL AA+ Short Term Bond Index	-
CRISIL AAA Long Term Bond Index	1%
CRISIL AAA Medium Term Bond Index	-
CRISIL AAA Short Term Bond Index	1%
CRISIL Dynamic Gilt Index	-
CRISIL Long Term Gilt Index	-
CRISIL Medium Term Gilt Index	17%
CRISIL Short Term Gilt	31%
Liquid Retail Fund Index	2%
S&P BSE 200 TR	45%

TOP 10 HOLDINGS	
EQUITY	% to AUM
LARSEN & TOUBRO LTD.	3.86
RELIANCE INDUSTRIES LTD.	3.85
MARUTI SUZUKI INDIA LIMITED	3.83
CIPLA LTD.	3.72
HINDUSTAN UNILEVER LTD.	3.44
H D F C BANK LTD.	2.29
Infosys Ltd	2.27
TATA CONSULTANCY SERVICES LTD.	2.11
ASIAN PAINTS LTD.	1.84
ICICI BANK LTD.	1.52
OTHERS	12.68
<b>Total Equity</b>	<b>41.41</b>

DEBT PORTFOLIO	
GOVT. SECURITIES	% to AUM
8.15% MAHARASHTRA SDL 16.04.2030	24.20
7.18% GOI 24.07.2037	17.02
7.41% GOI 19.12.2036	2.41
7.26% GOI 22.08.2032	1.91
7.20% TAMILNADU SDL 27.11.2031	1.86
7.62% WEST BENGAL SDL 29.11.2032	1.70
8.34% PUNJAB SDL 02.01.2029	1.54
7.26% GOI 14.01.2029	0.95
7.11% MAHARSHTRA SDL 08.04.2029	0.93
6.63% TAMILNADU SDL 23.12.2035	0.87
OTHERS	0.00

CORPORATE BONDS	
	% to AUM
OTHERS	0.00
FIXED Deposit	0.00
<b>Total Debt</b>	<b>53.39</b>
Money Market	5.19
<b>Grand Total</b>	<b>100.00</b>



Modified Duration : 5.12

SECTOR ALLOCATION (AS PER NIC 2008) % of AUM	
GOVT SECURITIES	53.38
FMCG	6.94
COMP-SOFT	5.82
AUTO&ANCIL	5.76
PHARMA	4.66
BANKS	4.62
MUTUAL FUND	4.18
CAPGOODS	3.87
OIL&GAS	3.85
FERTI	2.82
OTHERS	4.10
<b>TOTAL</b>	<b>100.00</b>



**LIFE INSURANCE CORPORATION OF INDIA**

Market Plus - Growth  
ULIF004050706LICMKT+GRW512

AS ON	27-02-2026
Inception Date	05 July 2006
NAV	39.3285

Objective of the Fund:
Long Term Capital Growth

AUM (Amount in Crore)		
1435.34		
Equity	Money Market & Net Current Assets	Debt
1055.04	-14.67	394.96

Asset Allocation	
Equity	60.00% to 80.00%
Debt	20.00% to 40.00%
Money Market	0.00% to 20.00%

Fund Manager	Ms. Shubhangi Chogale
FUNDS MANAGED	
Total Funds	15
Bond funds	5
Secured	3
Balanced	3
Growth	4

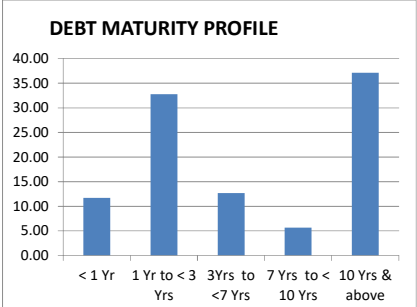
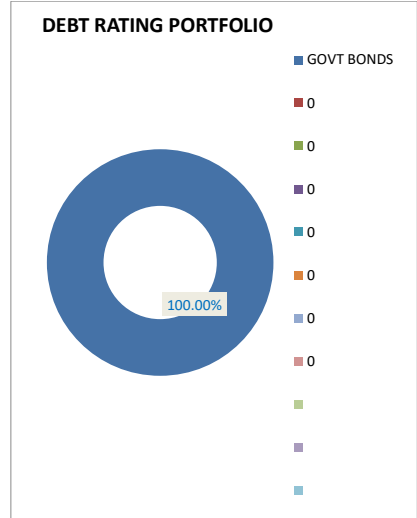
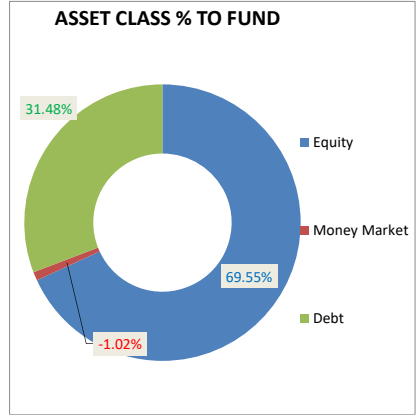
PERFORMANCE		
Period	Bench Mark Returns	Fund Returns
1 Month	0.45%	0.65%
6 Months	3.34%	4.30%
1 Year	13.24%	12.61%
2 Years	7.01%	8.00%
3 Years	13.52%	12.78%
Since Inception	N.A.	7.21%

BENCHMARK	
INDEX	CRISIL Aggressive
CRISIL AAA Long Term Bond Index	-
CRISIL Dynamic Gilt Index	-
CRISIL 10 Year SDL Index	-
Liquid Retail Fund Index	-
S&P BSE 100	-
CRISIL A Medium To Long Term Bond Index	-
CRISIL A Short Term Bond Index	-
CRISIL AA Long Term Bond Index	1%
CRISIL AA- Long Term Bond Index	1%
CRISIL AA Short Term Bond Index	1%
CRISIL AA+ Medium Term Bond Index	1%
CRISIL AA+ Short Term Bond Index	1%
CRISIL AAA Long Term Bond Index	1%
CRISIL AAA Medium Term Bond Index	1%
CRISIL AAA Short Term Bond Index	3%
CRISIL Dynamic Gilt Index	-
CRISIL Long Term Gilt Index	1%
CRISIL Medium Term Gilt Index	4%
CRISIL Short Term Gilt	8%
Liquid Retail Fund Index	2%
S&P BSE 200 TR	75%

TOP 10 HOLDINGS	
EQUITY	
IDBI BANK LTD.	8.05
TATA STEEL LTD.	5.18
DR. REDDY'S LABORATORIES LTD.	5.11
RELIANCE INDUSTRIES LTD.	4.47
Infosys Ltd	3.62
MARUTI SUZUKI INDIA LIMITED	3.21
ULTRATECH CEMENT LTD.	3.09
I T C LTD.	2.51
TATA CONSULTANCY SERVICES LTD.	2.48
H D F C BANK LTD.	2.10
OTHERS	29.73
<b>Total Equity</b>	<b>69.55</b>

DEBT PORTFOLIO	
GOVT.SECURITIES	
7.22%UTTARA KHAND 12.07.2027	11.03
7.62%GOI15.09.2039	6.45
7.40% MADHYA PRADESH 09.11.2026	1.48
7.27%GOI08.04.2026	1.47
8.15% MAHARASHTRA SDL 16.04.2030	1.46
7.79% KARNATAKA 03.01.2028	1.43
7.69%GOI 17.06.2043	1.33
7.48% ODISHA SDL 13.09.2032	0.87
8.17%GUJARAT SDL 24.04.2029	0.76
7.18% GOI 24.07.2037	0.72
OTHERS	4.48

CORPORATE BONDS	
OTHERS	0.00
FIXED Deposit	0.00
<b>Total Debt</b>	<b>31.48</b>
Money Market	-1.02
<b>Grand Total</b>	<b>100.00</b>



Modified Duration : 4.42

SECTOR ALLOCATION (AS PER NIC 2008) % of AUM	
GOVT SECURITIES	27.52
BANKS	13.92
COMP-SOFT	8.92
FMCG	7.21
METALS&MIN	6.26
PHARMA	6.06
OIL&GAS	5.45
AUTO&ANCIL	4.80
CEMENT	4.71
MEDIA&ENT	3.95
OTHERS	11.20
<b>TOTAL</b>	<b>100.00</b>





**LIFE INSURANCE CORPORATION OF INDIA**

Money Plus - Secured

ULIF002201206LICMNY+SEC512

AS ON	27-02-2026
Inception Date	20 December 2006
NAV	47.4560

Objective of the Fund:
Steady Income

AUM (Amount in Crore)		
11.14		
Equity	Money Market & Net Current Assets	Debt
3.36	0.38	7.41

Asset Allocation	
Equity	15.00% to 35.00%
Debt	65.00% to 85.00%
Money Market	0.00% to 20.00%

Fund Manager	Ms. Shraddha S. Vaidya
FUNDS MANAGED	
Total Funds	18
Bond funds	5
Secured	5
Balanced	4
Growth	4

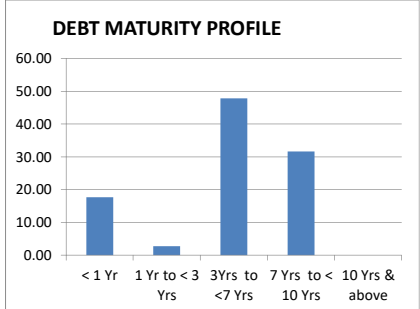
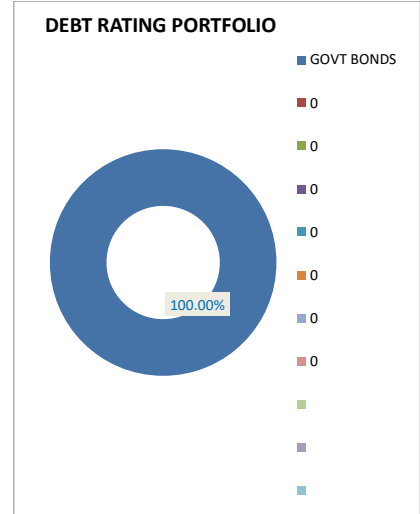
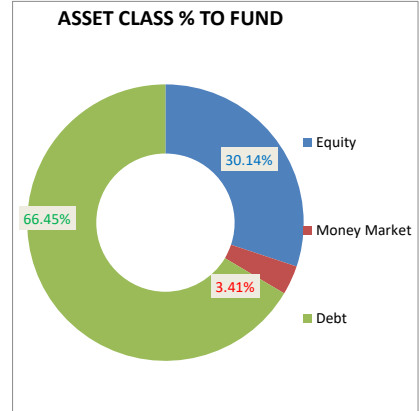
PERFORMANCE		
Period	Bench Mark Returns	Fund Returns
1 Month	0.67%	0.71%
6 Months	3.13%	5.03%
1 Year	8.75%	12.09%
2 Years	7.09%	8.73%
3 Years	9.44%	10.25%
Since Inception	N.A.	8.45%

BENCHMARK	
INDEX	CRISIL Balancer Debt
CRISIL AAA Long Term Bond Index	-
CRISIL Dynamic Gilt Index	-
CRISIL 10 Year SDL Index	-
Liquid Retail Fund Index	-
S&P BSE 100	-
CRISIL A Medium To Long Term Bond Index	1%
CRISIL A Short Term Bond Index	-
CRISIL AA Long Term Bond Index	-
CRISIL AA- Long Term Bond Index	-
CRISIL AA Short Term Bond Index	-
CRISIL AA+ Medium Term Bond Index	-
CRISIL AA+ Short Term Bond Index	1%
CRISIL AAA Long Term Bond Index	1%
CRISIL AAA Medium Term Bond Index	-
CRISIL AAA Short Term Bond Index	3%
CRISIL Dynamic Gilt Index	-
CRISIL Long Term Gilt Index	9%
CRISIL Medium Term Gilt Index	17%
CRISIL Short Term Gilt	40%
Liquid Retail Fund Index	3%
S&P BSE 200 TR	25%

TOP 10 HOLDINGS	
EQUITY	% to AUM
SHRIRAM FINANCE LTD	2.91
MARUTI SUZUKI INDIA LIMITED	2.47
HINDALCO INDUSTRIES LTD.	2.45
NESTLE INDIA LTD..	2.32
STATE BANK OF INDIA	2.16
HINDUSTAN UNILEVER LTD.	2.10
LARSEN & TOUBRO LTD.	1.94
TITAN COMPANY LTD.	1.94
MAHINDRA & MAHINDRA LTD.	1.83
RELIANCE INDUSTRIES LTD.	1.75
OTHERS	8.27
<b>Total Equity</b>	<b>30.14</b>

DEBT PORTFOLIO	
GOVT.SECURITIES	% to AUM
7.60% PUNJAB SDL 04.06.2029	29.90
7.11%KARNATAKA SGS 18122035	17.59
7.69% WEST BENGAL SDL 27/07/2026	9.05
8.33 GOI 09072026	2.72
6.90% BIHAR SGS 16072035	2.60
8.17%GUJARAT SDL 24.04.2029	1.87
7.53% PUDUCHERRY 22.11.2027	1.84
6.33% GOI 05052035	0.88
OTHERS	0.00

CORPORATE BONDS	
	% to AUM
OTHERS	0.00
FIXED Deposit	0.00
<b>Total Debt</b>	<b>66.45</b>
Money Market	3.41
<b>Grand Total</b>	<b>100.00</b>



Modified Duration : 3.62

SECTOR ALLOCATION (AS PER NIC 2008) % of AUM	
GOVT SECURITIES	66.50
FMCG	5.65
AUTO&ANCIL	5.47
BANKS	3.95
FINANCE	3.23
MUTUAL FUND	2.96
METALS&MIN	2.42
PHARMA	2.24
CAPGOODS	1.97
MISC	1.97
OTHERS	3.64
<b>TOTAL</b>	<b>100.00</b>



**LIFE INSURANCE CORPORATION OF INDIA**  
**Money Plus - Balance**  
**ULIF003201206LICMNY+BAL512**

AS ON	27-02-2026
Inception Date	20 December 2006
NAV	54.2201

Objective of the Fund:
Balanced Income & Growth

AUM (Amount in Crore)		
29.23		
Equity	Money Market & Net Current Assets	Debt
12.61	1.63	14.99

Asset Allocation	
Equity	30.00% to 50.00%
Debt	50.00% to 70.00%
Money Market	0.00% to 20.00%

Fund Manager	Ms. Shraddha S. Vaidya
FUNDS MANAGED	
Total Funds	18
Bond funds	5
Secured	5
Balanced	4
Growth	4

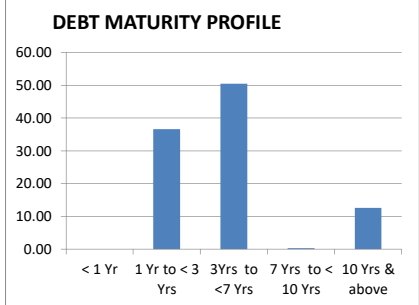
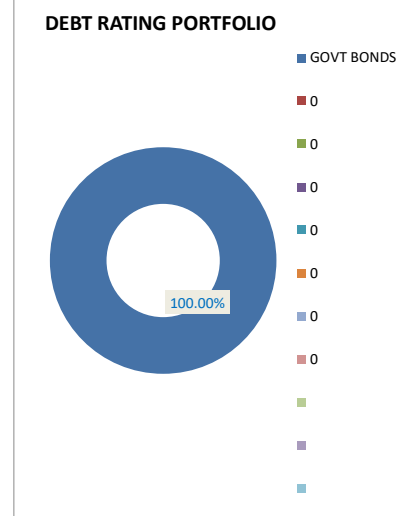
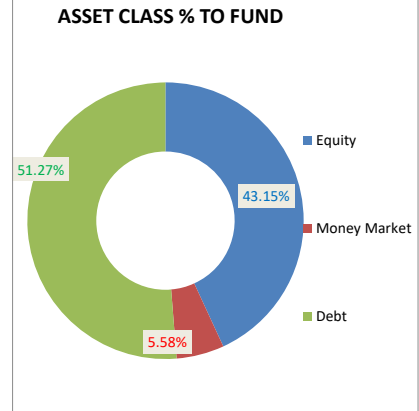
PERFORMANCE		
Period	Bench Mark Returns	Fund Returns
1 Month	0.61%	0.66%
6 Months	3.34%	4.10%
1 Year	10.72%	12.13%
2 Years	7.21%	9.09%
3 Years	11.22%	12.08%
Since Inception	N.A.	9.20%

BENCHMARK	
INDEX	CRISIL Balancer Debt
CRISIL AAA Long Term Bond Index	-
CRISIL Dynamic Gilt Index	-
CRISIL 10 Year SDL Index	-
Liquid Retail Fund Index	-
S&P BSE 100	-
CRISIL A Medium To Long Term Bond Index	-
CRISIL A Short Term Bond Index	-
CRISIL AA Long Term Bond Index	-
CRISIL AA- Long Term Bond Index	3%
CRISIL AA Short Term Bond Index	-
CRISIL AA+ Medium Term Bond Index	-
CRISIL AA+ Short Term Bond Index	-
CRISIL AAA Long Term Bond Index	1%
CRISIL AAA Medium Term Bond Index	-
CRISIL AAA Short Term Bond Index	1%
CRISIL Dynamic Gilt Index	-
CRISIL Long Term Gilt Index	-
CRISIL Medium Term Gilt Index	17%
CRISIL Short Term Gilt	31%
Liquid Retail Fund Index	2%
S&P BSE 200 TR	45%

TOP 10 HOLDINGS	
EQUITY	% to AUM
STATE BANK OF INDIA	3.91
MARUTI SUZUKI INDIA LIMITED	3.81
NESTLE INDIA LTD..	3.54
RELIANCE INDUSTRIES LTD.	3.34
HINDUSTAN UNILEVER LTD.	3.20
ICICI BANK LTD.	2.76
BAJAJ AUTO LTD	2.70
H D F C BANK LTD.	2.55
MAHINDRA & MAHINDRA LTD.	2.03
Bajaj Finance Limited	1.87
OTHERS	13.44
<b>Total Equity</b>	<b>43.15</b>

DEBT PORTFOLIO	
GOVT.SECURITIES	% to AUM
7.60% PUNJAB SDL 04.06.2029	14.03
7.53% PUDUCHERRY 22.11.2027	13.49
6.10% GOI 12.07.2031	11.83
7.72% PUNJAB 20.12.2027	3.52
7.18% GOI 24.07.2037	3.51
7.26% MAHARASHTRA SGS 08102042	2.97
7.79% KARNATAKA 03.01.2028	1.75
6.33% GOI 05052035	0.17
OTHERS	0.00

CORPORATE BONDS	
OTHERS	% to AUM
OTHERS	0.00
FIXED Deposit	0.00
<b>Total Debt</b>	<b>51.27</b>
Money Market	5.58
<b>Grand Total</b>	<b>100.00</b>



Modified Duration : 3.47

SECTOR ALLOCATION (AS PER NIC 2008) % of AUM	
GOVT SECURITIES	51.31
AUTO&ANCIL	10.37
BANKS	10.09
FMCG	6.77
MUTUAL FUND	3.80
OIL&GAS	3.66
COMP-SOFT	2.43
FINANCE	2.09
PHARMA	1.57
CAPGOODS	1.40
OTHERS	6.51
<b>TOTAL</b>	<b>100.00</b>



**LIFE INSURANCE CORPORATION OF INDIA**

**Money Plus - Growth**  
ULIF004201206LICMNY+GRW512

AS ON	27-02-2026
Inception Date	20 December 2006
NAV	37.4972

Objective of the Fund:
Long Term Capital Growth

AUM (Amount in Crore)		
4923.60		
Equity	Money Market & Net Current Assets	Debt
3482.14	235.75	1205.71

Asset Allocation	
Equity	60.00% to 80.00%
Debt	20.00% to 40.00%
Money Market	0.00% to 20.00%

Fund Manager	Ms. Shradha S. Vaidya
FUNDS MANAGED	
Total Funds	18
Bond funds	5
Secured	5
Balanced	4
Growth	4

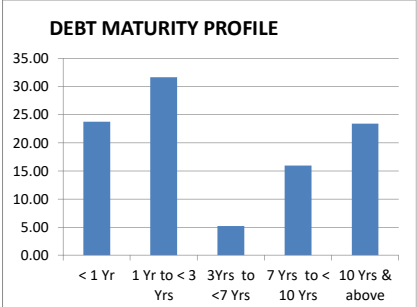
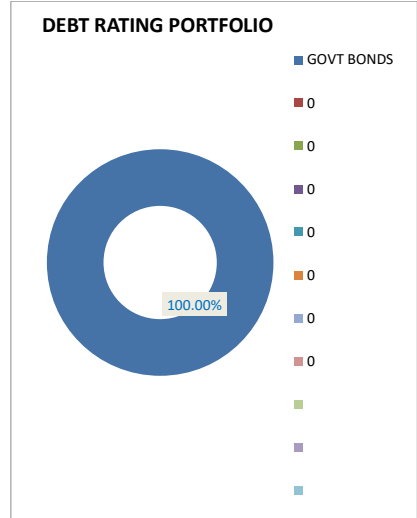
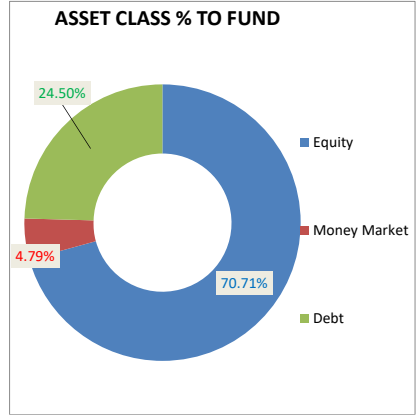
PERFORMANCE		
Period	Bench Mark Returns	Fund Returns
1 Month	0.45%	-0.71%
6 Months	3.34%	2.26%
1 Year	13.24%	10.87%
2 Years	7.01%	7.38%
3 Years	13.52%	11.93%
Since Inception	N.A.	7.13%

BENCHMARK	
INDEX	CRISIL Aggressive
CRISIL AAA Long Term Bond Index	-
CRISIL Dynamic Gilt Index	-
CRISIL 10 Year SDL Index	-
Liquid Retail Fund Index	-
S&P BSE 100	-
CRISIL A Medium To Long Term Bond Index	-
CRISIL A Short Term Bond Index	-
CRISIL AA Long Term Bond Index	1%
CRISIL AA- Long Term Bond Index	1%
CRISIL AA Short Term Bond Index	1%
CRISIL AA+ Medium Term Bond Index	1%
CRISIL AA+ Short Term Bond Index	1%
CRISIL AAA Long Term Bond Index	1%
CRISIL AAA Medium Term Bond Index	1%
CRISIL AAA Short Term Bond Index	3%
CRISIL Dynamic Gilt Index	-
CRISIL Long Term Gilt Index	1%
CRISIL Medium Term Gilt Index	4%
CRISIL Short Term Gilt	8%
Liquid Retail Fund Index	2%
S&P BSE 200 TR	75%

TOP 10 HOLDINGS	
EQUITY	
ICICI BANK LTD.	6.30
BHARTI AIRTEL LTD.	5.28
RELIANCE INDUSTRIES LTD.	4.37
LARSEN & TOUBRO LTD.	4.34
H D F C BANK LTD.	4.26
KOTAK MAHINDRA BANK LTD.	4.11
Infosys Ltd	3.99
MARUTI SUZUKI INDIA LIMITED	3.36
TATA CONSULTANCY SERVICES LTD.	3.17
HINDUSTAN UNILEVER LTD.	2.33
OTHERS	29.20
<b>Total Equity</b>	<b>70.71</b>

DEBT PORTFOLIO	
GOVT. SECURITIES	
6.68% GOI07072040	4.22
7.69% WEST BENGAL SDL 27/07/2026	3.69
6.79% GOI 15.05.2027	1.85
7.53% SIKKIM 22.11.2027	1.54
6.33% GOI 05052035	1.35
8.33 GOI 09072026	1.22
7.38% GOI 20.06.2027	1.12
7.79% KARNATAKA 03.01.2028	1.08
6.48% GOI 06102035	1.06
7.60% PUNJAB SDL 04.06.2029	1.00
OTHERS	6.37

CORPORATE BONDS	
OTHERS	0.00
FIXED Deposit	0.00
<b>Total Debt</b>	<b>24.50</b>
Money Market	4.79
<b>Grand Total</b>	<b>100.00</b>



Modified Duration : 3.67

SECTOR ALLOCATION (AS PER NIC 2008) % of AUM	
GOVT SECURITIES	24.49
BANKS	18.44
COMP-SOFT	8.98
AUTO&ANCIL	7.44
FMCG	5.53
TELECOM	5.28
CAPGOODS	5.23
OIL&GAS	4.98
MUTUAL FUND	4.69
POWER	4.67
OTHERS	10.27
<b>TOTAL</b>	<b>100.00</b>



**LIFE INSURANCE CORPORATION OF INDIA**  
**Profit Plus\_Bond Fund**  
**ULIF001230807LICPFT+BND512**

<b>AS ON 27-02-2026</b>	
<b>Inception Date</b>	23 August 2007
<b>NAV</b>	42.6558

<b>Objective of the Fund:</b>
Low Risk

<b>AUM (Amount in Crore)</b>		
49.42		
<b>Equity</b>	<b>Money Market &amp; Net Current Assets</b>	<b>Debt</b>
0.00	5.21	44.21

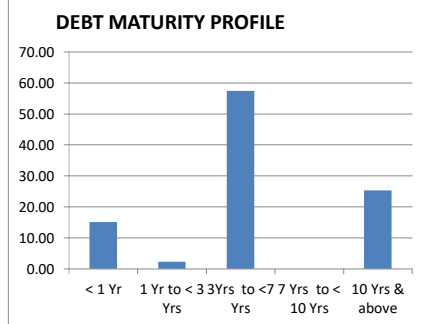
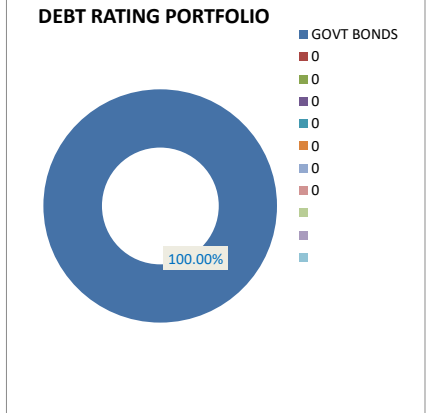
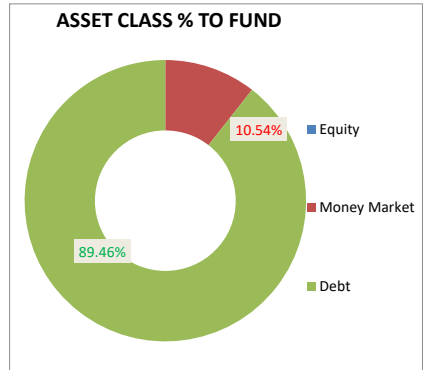
<b>Asset Allocation</b>	
<b>Equity</b>	0.00% to 0.00%
<b>Debt</b>	60.00% to 100.00%
<b>Money Market</b>	0.00% to 40.00%

<b>Fund Manager</b>	Mr. Deepak Rahalkar
<b>FUNDS MANAGED</b>	
<b>Total Funds</b>	15
<b>Bond funds</b>	3
<b>Secured</b>	4
<b>Balanced</b>	3
<b>Growth</b>	5

<b>PERFORMANCE</b>		
<b>Period</b>	<b>Bench Mark Returns</b>	<b>Fund Returns</b>
1 Month	0.81%	0.97%
6 Months	3.21%	3.14%
1 Year	7.09%	6.79%
2 Years	7.38%	7.38%
3 Years	7.60%	7.65%
Since Inception	N.A.	8.14%

<b>BENCHMARK</b>	
<b>INDEX</b>	<b>CRISIL Preserver (with)</b>
CRISIL AAA Long Term Bond Index	-
CRISIL Dynamic Gilt Index	-
CRISIL 10 Year SDL Index	-
Liquid Retail Fund Index	-
S&P BSE 100	-
CRISIL A Medium To Long Term Bond Index	1%
CRISIL A Short Term Bond Index	-
CRISIL AA Long Term Bond Index	4%
CRISIL AA- Long Term Bond Index	1%
CRISIL AA Short Term Bond Index	-
CRISIL AA+ Medium Term Bond Index	1%
CRISIL AA+ Short Term Bond Index	3%
CRISIL AAA Long Term Bond Index	5%
CRISIL AAA Medium Term Bond Index	1%
CRISIL AAA Short Term Bond Index	4%
CRISIL Dynamic Gilt Index	-
CRISIL Long Term Gilt Index	5%
CRISIL Medium Term Gilt Index	18%
CRISIL Short Term Gilt	55%
Liquid Retail Fund Index	2%
S&P BSE 200 TR	-

<b>TOP 10 HOLDINGS</b>	
<b>DEBT PORTFOLIO</b>	<b>% to AUM</b>
<b>GOVT.SECURITIES</b>	
7.26% GOI 22.08.2032	21.00
6.54% GOI 17.01.2032	20.35
8.10% WEST BENGAL SDL 23.03.2026	13.17
7.18% GOI 24.07.2037	12.47
7.42% WEST BENGAL SGS 24.09.2036	10.12
6.10% GOI 12.07.2031	9.99
7.22% GOA 12.07.2027	2.05
7.69% WEST BENGAL SDL 27/07/2026	0.31
<b>OTHERS</b>	0.00
<b>CORPORATE BONDS</b>	<b>% to AUM</b>
<b>OTHERS</b>	0.00
<b>FIXED Deposit</b>	0.00
<b>Total Debt</b>	89.46
<b>Money Market</b>	10.54
<b>Grand Total</b>	100.00



Modified Duration : 4.71

<b>SECTOR ALLOCATION (AS PER NIC 2008) % of AUM</b>	
<b>GOVT SECURITIES</b>	89.48
<b>MUTUAL FUND</b>	9.35
<b>POWER</b>	0.00
<b>OTHERS</b>	0.00
<b>FERTI</b>	0.00
<b>OIL&amp;GAS</b>	0.00
<b>TRANS&amp;SHIP</b>	0.00
<b>FMCG</b>	0.00
<b>AUTO&amp;ANCIL</b>	0.00
<b>PHARMA</b>	0.00
<b>OTHERS</b>	1.17
<b>TOTAL</b>	100.00



**LIFE INSURANCE CORPORATION OF INDIA**  
**Profit Plus Secured Fund**  
**ULIF002230807LICPFT+SEC512**

AS ON 27-02-2026	
Inception Date	23 August 2007
NAV	52.4446

Objective of the Fund:
Steady Income

AUM (Amount in Crore)			
16.47			
Equity	Money Market & Net Current Assets	Debt	
6.14	0.35	9.98	

Asset Allocation	
Equity	15.00% to 55.00%
Debt	45.00% to 85.00%
Money Market	0.00% to 40.00%

Fund Manager	Mr. Deepak Rahalkar
FUNDS MANAGED	
Total Funds	15
Bond funds	3
Secured	4
Balanced	3
Growth	5


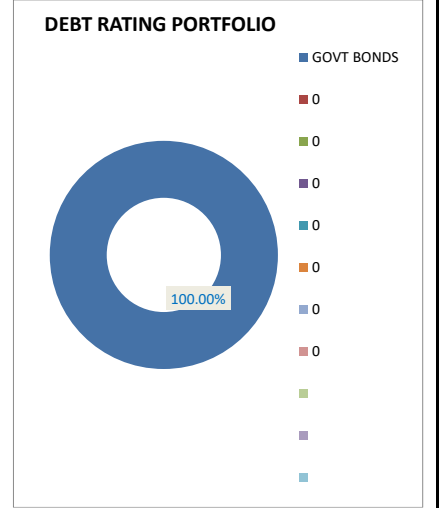
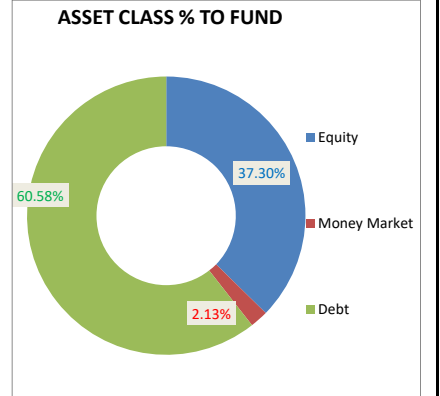
PERFORMANCE		
Period	Bench Mark Returns	Fund Returns
1 Month	0.64%	-0.82%
6 Months	3.57%	1.81%
1 Year	11.62%	7.89%
2 Years	7.84%	7.82%
3 Years	12.09%	11.42%
Since Inception	N.A.	9.36%

BENCHMARK	
INDEX	CRISIL Builder
CRISIL AAA Long Term Bond Index	-
CRISIL Dynamic Gilt Index	-
CRISIL 10 Year SDL Index	-
Liquid Retail Fund Index	-
S&P BSE 100	-
CRISIL A Medium To Long Term Bond Index	1%
CRISIL A Short Term Bond Index	-
CRISIL AA Long Term Bond Index	-
CRISIL AA- Long Term Bond Index	1%
CRISIL AA Short Term Bond Index	-
CRISIL AA+ Medium Term Bond Index	1%
CRISIL AA+ Short Term Bond Index	1%
CRISIL AAA Long Term Bond Index	2%
CRISIL AAA Medium Term Bond Index	1%
CRISIL AAA Short Term Bond Index	5%
CRISIL Dynamic Gilt Index	-
CRISIL Long Term Gilt Index	2%
CRISIL Medium Term Gilt Index	13%
CRISIL Short Term Gilt	23%
Liquid Retail Fund Index	2%
S&P BSE 200 TR	48%

TOP 10 HOLDINGS	
EQUITY	% to AUM
STATE BANK OF INDIA	3.65
TITAN COMPANY LTD.	3.15
RELIANCE INDUSTRIES LTD.	2.96
Infosys Ltd	2.92
KOTAK MAHINDRA BANK LTD.	2.52
CIPLA LTD.	2.46
BHARTI AIRTEL LTD.	2.28
TECH MAHINDRA LTD	2.18
H D F C BANK LTD.	2.16
MAHINDRA & MAHINDRA LTD.	2.06
OTHERS	10.96
<b>Total Equity</b>	<b>37.30</b>

DEBT PORTFOLIO	
GOVT.SECURITIES	% to AUM
7.22%UTTARA KHAND 12.07.2027	29.60
6.54% GOI 17.01.2032	21.37
7.22% GOA 12.07.2027	5.18
7.22% RAJASTHAN SDL 26.07.2032	1.83
7.38% GOI 20.06.2027	1.55
7.22% ARUNACHAL PRADESH 12.07.2027	1.05
OTHERS	0.00

CORPORATE BONDS	
	% to AUM
OTHERS	0.00
FIXED Deposit	0.00
<b>Total Debt</b>	<b>60.58</b>
Money Market	2.13
<b>Grand Total</b>	<b>100.00</b>



Modified Duration :	2.64
---------------------	------

SECTOR ALLOCATION (AS PER NIC 2008) % of AUM	
GOVT SECURITIES	60.55
BANKS	9.66
COMP-SOFT	7.65
FMCG	3.16
MISC	3.16
OIL&GAS	2.98
PHARMA	2.43
TELECOM	2.31
AUTO&ANCIL	2.06
CEMENT	1.88
OTHERS	4.16
<b>TOTAL</b>	<b>100.00</b>



**LIFE INSURANCE CORPORATION OF INDIA**  
**Profit Plus Balanced Fund**  
**ULIF003230807LICPFT+BAL512**

AS ON	27-02-2026
Inception Date	23 August 2007
NAV	58.0597

Objective of the Fund:
Balanced Income & Growth

AUM (Amount in Crore)			
26.36			
Equity	Money Market & Net Current Assets	Debt	
15.51	1.27	9.58	

Asset Allocation	
Equity	30.00% to 70.00%
Debt	30.00% to 70.00%
Money Market	0.00% to 40.00%

Fund Manager	Mr. Deepak Rahalkar
FUNDS MANAGED	
Total Funds	15
Bond funds	3
Secured	4
Balanced	3
Growth	5

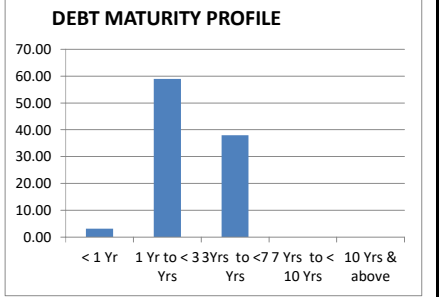
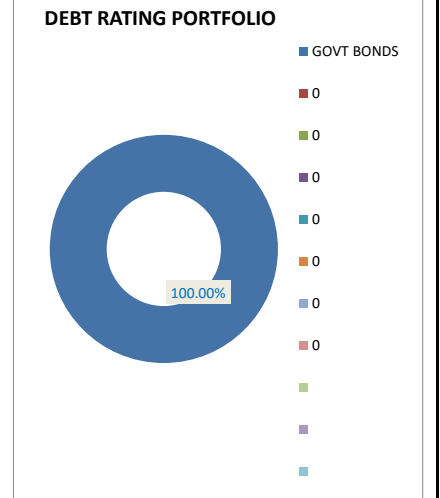
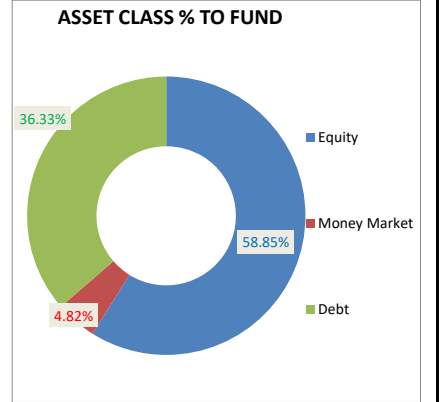
PERFORMANCE		
Period	Bench Mark Returns	Fund Returns
1 Month	0.62%	-1.02%
6 Months	3.60%	0.59%
1 Year	11.83%	9.13%
2 Years	7.75%	8.44%
3 Years	12.26%	12.51%
Since Inception	N.A.	9.96%

BENCHMARK	
INDEX	CRISIL Creator
CRISIL AAA Long Term Bond Index	-
CRISIL Dynamic Gilt Index	-
CRISIL 10 Year SDL Index	-
Liquid Retail Fund Index	-
S&P BSE 100	-
CRISIL A Medium To Long Term Bond Index	1%
CRISIL A Short Term Bond Index	-
CRISIL AA Long Term Bond Index	2%
CRISIL AA- Long Term Bond Index	1%
CRISIL AA Short Term Bond Index	-
CRISIL AA+ Medium Term Bond Index	1%
CRISIL AA+ Short Term Bond Index	1%
CRISIL AAA Long Term Bond Index	2%
CRISIL AAA Medium Term Bond Index	1%
CRISIL AAA Short Term Bond Index	2%
CRISIL Dynamic Gilt Index	-
CRISIL Long Term Gilt Index	4%
CRISIL Medium Term Gilt Index	8%
CRISIL Short Term Gilt	25%
Liquid Retail Fund Index	1%
S&P BSE 200 TR	51%

TOP 10 HOLDINGS	
EQUITY	% to AUM
MAHINDRA & MAHINDRA LTD.	5.16
GRASIM INDUSTRIES LTD.	4.94
DIVI'S LABORATORIES LTD.	4.86
H D F C BANK LTD.	4.83
TORRENT PHARMA	3.81
ICICI BANK LTD.	3.66
Infosys Ltd	3.39
TATA CONSULTANCY SERVICES LTD.	3.26
TATA POWER CO. LTD.	3.01
I T C LTD.	2.86
OTHERS	19.07
<b>Total Equity</b>	<b>58.85</b>

DEBT PORTFOLIO	
GOVT.SECURITIES	% to AUM
7.22%UTTARA KHAND 12.07.2027	18.47
7.26% GOI 22.08.2032	9.84
7.22% GOA 12.07.2027	2.93
8.15% MAHARASHTRA SDL 16.04.2030	2.39
7.60% PUNJAB SDL 04.06.2029	1.56
7.27%GOI08.04.2026	1.14
OTHERS	0.00

CORPORATE BONDS	
OTHERS	% to AUM
OTHERS	0.00
FIXED Deposit	0.00
<b>Total Debt</b>	<b>36.33</b>
Money Market	4.82
<b>Grand Total</b>	<b>100.00</b>



Modified Duration : 2.50

SECTOR ALLOCATION (AS PER NIC 2008) % of AUM	
GOVT SECURITIES	36.31
BANKS	9.18
FMCG	8.95
PHARMA	8.92
COMP-SOFT	7.89
AUTO&ANCIL	6.15
CEMENT	4.93
MUTUAL FUND	4.32
CAPGOODS	3.38
POWER	3.00
OTHERS	6.97
<b>TOTAL</b>	<b>100.00</b>



**LIFE INSURANCE CORPORATION OF INDIA**  
**Profit Plus Growth Fund**  
**ULIF004230807LICPFT+GRW512**

AS ON	27-02-2026
Inception Date	23 August 2007
NAV	39.0530

Objective of the Fund:
Long Term Capital Growth

AUM (Amount in Crore)			
2331.13			
Equity	Money Market & Net Current Assets	Debt	
1725.25	-28.07	633.95	

Asset Allocation	
Equity	40.00% to 80.00%
Debt	20.00% to 40.00%
Money Market	0.00% to 40.00%

Fund Manager	Mr. Deepak Rahalkar
FUNDS MANAGED	
Total Funds	15
Bond funds	3
Secured	4
Balanced	3
Growth	5

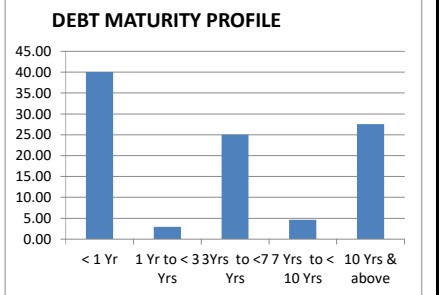
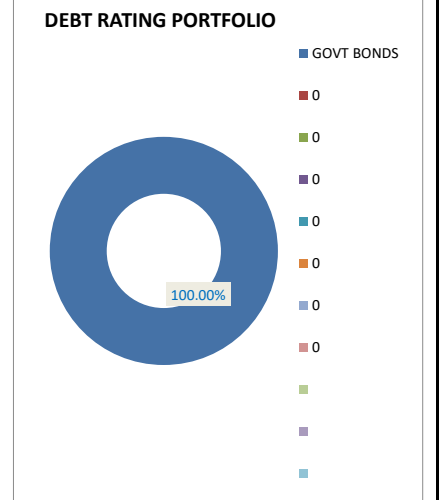
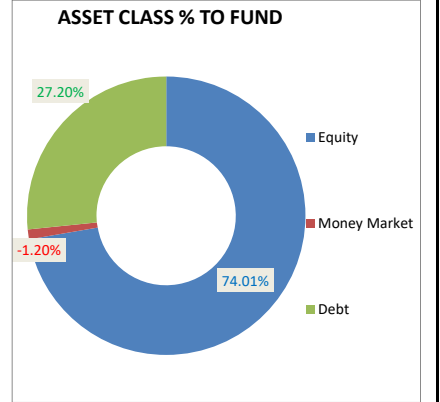
PERFORMANCE		
Period	Bench Mark Returns	Fund Returns
1 Month	0.51%	1.16%
6 Months	3.74%	5.44%
1 Year	14.09%	16.45%
2 Years	7.80%	10.01%
3 Years	14.35%	14.37%
Since Inception	N.A.	7.63%

BENCHMARK	
INDEX	CRISIL Magnifier
CRISIL AAA Long Term Bond Index	-
CRISIL Dynamic Gilt Index	-
CRISIL 10 Year SDL Index	-
Liquid Retail Fund Index	-
S&P BSE 100	-
CRISIL A Medium To Long Term Bond Index	-
CRISIL A Short Term Bond Index	1%
CRISIL AA Long Term Bond Index	1%
CRISIL AA- Long Term Bond Index	1%
CRISIL AA Short Term Bond Index	-
CRISIL AA+ Medium Term Bond Index	1%
CRISIL AA+ Short Term Bond Index	1%
CRISIL AAA Long Term Bond Index	1%
CRISIL AAA Medium Term Bond Index	1%
CRISIL AAA Short Term Bond Index	1%
CRISIL Dynamic Gilt Index	-
CRISIL Long Term Gilt Index	1%
CRISIL Medium Term Gilt Index	2%
CRISIL Short Term Gilt	13%
Liquid Retail Fund Index	1%
S&P BSE 200 TR	75%

TOP 10 HOLDINGS	
EQUITY	% to AUM
LARSEN & TOUBRO LTD.	6.42
TATA STEEL LTD.	6.38
HINDALCO INDUSTRIES LTD.	5.63
H D F C BANK LTD.	5.33
RELIANCE INDUSTRIES LTD.	4.00
MAHINDRA & MAHINDRA LTD.	3.50
GRASIM INDUSTRIES LTD.	3.12
TITAN COMPANY LTD.	3.02
BAJAJ AUTO LTD	2.99
I T C LTD.	2.91
OTHERS	30.71
<b>Total Equity</b>	<b>74.01</b>

DEBT PORTFOLIO	
GOVT.SECURITIES	% to AUM
7.27%GOI08.04.2026	9.97
7.18% GOI 24.07.2037	7.49
6.10% GOI 12.07.2031	4.03
7.60% PUNJAB SDL 04.06.2029	1.33
6.54% GOI 17.01.2032	1.10
8.25% ANDHRA PRADESH SDL 16.01.2034	0.68
7.22% ARUNACHAL PRADESH 12.07.2027	0.62
8.44% ANDHRA PRADESH 05.12.2033	0.58
8.00% GUJARAT 20.04.2026	0.58
8.02% TELANGANA 25.05.2026	0.32
OTHERS	0.50

CORPORATE BONDS	
	% to AUM
OTHERS	0.00
FIXED Deposit	0.00
<b>Total Debt</b>	<b>27.20</b>
Money Market	-1.20
<b>Grand Total</b>	<b>100.00</b>



Modified Duration : 3.53

SECTOR ALLOCATION (AS PER NIC 2008) % of AUM	
GOVT SECURITIES	27.19
METALS&MIN	12.01
CAPGOODS	11.87
BANKS	9.59
AUTO&ANCIL	7.64
COMP-SOFT	5.66
CEMENT	5.18
FMCG	5.17
OIL&GAS	4.00
PHARMA	3.67
OTHERS	8.02
<b>TOTAL</b>	<b>100.00</b>





**LIFE INSURANCE CORPORATION OF INDIA**  
Market Plus 1 - Secured  
ULIF002170608LICMK1+SEC512

AS ON	27-02-2026
Inception Date	17 June 2008
NAV	38.0612

Objective of the Fund:
Steady Income

AUM (Amount in Crore)		
22.17		
Equity	Money Market & Net Current Assets	Debt
9.35	1.56	11.27

Asset Allocation	
Equity	15.00% to 55.00%
Debt	45.00% to 85.00%
Money Market	0.00% to 40.00%

Fund Manager	Ms. Shubhangi Chogale
FUNDS MANAGED	
Total Funds	15
Bond funds	5
Secured	3
Balanced	3
Growth	4

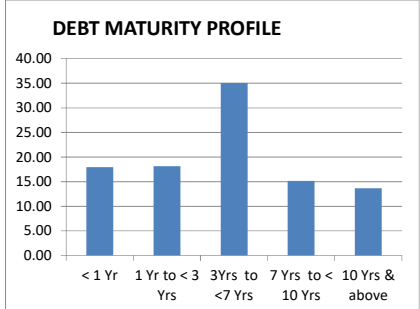
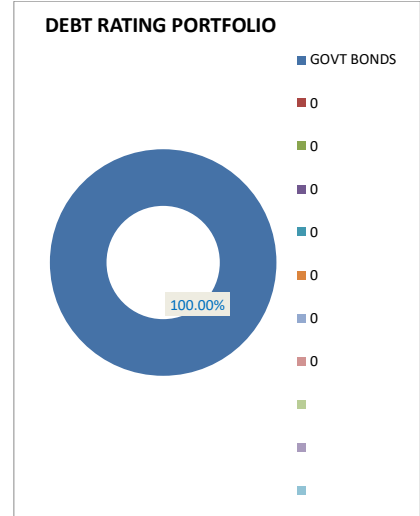
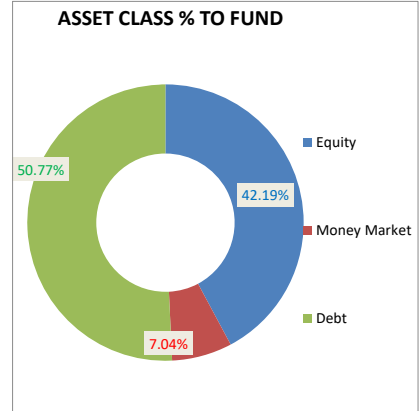
PERFORMANCE		
Period	Bench Mark Returns	Fund Returns
1 Month	0.64%	0.37%
6 Months	3.57%	4.72%
1 Year	11.62%	11.98%
2 Years	7.84%	9.65%
3 Years	12.09%	13.40%
Since Inception	N.A.	7.84%

BENCHMARK	
INDEX	CRISIL Builder
CRISIL AAA Long Term Bond Index	-
CRISIL Dynamic Gilt Index	-
CRISIL 10 Year SDL Index	-
Liquid Retail Fund Index	-
S&P BSE 100	-
CRISIL A Medium To Long Term Bond Index	1%
CRISIL A Short Term Bond Index	-
CRISIL AA Long Term Bond Index	-
CRISIL AA- Long Term Bond Index	1%
CRISIL AA Short Term Bond Index	-
CRISIL AA+ Medium Term Bond Index	1%
CRISIL AA+ Short Term Bond Index	1%
CRISIL AAA Long Term Bond Index	2%
CRISIL AAA Medium Term Bond Index	1%
CRISIL AAA Short Term Bond Index	5%
CRISIL Dynamic Gilt Index	-
CRISIL Long Term Gilt Index	2%
CRISIL Medium Term Gilt Index	13%
CRISIL Short Term Gilt	23%
Liquid Retail Fund Index	2%
S&P BSE 200 TR	48%

TOP 10 HOLDINGS	
EQUITY	% to AUM
IDBI BANK LTD.	4.63
BAJAJ AUTO LTD	4.05
Infosys Ltd	3.52
ICICI BANK LTD.	3.42
TATA POWER CO. LTD.	3.41
HAVELLS LTD	3.15
TITAN COMPANY LTD.	2.93
TATA STEEL LTD.	2.87
CIPLA LTD.	2.48
HINDALCO INDUSTRIES LTD.	1.67
OTHERS	10.06
<b>Total Equity</b>	<b>42.19</b>

DEBT PORTFOLIO	
GOVT.SECURITIES	% to AUM
6.10% GOI 12.07.2031	17.77
7.38% GOI 20.06.2027	9.22
8.33 GOI 09072026	9.11
7.18% GOI 24.07.2037	6.95
6.33% GOI 05052035	6.63
6.22% GOI 16.03.2035	1.09
OTHERS	0.00

CORPORATE BONDS	
	% to AUM
OTHERS	0.00
FIXED Deposit	0.00
<b>Total Debt</b>	<b>50.77</b>
Money Market	7.04
<b>Grand Total</b>	<b>100.00</b>



Modified Duration : 3.44

SECTOR ALLOCATION (AS PER NIC 2008) % of AUM	
GOVT SECURITIES	50.78
BANKS	10.15
MUTUAL FUND	6.40
METALS&MIN	5.86
COMP-SOFT	4.69
AUTO&ANCIL	4.51
CAPGOODS	3.74
POWER	3.43
MISC	2.93
PHARMA	2.48
OTHERS	5.03
<b>TOTAL</b>	<b>100.00</b>



**LIFE INSURANCE CORPORATION OF INDIA**  
Market Plus 1 - Balance  
ULIF003170608LICMK1+BAL512

AS ON	27-02-2026
Inception Date	17 June 2008
NAV	40.6609

Objective of the Fund:
Balanced Income & Growth

AUM (Amount in Crore)		
55.43		
Equity	Money Market & Net Current Assets	Debt
32.65	0.09	22.70

Asset Allocation	
Equity	30.00% to 70.00%
Debt	30.00% to 70.00%
Money Market	0.00% to 40.00%

Fund Manager	Ms. Shubhangi Chogale
FUNDS MANAGED	
Total Funds	15
Bond funds	5
Secured	3
Balanced	3
Growth	4

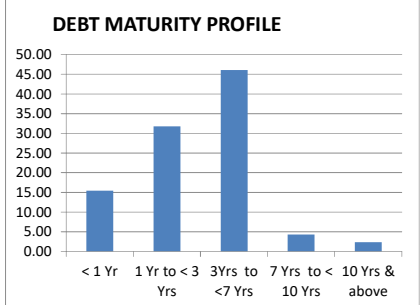
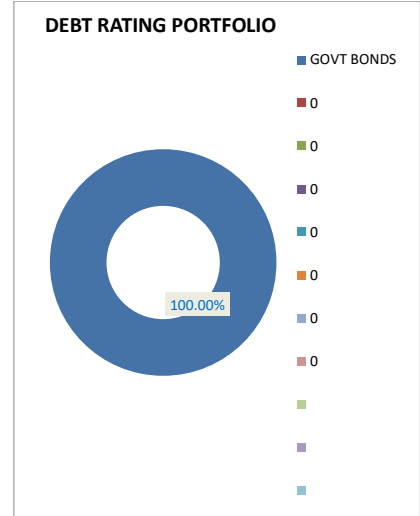
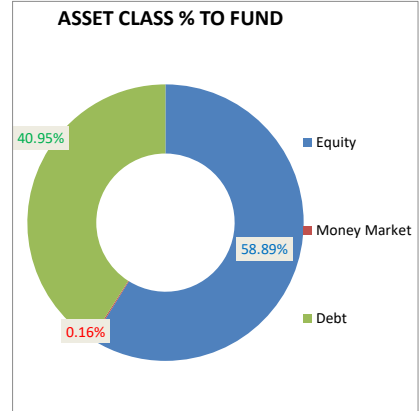
PERFORMANCE		
Period	Bench Mark Returns	Fund Returns
1 Month	0.62%	0.34%
6 Months	3.60%	4.72%
1 Year	11.83%	13.22%
2 Years	7.75%	9.12%
3 Years	12.26%	13.31%
Since Inception	N.A.	8.24%

BENCHMARK	
INDEX	CRISIL Creator
CRISIL AAA Long Term Bond Index	-
CRISIL Dynamic Gilt Index	-
CRISIL 10 Year SDL Index	-
Liquid Retail Fund Index	-
S&P BSE 100	-
CRISIL A Medium To Long Term Bond Index	1%
CRISIL A Short Term Bond Index	-
CRISIL AA Long Term Bond Index	2%
CRISIL AA- Long Term Bond Index	1%
CRISIL AA Short Term Bond Index	-
CRISIL AA+ Medium Term Bond Index	1%
CRISIL AA+ Short Term Bond Index	1%
CRISIL AAA Long Term Bond Index	2%
CRISIL AAA Medium Term Bond Index	1%
CRISIL AAA Short Term Bond Index	2%
CRISIL Dynamic Gilt Index	-
CRISIL Long Term Gilt Index	4%
CRISIL Medium Term Gilt Index	8%
CRISIL Short Term Gilt	25%
Liquid Retail Fund Index	1%
S&P BSE 200 TR	51%

TOP 10 HOLDINGS	
EQUITY	
	% to AUM
BAJAJ AUTO LTD	5.04
MARUTI SUZUKI INDIA LIMITED	4.56
Infosys Ltd	4.22
LARSEN & TOUBRO LTD.	3.86
STATE BANK OF INDIA	3.03
HAVELLS LTD	2.52
TATA POWER CO. LTD.	2.52
RELIANCE INDUSTRIES LTD.	2.51
H D F C BANK LTD.	2.40
HINDALCO INDUSTRIES LTD.	2.34
OTHERS	25.89
<b>Total Equity</b>	<b>58.89</b>

DEBT PORTFOLIO	
GOVT.SECURITIES	
	% to AUM
8.17%GUJARAT SDL 24.04.2029	9.39
8.10% WEST BENGAL SDL 23.03.2026	6.32
8.34% PUNJAB SDL 02.01.2029	5.64
7.38% GOI 20.06.2027	5.53
6.10% GOI 12.07.2031	5.35
7.62% WEST BENGAL SDL 29.11.2032	2.77
7.79% KARNATAKA 03.01.2028	1.85
7.09%KARNATAKA SGS 16.10.2035	1.77
8.24% TELANGANA SDL 28.02.2043	0.96
7.48% ODISHA SDL 13.09.2032	0.92
OTHERS	0.45

CORPORATE BONDS	
	% to AUM
OTHERS	0.00
FIXED Deposit	0.00
<b>Total Debt</b>	<b>40.95</b>
Money Market	0.16
<b>Grand Total</b>	<b>100.00</b>



Modified Duration : 2.81

SECTOR ALLOCATION (AS PER NIC 2008) % of AUM	
GOVT SECURITIES	40.99
AUTO&ANCIL	10.82
BANKS	10.64
COMP-SOFT	8.93
CAPGOODS	6.39
POWER	4.38
OIL&GAS	4.00
METALS&MIN	2.98
FMCG	2.47
CEMENT	2.16
OTHERS	6.24
<b>TOTAL</b>	<b>100.00</b>



**LIFE INSURANCE CORPORATION OF INDIA**

Market Plus 1 - Growth  
ULIF004170608LICMK1+GRW512

AS ON	27-02-2026
Inception Date	17 June 2008
NAV	52.5971

Objective of the Fund:
Long Term Capital Growth

AUM (Amount in Crore)		
3012.38		
Equity	Money Market & Net Current Assets	Debt
2305.56	-12.55	719.36

Asset Allocation	
Equity	40.00% to 80.00%
Debt	20.00% to 60.00%
Money Market	0.00% to 40.00%

Fund Manager	Ms. Shubhangi Chogale
FUNDS MANAGED	
Total Funds	15
Bond funds	5
Secured	3
Balanced	3
Growth	4


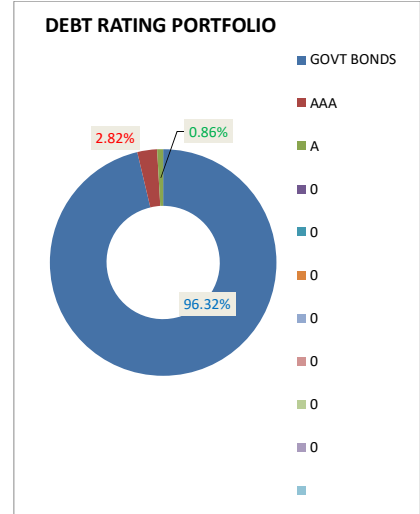
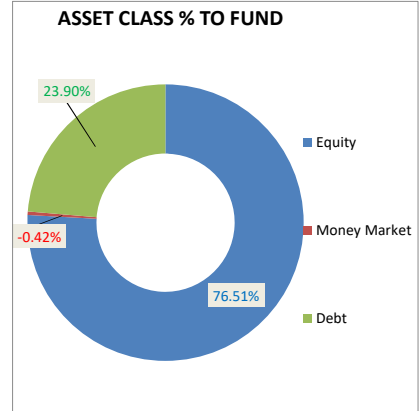
PERFORMANCE		
Period	Bench Mark Returns	Fund Returns
1 Month	0.51%	1.35%
6 Months	3.74%	6.22%
1 Year	14.09%	17.31%
2 Years	7.80%	10.72%
3 Years	14.35%	15.25%
Since Inception	N.A.	9.83%

BENCHMARK	
INDEX	CRISIL Magnifier
CRISIL AAA Long Term Bond Index	-
CRISIL Dynamic Gilt Index	-
CRISIL 10 Year SDL Index	-
Liquid Retail Fund Index	-
S&P BSE 100	-
CRISIL A Medium To Long Term Bond Index	-
CRISIL A Short Term Bond Index	1%
CRISIL AA Long Term Bond Index	1%
CRISIL AA- Long Term Bond Index	1%
CRISIL AA Short Term Bond Index	-
CRISIL AA+ Medium Term Bond Index	1%
CRISIL AA+ Short Term Bond Index	1%
CRISIL AAA Long Term Bond Index	1%
CRISIL AAA Medium Term Bond Index	1%
CRISIL AAA Short Term Bond Index	1%
CRISIL Dynamic Gilt Index	-
CRISIL Long Term Gilt Index	1%
CRISIL Medium Term Gilt Index	2%
CRISIL Short Term Gilt	13%
Liquid Retail Fund Index	1%
S&P BSE 200 TR	75%

TOP 10 HOLDINGS	
EQUITY	% to AUM
LARSEN & TOUBRO LTD.	7.10
TATA STEEL LTD.	4.93
RELIANCE INDUSTRIES LTD.	4.14
I T C LTD.	3.12
IDBI BANK LTD.	3.04
ASIAN PAINTS LTD.	2.76
BAJAJ AUTO LTD	2.65
HINDUSTAN UNILEVER LTD.	2.44
Infosys Ltd	2.33
STATE BANK OF INDIA	2.31
OTHERS	41.69
<b>Total Equity</b>	<b>76.51</b>

DEBT PORTFOLIO	
GOVT.SECURITIES	% to AUM
8.34% PUNJAB SDL 02.01.2029	2.55
8.33 GOI 09072026	2.35
8.00% GUJARAT 20.04.2026	1.83
8.30% GUJRAT SDL 06.02.2029	1.76
7.22%UTTARA KHAND 12.07.2027	1.36
7.53% PUDUCHERRY 22.11.2027	1.33
8.15% MAHARASHTRA SDL 16.04.2030	1.05
7.79% KARNATAKA 03.01.2028	1.02
6.54% GOI 17.01.2032	0.83
7.10% GOI 18.04.2029	0.68
OTHERS	8.27

CORPORATE BONDS	
	% to AUM
7.65%BAJAJ FINANCE LTD SEC, REDEEM, NCD 2036 SERIES 290 TR 8	0.67
Shree Renuka Sugars Limited NCD 2021	0.17
Shree Renuka sugars	0.03
OTHERS	0.00
FIXED Deposit	0.00
<b>Total Debt</b>	<b>23.90</b>
Money Market	-0.42
<b>Grand Total</b>	<b>100.00</b>



Modified Duration : 2.87

SECTOR ALLOCATION (AS PER NIC 2008) % of AUM	
GOVT SECURITIES	23.00
BANKS	11.04
FMCG	9.43
CAPGOODS	9.18
METALS&MIN	8.96
COMP-SOFT	6.41
MISC	4.94
AUTO&ANCIL	4.63
OIL&GAS	4.37
POWER	3.89
OTHERS	14.15
<b>TOTAL</b>	<b>100.00</b>



**LIFE INSURANCE CORPORATION OF INDIA**

**Money Plus 1 - Bond**  
**ULIF001220508LICMY1+BND512**

<b>AS ON 27-02-2026</b>	
Inception Date	22 May 2008
NAV	44.5820

<b>Objective of the Fund:</b>
Low Risk

<b>AUM (Amount in Crore)</b>			
6.14			
Equity	Money Market & Net Current Assets	Debt	
0.00	0.10	6.04	

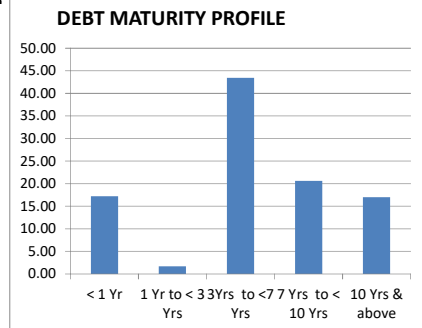
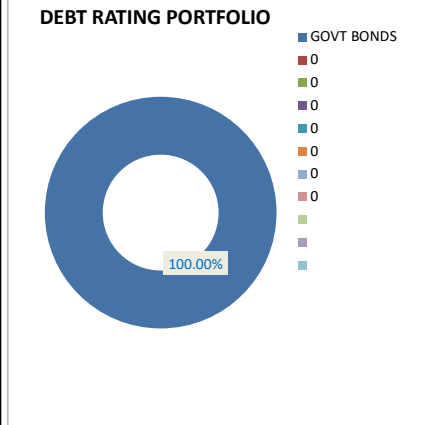
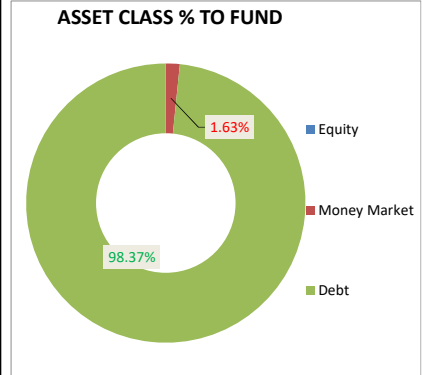
<b>Asset Allocation</b>	
Equity	0.00% to 0.00%
Debt	60.00% to 100.00%
Money Market	0.00% to 40.00%

<b>Fund Manager</b>	Mr. Deepak Rahalkar
<b>FUNDS MANAGED</b>	
Total Funds	15
Bond funds	3
Secured	4
Balanced	3
Growth	5

<b>PERFORMANCE</b>		
Period	Bench Mark Returns	Fund Returns
1 Month	0.81%	0.77%
6 Months	3.21%	3.09%
1 Year	7.09%	6.79%
2 Years	7.38%	7.48%
3 Years	7.60%	7.78%
Since Inception	N.A.	8.77%

<b>BENCHMARK</b>	
INDEX	CRISIL Preserver (with)
CRISIL AAA Long Term Bond Index	-
CRISIL Dynamic Gilt Index	-
CRISIL 10 Year SDL Index	-
Liquid Retail Fund Index	-
S&P BSE 100	-
CRISIL A Medium To Long Term Bond Index	1%
CRISIL A Short Term Bond Index	-
CRISIL AA Long Term Bond Index	4%
CRISIL AA- Long Term Bond Index	1%
CRISIL AA Short Term Bond Index	-
CRISIL AA+ Medium Term Bond Index	1%
CRISIL AA+ Short Term Bond Index	3%
CRISIL AAA Long Term Bond Index	5%
CRISIL AAA Medium Term Bond Index	1%
CRISIL AAA Short Term Bond Index	4%
CRISIL Dynamic Gilt Index	-
CRISIL Long Term Gilt Index	5%
CRISIL Medium Term Gilt Index	18%
CRISIL Short Term Gilt	55%
Liquid Retail Fund Index	2%
S&P BSE 200 TR	-

<b>TOP 10 HOLDINGS</b>	
<b>DEBT PORTFOLIO</b>	<b>% to AUM</b>
<b>GOVT.SECURITIES</b>	
7.62% WEST BENGAL SDL 29.11.2032	20.81
7.26% GOI 22.08.2032	17.74
7.18% GOI 24.07.2037	16.72
8.10% WEST BENGAL SDL 23.03.2026	16.31
6.64% GOI 16.06.2035	12.16
7.34% WEST BENGAL SDL 03.07.2034	8.12
7.60% PUNJAB SDL 04.06.2029	4.18
7.79% KARNATAKA 03.01.2028	1.67
7.18% JAMMU&KASHMIR 28.09.2026	0.66
<b>OTHERS</b>	0.00
<b>CORPORATE BONDS</b>	
<b>OTHERS</b>	
<b>FIXED Deposit</b>	
<b>Total Debt</b>	98.37
<b>Money Market</b>	1.63
<b>Grand Total</b>	100.00



Modified Duration : 4.83

<b>SECTOR ALLOCATION (AS PER NIC 2008) % of AUM</b>	
GOVT SECURITIES	98.52
MUTUAL FUND	2.44
POWER	0.00
OTHERS	0.00
FERTI	0.00
OIL&GAS	0.00
TRANS&SHIP	0.00
FMCG	0.00
AUTO&ANCIL	0.00
PHARMA	0.00
OTHERS	-0.96
<b>TOTAL</b>	<b>100.00</b>



**LIFE INSURANCE CORPORATION OF INDIA**

Money Plus 1 - Secured  
ULIF002220508LICMY1+SEC512

AS ON	27-02-2026
Inception Date	22 May 2008
NAV	59.2134

Objective of the Fund:
Steady Income

AUM (Amount in Crore)		
6.24		
Equity	Money Market & Net Current Assets	Debt
2.87	0.25	3.12

Asset Allocation	
Equity	15.00% to 55.00%
Debt	45.00% to 85.00%
Money Market	0.00% to 40.00%

Fund Manager	Mr. Deepak Rahalkar
FUNDS MANAGED	
Total Funds	15
Bond funds	3
Secured	4
Balanced	3
Growth	5


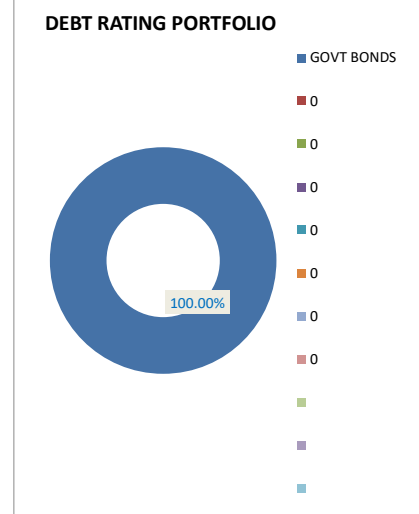
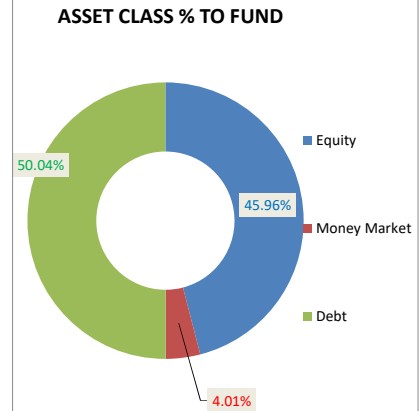
PERFORMANCE		
Period	Bench Mark Returns	Fund Returns
1 Month	0.64%	-0.31%
6 Months	3.57%	3.55%
1 Year	11.62%	10.92%
2 Years	7.84%	7.45%
3 Years	12.09%	11.60%
Since Inception	N.A.	10.52%

BENCHMARK	
INDEX	CRISIL Builder
CRISIL AAA Long Term Bond Index	-
CRISIL Dynamic Gilt Index	-
CRISIL 10 Year SDL Index	-
Liquid Retail Fund Index	-
S&P BSE 100	-
CRISIL A Medium To Long Term Bond Index	1%
CRISIL A Short Term Bond Index	-
CRISIL AA Long Term Bond Index	-
CRISIL AA- Long Term Bond Index	1%
CRISIL AA Short Term Bond Index	-
CRISIL AA+ Medium Term Bond Index	1%
CRISIL AA+ Short Term Bond Index	1%
CRISIL AAA Long Term Bond Index	2%
CRISIL AAA Medium Term Bond Index	1%
CRISIL AAA Short Term Bond Index	5%
CRISIL Dynamic Gilt Index	-
CRISIL Long Term Gilt Index	2%
CRISIL Medium Term Gilt Index	13%
CRISIL Short Term Gilt	23%
Liquid Retail Fund Index	2%
S&P BSE 200 TR	48%

TOP 10 HOLDINGS	
EQUITY	% to AUM
STATE BANK OF INDIA	3.85
HINDUSTAN UNILEVER LTD.	3.75
MARUTI SUZUKI INDIA LIMITED	3.57
RELIANCE INDUSTRIES LTD.	3.45
H D F C BANK LTD.	3.34
MAHINDRA & MAHINDRA LTD.	3.27
Infosys Ltd	2.80
LARSEN & TOUBRO LTD.	2.74
TATA CONSULTANCY SERVICES LTD.	2.29
HINDALCO INDUSTRIES LTD.	2.22
OTHERS	14.68
<b>Total Equity</b>	<b>45.96</b>

DEBT PORTFOLIO	
GOVT.SECURITIES	% to AUM
8.10% WEST BENGAL SDL 23.03.2026	16.10
7.26% GOI 06.02.2033	8.31
7.18% GOI 24.07.2037	8.22
7.20% TAMILNADU SDL 27.11.2031	7.29
7.34% WEST BENGAL SDL 03.07.2034	6.39
7.22% GOA 12.07.2027	1.95
7.69% WEST BENGAL SDL 27/07/2026	1.13
7.58% RAJASTHAN SDL 09.08.2026.	0.65
OTHERS	0.00

CORPORATE BONDS	
	% to AUM
OTHERS	0.00
FIXED Deposit	0.00
<b>Total Debt</b>	<b>50.04</b>
Money Market	4.01
<b>Grand Total</b>	<b>100.00</b>



Modified Duration : 3.70

SECTOR ALLOCATION (AS PER NIC 2008) % of AUM	
GOVT SECURITIES	49.97
AUTO&ANCIL	10.57
BANKS	8.33
FMCG	7.53
COMP-SOFT	5.13
OIL&GAS	3.52
MUTUAL FUND	2.88
CAPGOODS	2.72
METALS&MIN	2.24
PHARMA	1.60
OTHERS	5.51
<b>TOTAL</b>	<b>100.00</b>



**LIFE INSURANCE CORPORATION OF INDIA**  
**Money Plus 1 - Balanced**  
**ULIF003220508LICMY1+BAL512**

AS ON	27-02-2026
Inception Date	22 May 2008
NAV	59.3023

Objective of the Fund:
Balanced Income & Growth

AUM (Amount in Crore)		
6.80		
Equity	Money Market & Net Current Assets	Debt
4.28	0.30	2.22

Asset Allocation	
Equity	30.00% to 70.00%
Debt	30.00% to 70.00%
Money Market	0.00% to 40.00%

Fund Manager	Mr. Deepak Rahalkar
FUNDS MANAGED	
Total Funds	15
Bond funds	3
Secured	4
Balanced	3
Growth	5

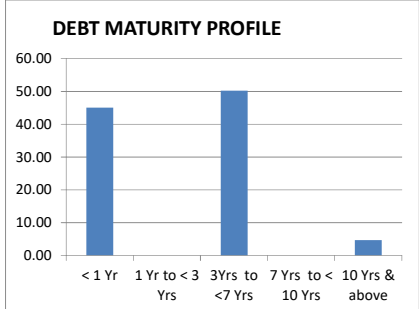
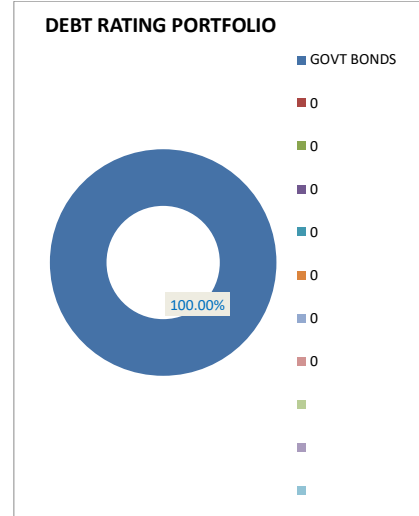
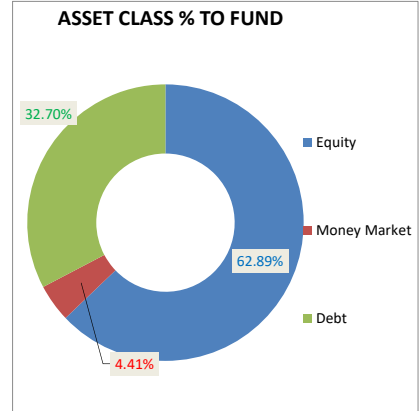
PERFORMANCE		
Period	Bench Mark Returns	Fund Returns
1 Month	0.62%	1.05%
6 Months	3.60%	6.09%
1 Year	11.83%	15.99%
2 Years	7.75%	9.84%
3 Years	12.26%	14.02%
Since Inception	N.A.	10.53%

BENCHMARK	
INDEX	CRISIL Creator
CRISIL AAA Long Term Bond Index	-
CRISIL Dynamic Gilt Index	-
CRISIL 10 Year SDL Index	-
Liquid Retail Fund Index	-
S&P BSE 100	-
CRISIL A Medium To Long Term Bond Index	1%
CRISIL A Short Term Bond Index	-
CRISIL AA Long Term Bond Index	2%
CRISIL AA- Long Term Bond Index	1%
CRISIL AA Short Term Bond Index	-
CRISIL AA+ Medium Term Bond Index	1%
CRISIL AA+ Short Term Bond Index	1%
CRISIL AAA Long Term Bond Index	2%
CRISIL AAA Medium Term Bond Index	1%
CRISIL AAA Short Term Bond Index	2%
CRISIL Dynamic Gilt Index	-
CRISIL Long Term Gilt Index	4%
CRISIL Medium Term Gilt Index	8%
CRISIL Short Term Gilt	25%
Liquid Retail Fund Index	1%
S&P BSE 200 TR	51%

TOP 10 HOLDINGS	
EQUITY	% to AUM
STATE BANK OF INDIA	5.30
RELIANCE INDUSTRIES LTD.	5.13
NESTLE INDIA LTD..	3.80
DR. REDDY'S LABORATORIES LTD.	3.78
HINDALCO INDUSTRIES LTD.	3.67
KOTAK MAHINDRA BANK LTD.	3.51
HINDUSTAN UNILEVER LTD.	3.44
TITAN COMPANY LTD.	3.18
ICICI BANK LTD.	3.04
Bajaj Finance Limited	2.93
OTHERS	25.11
<b>Total Equity</b>	<b>62.89</b>

DEBT PORTFOLIO	
GOVT.SECURITIES	% to AUM
8.10% WEST BENGAL SDL 23.03.2026	14.79
7.48% ODISHA SDL 13.09.2032	8.22
7.20% TAMILNADU SDL 27.11.2031	8.18
7.18% GOI 24.07.2037	1.51
OTHERS	0.00

CORPORATE BONDS	
OTHERS	% to AUM
OTHERS	0.00
FIXED Deposit	0.00
<b>Total Debt</b>	<b>32.70</b>
Money Market	4.41
<b>Grand Total</b>	<b>100.00</b>



Modified Duration : 2.78

SECTOR ALLOCATION (AS PER NIC 2008) % of AUM	
GOVT SECURITIES	32.65
BANKS	15.00
FMCG	9.85
OIL&GAS	7.94
AUTO&ANCIL	5.74
PHARMA	3.82
METALS&MIN	3.68
COMP-SOFT	3.68
FINANCE	3.38
MISC	3.24
OTHERS	11.02
<b>TOTAL</b>	<b>100.00</b>



**LIFE INSURANCE CORPORATION OF INDIA**

Money Plus 1 - Growth  
ULIF004220508LICMY1+GRW512

AS ON	27-02-2026
Inception Date	22 May 2008
NAV	62.5324

Objective of the Fund:
Long Term Capital Growth

AUM (Amount in Crore)		
413.46		
Equity	Money Market & Net Current Assets	Debt
323.58	0.91	88.97

Asset Allocation	
Equity	40.00% to 80.00%
Debt	20.00% to 60.00%
Money Market	0.00% to 40.00%

Fund Manager	Mr. Deepak Rahalkar
FUNDS MANAGED	
Total Funds	15
Bond funds	3
Secured	4
Balanced	3
Growth	5

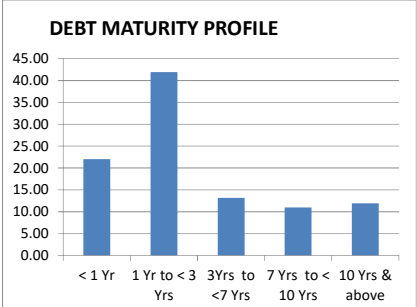
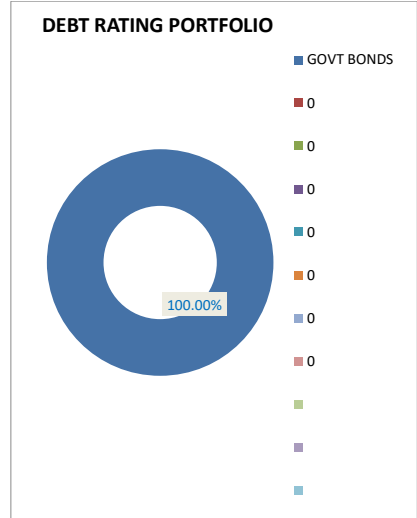
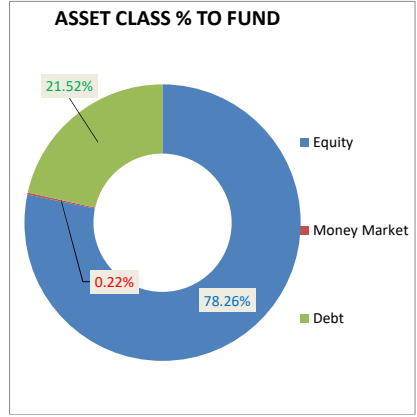
PERFORMANCE		
Period	Bench Mark Returns	Fund Returns
1 Month	0.51%	0.97%
6 Months	3.74%	3.67%
1 Year	14.09%	15.35%
2 Years	7.80%	10.59%
3 Years	14.35%	15.89%
Since Inception	N.A.	10.86%

BENCHMARK	
INDEX	CRISIL Magnifier
CRISIL AAA Long Term Bond Index	-
CRISIL Dynamic Gilt Index	-
CRISIL 10 Year SDL Index	-
Liquid Retail Fund Index	-
S&P BSE 100	-
CRISIL A Medium To Long Term Bond Index	-
CRISIL A Short Term Bond Index	1%
CRISIL AA Long Term Bond Index	1%
CRISIL AA- Long Term Bond Index	1%
CRISIL AA Short Term Bond Index	-
CRISIL AA+ Medium Term Bond Index	1%
CRISIL AA+ Short Term Bond Index	1%
CRISIL AAA Long Term Bond Index	1%
CRISIL AAA Medium Term Bond Index	1%
CRISIL AAA Short Term Bond Index	1%
CRISIL Dynamic Gilt Index	-
CRISIL Long Term Gilt Index	1%
CRISIL Medium Term Gilt Index	2%
CRISIL Short Term Gilt	13%
Liquid Retail Fund Index	1%
S&P BSE 200 TR	75%

TOP 10 HOLDINGS	
EQUITY	% to AUM
MARUTI SUZUKI INDIA LIMITED	6.11
MAHINDRA & MAHINDRA LTD.	5.34
GRASIM INDUSTRIES LTD.	5.05
BAJAJ AUTO LTD	4.82
Bajaj Finance Limited	4.82
H D F C BANK LTD.	4.57
ICICI BANK LTD.	4.39
TATA STEEL LTD.	4.11
IDBI BANK LTD.	3.59
STATE BANK OF INDIA	3.54
OTHERS	31.92
<b>Total Equity</b>	<b>78.26</b>

DEBT PORTFOLIO	
GOVT.SECURITIES	% to AUM
7.22%UTTARA KHAND 12.07.2027	6.52
8.10% WEST BENGAL SDL 23.03.2026	2.91
7.53% PUDUCHERRY 22.11.2027	2.51
7.12% MH SDL 25-09-2038	2.33
8.00% GUJARAT 20.04.2026	1.33
7.22% RAJASTHAN SDL 26.07.2032	1.21
7.32% RAJASTHAN SGS 24.09.2035	1.20
6.80% ANDHRA PRADESH SGS 02072035	1.16
7.26% GOI 22.08.2032	0.80
7.48% ODISHA SDL 13.09.2032	0.52
OTHERS	1.03

CORPORATE BONDS	
	% to AUM
OTHERS	0.00
FIXED Deposit	0.00
<b>Total Debt</b>	<b>21.52</b>
Money Market	0.22
<b>Grand Total</b>	<b>100.00</b>



Modified Duration : 2.91

SECTOR ALLOCATION (AS PER NIC 2008) % of AUM	
GOVT SECURITIES	21.52
AUTO&ANCIL	17.09
BANKS	16.43
FMCG	7.82
FINANCE	6.74
COMP-SOFT	5.33
CEMENT	5.05
METALS&MIN	4.95
OIL&GAS	4.08
CAPGOODS	3.74
OTHERS	7.25
<b>TOTAL</b>	<b>100.00</b>





**LIFE INSURANCE CORPORATION OF INDIA**

Child Fortune Plus - Secured  
ULIF002011108LICCHF+SEC512

AS ON 27-02-2026	
Inception Date	01 November 2008
NAV	56.7367

Objective of the Fund:
Steady Income

AUM (Amount in Crore)			
14.67			
Equity	Money Market & Net Current Assets	Debt	
7.34	-0.36	7.69	

Asset Allocation	
Equity	15.00% to 55.00%
Debt	45.00% to 85.00%
Money Market	0.00% to 40.00%

Fund Manager	Ms. Supriya Chavan
FUNDS MANAGED	
Total Funds	18
Bond funds	5
Secured	5
Balanced	4
Growth	4

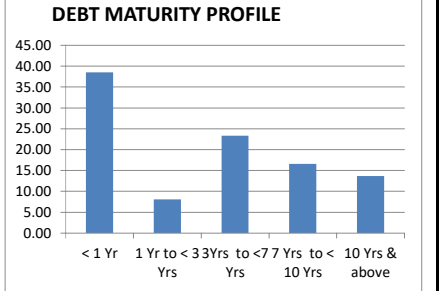
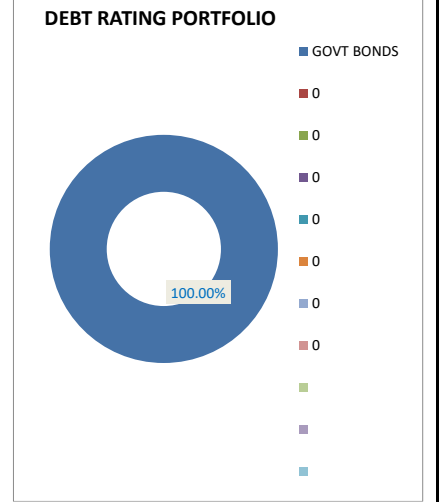
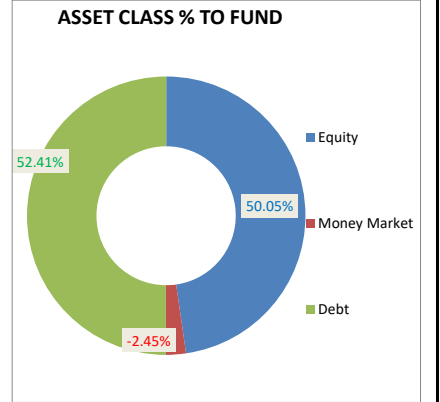
PERFORMANCE		
Period	Bench Mark Returns	Fund Returns
1 Month	0.64%	1.41%
6 Months	3.57%	5.70%
1 Year	11.62%	13.08%
2 Years	7.84%	7.84%
3 Years	12.09%	11.11%
Since Inception	N.A.	10.53%

BENCHMARK	
INDEX	CRISIL Builder
CRISIL AAA Long Term Bond Index	-
CRISIL Dynamic Gilt Index	-
CRISIL 10 Year SDL Index	-
Liquid Retail Fund Index	-
S&P BSE 100	-
CRISIL A Medium To Long Term Bond Index	1%
CRISIL A Short Term Bond Index	-
CRISIL AA Long Term Bond Index	-
CRISIL AA- Long Term Bond Index	1%
CRISIL AA Short Term Bond Index	-
CRISIL AA+ Medium Term Bond Index	1%
CRISIL AA+ Short Term Bond Index	1%
CRISIL AAA Long Term Bond Index	2%
CRISIL AAA Medium Term Bond Index	1%
CRISIL AAA Short Term Bond Index	5%
CRISIL Dynamic Gilt Index	-
CRISIL Long Term Gilt Index	2%
CRISIL Medium Term Gilt Index	13%
CRISIL Short Term Gilt	23%
Liquid Retail Fund Index	2%
S&P BSE 200 TR	48%

TOP 10 HOLDINGS	
EQUITY	% to AUM
STATE BANK OF INDIA	4.10
TATA STEEL LTD.	3.94
TITAN COMPANY LTD.	3.91
SUN PHARMACEUTICAL INDS. LTD.	3.88
LARSEN & TOUBRO LTD.	3.45
HINDUSTAN UNILEVER LTD.	3.24
PIDILITE INDUSTRIES LTD..	2.71
H D F C BANK LTD.	2.66
RELIANCE INDUSTRIES LTD.	2.66
HINDALCO INDUSTRIES LTD.	2.60
OTHERS	16.90
<b>Total Equity</b>	<b>50.05</b>

DEBT PORTFOLIO	
GOVT.SECURITIES	% to AUM
7.27%GOI08.04.2026	10.26
8.10% WEST BENGAL SDL 23.03.2026	8.53
7.41% GOI 19.12.2036	7.13
6.64% GOI 16.06.2035	5.09
8.25% ANDHRA PRADESH SDL 16.01.2034	3.58
8.15% MAHARASHTRA SDL 16.04.2030	3.58
7.62% WEST BENGAL SDL 29.11.2032	2.09
7.20% TAMILNADU SDL 27.11.2031	2.07
7.22% RAJASTHAN SDL 26.07.2032	2.05
8.30% GUJRAT SDL 06.02.2029	1.42
OTHERS	6.61

CORPORATE BONDS	
	% to AUM
OTHERS	0.00
FIXED Deposit	0.00
<b>Total Debt</b>	<b>52.41</b>
Money Market	-2.45
<b>Grand Total</b>	<b>100.00</b>



Modified Duration : 3.27

SECTOR ALLOCATION (AS PER NIC 2008) % of AUM	
GOVT SECURITIES	52.35
BANKS	10.57
METALS&MIN	7.98
FMCG	5.18
FERTI	4.57
PHARMA	3.89
MISC	3.89
CAPGOODS	3.48
COMP-SOFT	2.79
AUTO&ANCIL	2.73
OTHERS	2.57
<b>TOTAL</b>	<b>100.00</b>





**LIFE INSURANCE CORPORATION OF INDIA**

Child Fortune Plus - Growth  
ULIF004011108LICCHF+GRW512

AS ON	27-02-2026
Inception Date	01 November 2008
NAV	76.1321

Objective of the Fund:
Long Term Capital Growth

AUM (Amount in Crore)			
431.80			
Equity	Money Market & Net Current Assets	Debt	
312.62	5.88	113.30	

Asset Allocation	
Equity	40.00% to 80.00%
Debt	20.00% to 60.00%
Money Market	0.00% to 40.00%

Fund Manager	Ms. Supriya Chavan
FUNDS MANAGED	
Total Funds	18
Bond funds	5
Secured	5
Balanced	4
Growth	4

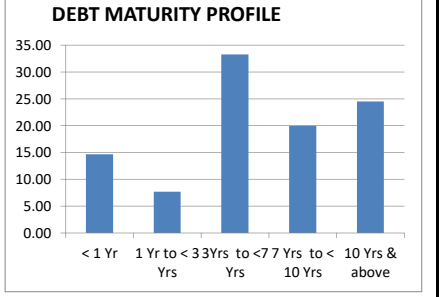
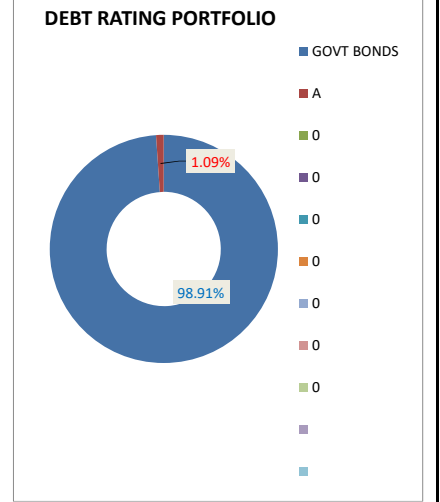
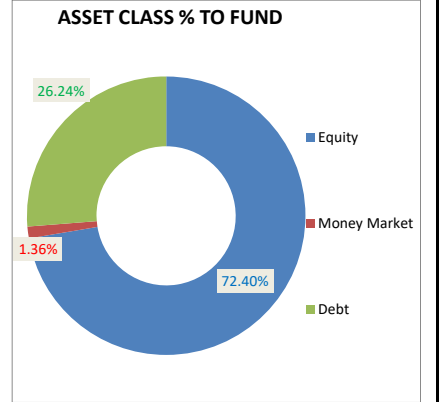
PERFORMANCE		
Period	Bench Mark Returns	Fund Returns
1 Month	0.51%	0.50%
6 Months	3.74%	7.70%
1 Year	14.09%	17.74%
2 Years	7.80%	11.02%
3 Years	14.35%	15.89%
Since Inception	N.A.	12.42%

BENCHMARK	
INDEX	CRISIL Magnifier
CRISIL AAA Long Term Bond Index	-
CRISIL Dynamic Gilt Index	-
CRISIL 10 Year SDL Index	-
Liquid Retail Fund Index	-
S&P BSE 100	-
CRISIL A Medium To Long Term Bond Index	-
CRISIL A Short Term Bond Index	1%
CRISIL AA Long Term Bond Index	1%
CRISIL AA- Long Term Bond Index	1%
CRISIL AA Short Term Bond Index	-
CRISIL AA+ Medium Term Bond Index	1%
CRISIL AA+ Short Term Bond Index	1%
CRISIL AAA Long Term Bond Index	1%
CRISIL AAA Medium Term Bond Index	1%
CRISIL AAA Short Term Bond Index	1%
CRISIL Dynamic Gilt Index	-
CRISIL Long Term Gilt Index	1%
CRISIL Medium Term Gilt Index	2%
CRISIL Short Term Gilt	13%
Liquid Retail Fund Index	1%
S&P BSE 200 TR	75%

TOP 10 HOLDINGS	
EQUITY	% to AUM
RELIANCE INDUSTRIES LTD.	5.58
HINDALCO INDUSTRIES LTD.	5.42
LARSEN & TOUBRO LTD.	5.23
MARUTI SUZUKI INDIA LIMITED	5.16
TITAN COMPANY LTD.	3.71
IDBI BANK LTD.	3.39
H D F C BANK LTD.	3.29
H C L TECHNOLOGIES LTD.	3.22
STATE BANK OF INDIA	2.43
KOTAK MAHINDRA BANK LTD.	2.40
OTHERS	32.57
<b>Total Equity</b>	<b>72.40</b>

DEBT PORTFOLIO	
GOVT.SECURITIES	% to AUM
7.26% GOI 06.02.2033	2.66
7.18% GOI 14.08.2033	2.39
7.22% RAJASTHAN SDL 26.07.2032	2.32
7.04% MAHARASHTRA SGS 25062040	2.21
7.42% WEST BENGAL SGS 24.09.2036	1.85
6.64% GOI 16.06.2035	1.73
7.27% GOI 08.04.2026	1.42
8.24% TELANGANA SDL 28.02.2043	1.23
7.26% GOI 22.08.2032	1.20
7.10% GOI 18.04.2029	1.19
OTHERS	7.76

CORPORATE BONDS	
	% to AUM
Shree Renuka Sugars Limited NCD 2021	0.24
Shree Renuka sugars	0.04
OTHERS	0.00
FIXED Deposit	0.00
<b>Total Debt</b>	<b>26.24</b>
Money Market	1.36
<b>Grand Total</b>	<b>100.00</b>



Modified Duration : 5.04

SECTOR ALLOCATION (AS PER NIC 2008) % of AUM	
GOVT SECURITIES	25.95
BANKS	15.13
METALS&MIN	8.49
CAPGOODS	8.11
AUTO&ANCIL	8.03
COMP-SOFT	6.77
OIL&GAS	6.26
FMCG	5.58
POWER	4.31
MISC	3.80
OTHERS	7.57
<b>TOTAL</b>	<b>100.00</b>





**LIFE INSURANCE CORPORATION OF INDIA**  
**LICI NIVESH/SIIP Secured Fund**  
**ULIF00224/12/18LICULIPSEC512**

AS ON 27-02-2026	
Inception Date	02 March 2020
NAV	16.8167

Objective of the Fund:
Low To Medium Risk

AUM (Amount in Crore)			
886.17			
Equity	Money Market & Net Current Assets	Debt	
339.66	34.60	511.91	

Asset Allocation	
Equity	15.00% to 55.00%
Debt	45.00% to 85.00%
Money Market	0.00% to 40.00%

Fund Manager	Ms. Supriya Chavan
FUNDS MANAGED	
Total Funds	18
Bond funds	5
Secured	5
Balanced	4
Growth	4

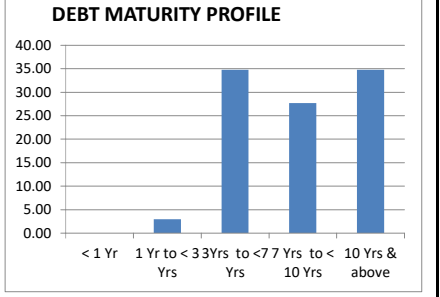
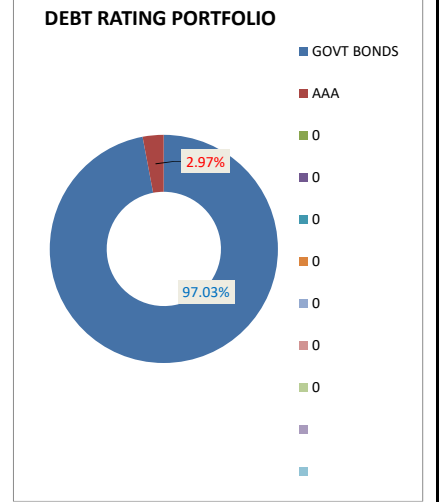
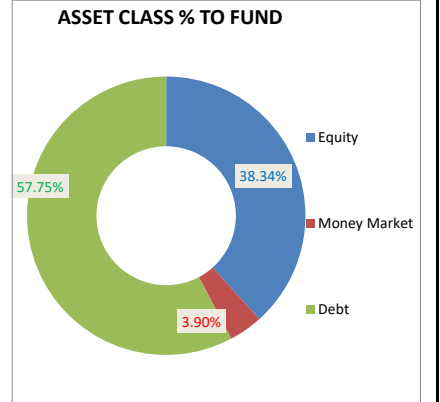
PERFORMANCE		
Period	Bench Mark Returns	Fund Returns
1 Month	0.39%	-0.12%
6 Months	2.12%	3.20%
1 Year	6.53%	11.20%
2 Years	5.38%	7.18%
3 Years	7.97%	9.86%
Since Inception	7.41%	9.06%

BENCHMARK	
INDEX	CRISIL Nivesh Secured
CRISIL AAA Long Term Bond Index	5%
CRISIL Dynamic Gilt Index	30%
CRISIL 10 Year SDL Index	30%
Liquid Retail Fund Index	5%
S&P BSE 100	30%
CRISIL A Medium To Long Term Bond Index	-
CRISIL A Short Term Bond Index	-
CRISIL AA Long Term Bond Index	-
CRISIL AA- Long Term Bond Index	-
CRISIL AA Short Term Bond Index	-
CRISIL AA+ Medium Term Bond Index	-
CRISIL AA+ Short Term Bond Index	-
CRISIL AAA Long Term Bond Index	-
CRISIL AAA Medium Term Bond Index	-
CRISIL AAA Short Term Bond Index	-
CRISIL Dynamic Gilt Index	-
CRISIL Long Term Gilt Index	-
CRISIL Medium Term Gilt Index	-
CRISIL Short Term Gilt	-
Liquid Retail Fund Index	-
S&P BSE 200 TR	-

TOP 10 HOLDINGS	
EQUITY	% to AUM
RELIANCE INDUSTRIES LTD.	2.83
MARUTI SUZUKI INDIA LIMITED	2.50
HINDUSTAN UNILEVER LTD.	2.44
H D F C BANK LTD.	2.33
KOTAK MAHINDRA BANK LTD.	2.29
ICICI BANK LTD.	2.09
STATE BANK OF INDIA	2.03
LARSEN & TOUBRO LTD.	2.00
Infosys Ltd	1.77
NESTLE INDIA LTD..	1.51
OTHERS	16.55
<b>Total Equity</b>	<b>38.34</b>

DEBT PORTFOLIO	
GOVT.SECURITIES	% to AUM
7.10% GOI 18.04.2029	7.55
7.26% MAHARASHTRA SGS 08102042	6.20
6.67% GOI 15.12.2035	4.50
6.10% GOI 12.07.2031	4.46
7.18% GOI 24.07.2037	3.36
6.64% GOI 16.06.2035	3.26
7.48% WEST BENGAL SGS 26112044	2.80
7.26% GOI 22.08.2032	2.34
7.32% RAJASTHAN SGS 24.09.2035	2.25
6.68% GOI 07072040	2.18
OTHERS	17.13

CORPORATE BONDS	
	% to AUM
8% ADITYA BIRLA HOUSING FINANCE LTD NCD SER J1 FY202324	0.58
7.61% ABCL NCD SERIES F1 FY 2025-26 TRAN	0.57
7.61% ABCL NCD SERIES F1 FY 2025-26	0.57
OTHERS	0.00
FIXED Deposit	0.00
<b>Total Debt</b>	<b>57.75</b>
Money Market	3.90
<b>Grand Total</b>	<b>100.00</b>



Modified Duration : 6.27

SECTOR ALLOCATION (AS PER NIC 2008) % of AUM	
GOVT SECURITIES	56.05
BANKS	10.65
FMCG	5.88
COMP-SOFT	3.90
FINANCE	3.54
AUTO&ANCIL	3.40
CAPGOODS	3.24
OIL&GAS	3.02
MUTUAL FUND	2.88
TELECOM	1.50
OTHERS	5.94
<b>TOTAL</b>	<b>100.00</b>



**LIFE INSURANCE CORPORATION OF INDIA**  
**LICI NIVESH/SIIP Balanced Fund**  
**ULIF00324/12/18LICULIPBAL512**

AS ON 27-02-2026	
Inception Date	02 March 2020
NAV	18.9145

Objective of the Fund:
Medium Risk

AUM (Amount in Crore)			
2730.36			
Equity	Money Market & Net Current Assets	Debt	
1777.98	27.40	924.98	

Asset Allocation	
Equity	30.00% to 70.00%
Debt	30.00% to 70.00%
Money Market	0.00% to 40.00%

Fund Manager	Ms. Supriya Chavan
FUNDS MANAGED	
Total Funds	18
Bond funds	5
Secured	5
Balanced	4
Growth	4

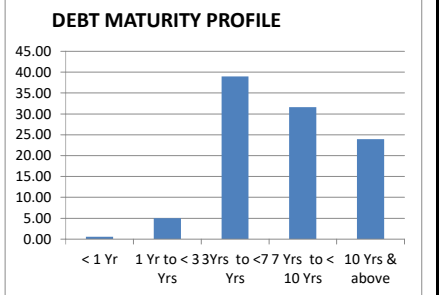
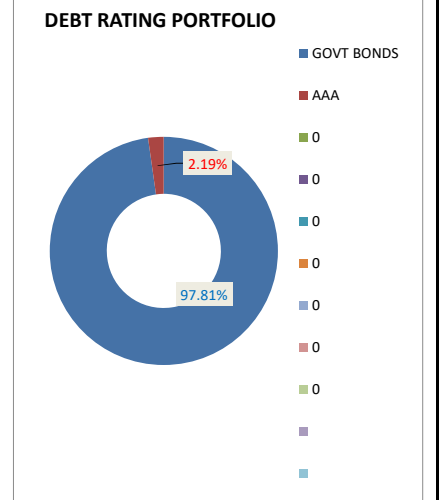
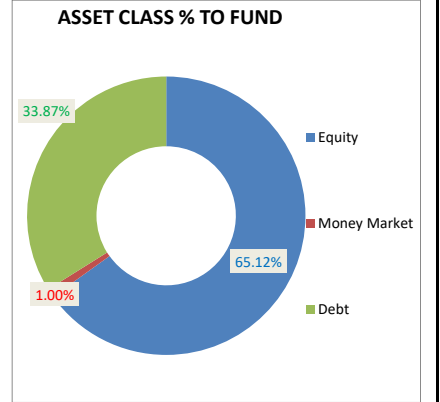
PERFORMANCE		
Period	Bench Mark Returns	Fund Returns
1 Month	0.22%	-0.68%
6 Months	2.28%	3.00%
1 Year	8.07%	12.26%
2 Years	5.57%	7.79%
3 Years	9.10%	11.20%
Since Inception	8.93%	11.22%

BENCHMARK	
INDEX	CRISIL Nivesh Balanced
CRISIL AAA Long Term Bond Index	5%
CRISIL Dynamic Gilt Index	23%
CRISIL 10 Year SDL Index	23%
Liquid Retail Fund Index	5%
S&P BSE 100	45%
CRISIL A Medium To Long Term Bond Index	-
CRISIL A Short Term Bond Index	-
CRISIL AA Long Term Bond Index	-
CRISIL AA- Long Term Bond Index	-
CRISIL AA Short Term Bond Index	-
CRISIL AA+ Medium Term Bond Index	-
CRISIL AA+ Short Term Bond Index	-
CRISIL AAA Long Term Bond Index	-
CRISIL AAA Medium Term Bond Index	-
CRISIL AAA Short Term Bond Index	-
CRISIL Dynamic Gilt Index	-
CRISIL Long Term Gilt Index	-
CRISIL Medium Term Gilt Index	-
CRISIL Short Term Gilt	-
Liquid Retail Fund Index	-
S&P BSE 200 TR	-

TOP 10 HOLDINGS	
EQUITY	% to AUM
MARUTI SUZUKI INDIA LIMITED	5.45
RELIANCE INDUSTRIES LTD.	4.08
HINDUSTAN UNILEVER LTD.	3.56
Bajaj Finance Limited	2.99
Infosys Ltd	2.99
ICICI BANK LTD.	2.88
H D F C BANK LTD.	2.84
TATA CONSULTANCY SERVICES LTD.	2.61
BANK OF BARODA	2.35
KOTAK MAHINDRA BANK LTD.	2.07
OTHERS	33.30
<b>Total Equity</b>	<b>65.12</b>

DEBT PORTFOLIO	
GOVT.SECURITIES	% to AUM
7.10% GOI 18.04.2029	5.65
7.18% GOI 24.07.2037	2.35
7.20% TAMILNADU SDL 27.11.2031	2.20
6.10% GOI 12.07.2031	2.17
6.67% GOI 15.12.2035	2.01
6.64% GOI 16.06.2035	1.97
7.26% GOI 22.08.2032	1.52
7.38% GOI 20.06.2027	1.12
7.34%CHATTISGARH SGS 23102040	1.08
6.63% TAMILNADU SDL 23.12.2035	0.80
OTHERS	12.25

CORPORATE BONDS	
	% to AUM
7.61%ABCL NCD SERIES F1 FY 2025-26 TRANCHE II	0.28
7.61% ABCL NCD SERIES F1 FY 2025-26	0.28
8% ADITYA BIRLA HOUSING FINANCE LTD N	0.19
OTHERS	0.00
FIXED Deposit	0.00
<b>Total Debt</b>	<b>33.87</b>
Money Market	1.00
<b>Grand Total</b>	<b>100.00</b>



Modified Duration : 5.66

SECTOR ALLOCATION (AS PER NIC 2008) % of AUM	
GOVT SECURITIES	33.14
BANKS	12.71
FMCG	9.25
COMP-SOFT	8.86
AUTO&ANCIL	8.03
FINANCE	5.25
OIL&GAS	4.44
PHARMA	3.63
FERTI	3.24
POWER	2.65
OTHERS	8.80
<b>TOTAL</b>	<b>100.00</b>



**LIFE INSURANCE CORPORATION OF INDIA**  
**LICI NIVESH/SIP Growth Fund**  
**ULIF00424/12/18LICULIPGRW512**

AS ON	27-02-2026
Inception Date	02 March 2020
NAV	22.3141

Objective of the Fund:
High Risk

AUM (Amount in Crore)			
30643.76			
Equity	Money Market & Net Current Assets	Debt	
22897.52	1266.07	6480.17	

Asset Allocation	
Equity	40.00% to 80.00%
Debt	20.00% to 60.00%
Money Market	0.00% to 40.00%

Fund Manager	Ms. Supriya Chavan
FUNDS MANAGED	
Total Funds	18
Bond funds	5
Secured	5
Balanced	4
Growth	4

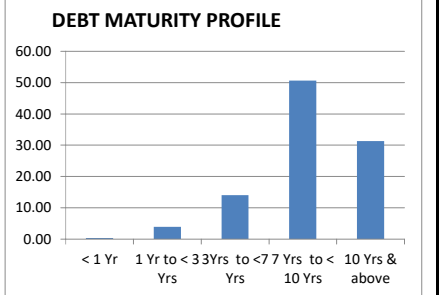
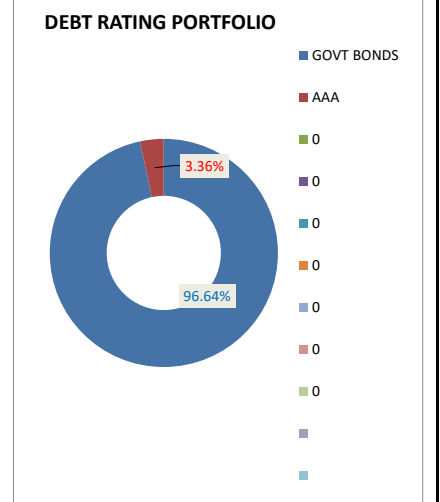
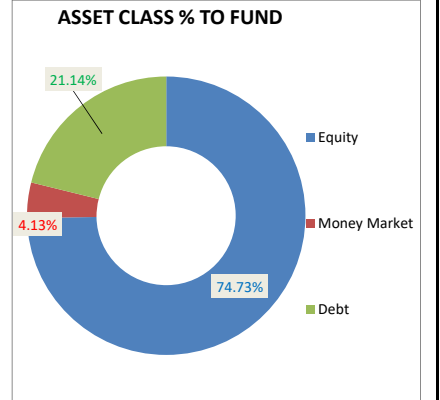
PERFORMANCE		
Period	Bench Mark Returns	Fund Returns
1 Month	0.10%	-0.09%
6 Months	2.38%	3.68%
1 Year	9.09%	13.82%
2 Years	5.67%	8.49%
3 Years	9.85%	12.60%
Since Inception	9.90%	14.33%

BENCHMARK	
INDEX	CRISIL Nivesh Growth
CRISIL AAA Long Term Bond Index	5%
CRISIL Dynamic Gilt Index	18%
CRISIL 10 Year SDL Index	18%
Liquid Retail Fund Index	5%
S&P BSE 100	55%
CRISIL A Medium To Long Term Bond Index	-
CRISIL A Short Term Bond Index	-
CRISIL AA Long Term Bond Index	-
CRISIL AA- Long Term Bond Index	-
CRISIL AA Short Term Bond Index	-
CRISIL AA+ Medium Term Bond Index	-
CRISIL AA+ Short Term Bond Index	-
CRISIL AAA Long Term Bond Index	-
CRISIL AAA Medium Term Bond Index	-
CRISIL AAA Short Term Bond Index	-
CRISIL Dynamic Gilt Index	-
CRISIL Long Term Gilt Index	-
CRISIL Medium Term Gilt Index	-
CRISIL Short Term Gilt	-
Liquid Retail Fund Index	-
S&P BSE 200 TR	-

TOP 10 HOLDINGS	
EQUITY	% to AUM
MARUTI SUZUKI INDIA LIMITED	4.31
Bajaj Finance Limited	4.07
RELIANCE INDUSTRIES LTD.	3.69
TATA CONSULTANCY SERVICES LTD.	3.08
LARSEN & TOUBRO LTD.	3.04
NESTLE INDIA LTD..	2.73
HINDUSTAN UNILEVER LTD.	2.57
H C L TECHNOLOGIES LTD.	2.52
Infosys Ltd	2.29
STATE BANK OF INDIA	2.20
OTHERS	44.23
<b>Total Equity</b>	<b>74.73</b>

DEBT PORTFOLIO	
GOVT.SECURITIES	% to AUM
6.33% GOI 05052035	1.93
6.68%GOI07072040	1.89
6.22% GOI 16.03.2035	0.70
7.32% RAJASTHAN SGS 24.09.2035	0.65
7.48%WEST BENGAL SGS 26112044	0.52
6.67% GOI 15.12.2035	0.50
7.10% GOI 18.04.2029	0.47
6.64% GOI 16.06.2035	0.47
7.18% Tamil Nadu SDL 2027	0.44
6.84% ANDHRA PRADESH SGS 04062039	0.43
OTHERS	12.44

CORPORATE BONDS	
	% to AUM
7.65%BAJAJ FINANCE LTD SEC, REDEEM, NCD 2036 SERIES 290 TR 8	0.33
7.61%ABCL NCD SERIES F1 FY 2025-26 TRAN	0.16
7.61% ABCL NCD SERIES F1 FY 2025-26	0.16
8% ADITYA BIRLA HOUSING FINANCE LTD N	0.05
OTHERS	0.00
FIXED Deposit	0.00
<b>Total Debt</b>	<b>21.14</b>
Money Market	4.13
<b>Grand Total</b>	<b>100.00</b>



Modified Duration : 6.70

SECTOR ALLOCATION (AS PER NIC 2008) % of AUM	
GOVT SECURITIES	20.44
AUTO&ANCIL	11.08
COMP-SOFT	10.27
FMCG	9.58
BANKS	7.60
CAPGOODS	6.80
FINANCE	6.35
OIL&GAS	4.04
PHARMA	3.90
MUTUAL FUND	3.76
OTHERS	16.18
<b>TOTAL</b>	<b>100.00</b>



**LIFE INSURANCE CORPORATION OF INDIA**  
Health Plus Fund  
ULIF001040208LICHLT+FND512

AS ON	27-02-2026
Inception Date	04 February 2008
NAV	42.8339

Objective of the Fund:
Income & Growth

AUM (Amount in Crore)			
726.25			
Equity	Money Market & Net Current Assets	Debt	
245.67	3.02	477.56	

Asset Allocation	
Equity	10.00% to 50.00%
Debt	50.00% to 90.00%
Money Market	0.00% to 40.00%

Fund Manager	Mr. Deepak Rahalkar
FUNDS MANAGED	
Total Funds	15
Bond funds	3
Secured	4
Balanced	3
Growth	5

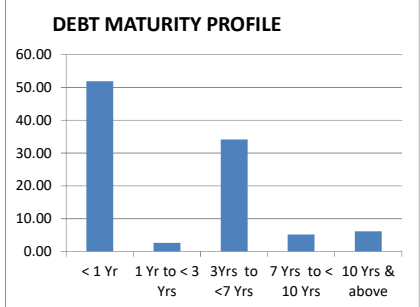
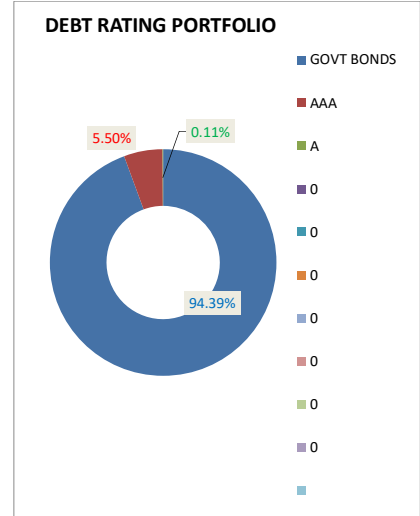
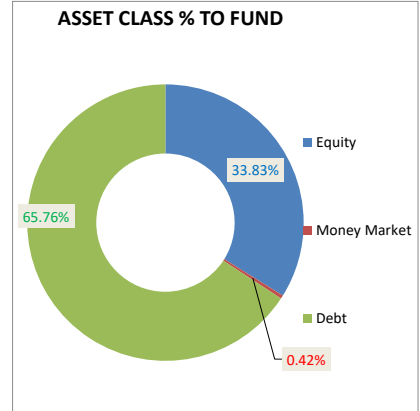
PERFORMANCE		
Period	Bench Mark Returns	Fund Returns
1 Month	0.65%	-0.58%
6 Months	3.09%	4.14%
1 Year	10.07%	10.51%
2 Years	6.94%	8.65%
3 Years	10.75%	11.05%
Since Inception	N.A.	8.38%

BENCHMARK	
INDEX	Protector (Balance d)
CRISIL AAA Long Term Bond Index	-
CRISIL Dynamic Gilt Index	-
CRISIL 10 Year SDL Index	-
Liquid Retail Fund Index	-
S&P BSE 100	-
CRISIL A Medium To Long Term Bond Index	-
CRISIL A Short Term Bond Index	-
CRISIL AA Long Term Bond Index	1%
CRISIL AA- Long Term Bond Index	1%
CRISIL AA Short Term Bond Index	1%
CRISIL AA+ Medium Term Bond Index	1%
CRISIL AA+ Short Term Bond Index	-
CRISIL AAA Long Term Bond Index	8%
CRISIL AAA Medium Term Bond Index	2%
CRISIL AAA Short Term Bond Index	2%
CRISIL Dynamic Gilt Index	-
CRISIL Long Term Gilt Index	6%
CRISIL Medium Term Gilt Index	24%
CRISIL Short Term Gilt	9%
Liquid Retail Fund Index	3%
S&P BSE 200 TR	42%

TOP 10 HOLDINGS	
EQUITY	% to AUM
H D F C BANK LTD.	2.93
TATA CONSULTANCY SERVICES LTD.	2.91
Infosys Ltd	2.69
HINDALCO INDUSTRIES LTD.	2.61
I T C LTD.	2.59
KOTAK MAHINDRA BANK LTD.	2.57
STATE BANK OF INDIA	2.48
LARSEN & TOUBRO LTD.	2.36
TATA STEEL LTD.	2.34
HINDUSTAN UNILEVER LTD.	1.44
OTHERS	8.91
<b>Total Equity</b>	<b>33.83</b>

DEBT PORTFOLIO	
GOVT.SECURITIES	% to AUM
8.24% 2027-FEB-15 GOVT OF INDIA	11.27
7.18% MAHARASHTRA 28.06.2032	6.27
8.10% WEST BENGAL SDL 23.03.2026	5.52
8.00% GUJARAT 20.04.2026	5.04
7.14% KARNATAKA SDL 24.12.2029	4.20
7.62%GOI15.09.2039	3.62
7.69% WEST BENGAL SDL 27/07/2026	2.84
6.54% GOI 17.01.2032	2.77
8% RAJASTHAN SDL 25-05-2026	2.49
7.10% GOI 18.04.2029	2.16
OTHERS	15.89

CORPORATE BONDS	
	% to AUM
9.45% PFC 01.09.2026	3.62
Shree Renuka Sugars Limited NCD 2021	0.07
OTHERS	0.00
FIXED Deposit	0.00
<b>Total Debt</b>	<b>65.76</b>
Money Market	0.42
<b>Grand Total</b>	<b>100.00</b>



Modified Duration : 2.44

SECTOR ALLOCATION (AS PER NIC 2008) % of AUM	
GOVT SECURITIES	62.07
BANKS	8.97
COMP-SOFT	7.35
METALS&MIN	4.95
FINANCE	4.23
FMCG	4.05
AUTO&ANCIL	2.61
CAPGOODS	2.37
CEMENT	1.44
FERTI	0.90
OTHERS	1.06
<b>TOTAL</b>	<b>100.00</b>



**LIFE INSURANCE CORPORATION OF INDIA**  
**Health Protection Plus Fund**  
**ULIF001290409LICHPR+FND512**

AS ON	27-02-2026
Inception Date	29 April 2009
NAV	37.9969

Objective of the Fund:
Income & Growth

AUM (Amount in Crore)		
787.85		
Equity	Money Market & Net Current Assets	Debt
358.28	11.12	418.45

Asset Allocation	
Equity	10.00% to 50.00%
Debt	50.00% to 90.00%
Money Market	0.00% to 40.00%

Fund Manager	Ms. Shubhangi Chogale
FUNDS MANAGED	
Total Funds	15
Bond funds	5
Secured	3
Balanced	3
Growth	4


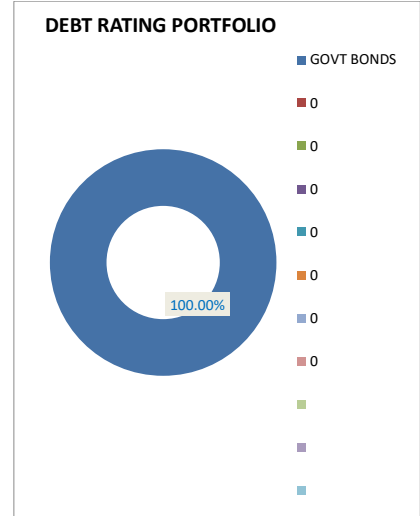
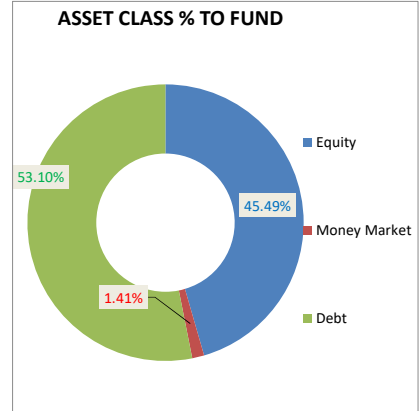
PERFORMANCE		
Period	Bench Mark Returns	Fund Returns
1 Month	0.65%	0.13%
6 Months	3.09%	3.23%
1 Year	10.07%	10.30%
2 Years	6.94%	7.51%
3 Years	10.75%	10.54%
Since Inception	N.A.	8.25%

BENCHMARK	
INDEX	Protector (Balance d)
CRISIL AAA Long Term Bond Index	-
CRISIL Dynamic Gilt Index	-
CRISIL 10 Year SDL Index	-
Liquid Retail Fund Index	-
S&P BSE 100	-
CRISIL A Medium To Long Term Bond Index	-
CRISIL A Short Term Bond Index	-
CRISIL AA Long Term Bond Index	1%
CRISIL AA- Long Term Bond Index	1%
CRISIL AA Short Term Bond Index	1%
CRISIL AA+ Medium Term Bond Index	1%
CRISIL AA+ Short Term Bond Index	-
CRISIL AAA Long Term Bond Index	8%
CRISIL AAA Medium Term Bond Index	2%
CRISIL AAA Short Term Bond Index	2%
CRISIL Dynamic Gilt Index	-
CRISIL Long Term Gilt Index	6%
CRISIL Medium Term Gilt Index	24%
CRISIL Short Term Gilt	9%
Liquid Retail Fund Index	3%
S&P BSE 200 TR	42%

TOP 10 HOLDINGS	
EQUITY	% to AUM
MARUTI SUZUKI INDIA LIMITED	3.30
LARSEN & TOUBRO LTD.	2.72
BAJAJ AUTO LTD	2.47
HINDUSTAN UNILEVER LTD.	2.14
Infosys Ltd	2.08
RELIANCE INDUSTRIES LTD.	1.95
STATE BANK OF INDIA	1.91
ASIAN PAINTS LTD.	1.48
TATA CONSULTANCY SERVICES LTD.	1.34
TATA POWER CO. LTD.	1.17
OTHERS	24.93
<b>Total Equity</b>	<b>45.49</b>

DEBT PORTFOLIO	
GOVT.SECURITIES	% to AUM
7.14% KARNATAKA SDL 24.12.2029	6.48
7.18% MAHARASHTRA 28.06.2032	6.35
8.24% 2027-FEB-15 GOVT OF INDIA	3.51
8.74% UTTARAKHAND SDL 12.09.2028	2.68
8.02% TELANGANA 25.05.2026	2.55
8.10% WEST BENGAL SDL 23.03.2026	2.54
8.30% GUJRAT SDL 06.02.2029	2.26
8.34% PUNJAB SDL 02.01.2029	2.12
8.00% GUJARAT 20.04.2026	1.94
6.54% GOI 17.01.2032	1.91
OTHERS	20.76

CORPORATE BONDS	
	% to AUM
OTHERS	0.00
FIXED Deposit	0.00
<b>Total Debt</b>	<b>53.10</b>
Money Market	1.41
<b>Grand Total</b>	<b>100.00</b>



Modified Duration : 3.42

SECTOR ALLOCATION (AS PER NIC 2008) % of AUM	
GOVT SECURITIES	53.11
AUTO&ANCIL	7.97
BANKS	6.55
FMCG	5.72
COMP-SOFT	4.20
CAPGOODS	3.59
OIL&GAS	3.31
CEMENT	3.15
POWER	2.87
FERTI	2.26
OTHERS	7.27
<b>TOTAL</b>	<b>100.00</b>





**LIFE INSURANCE CORPORATION OF INDIA**  
**New Endowment Plus Secured**  
**ULIF002201114LICNED+SEC512**

AS ON	27-02-2026
Inception Date	19 August 2015
NAV	27.6700

Objective of the Fund:
Steady Income

AUM (Amount in Crore)			
67.25			
Equity	Money Market & Net Current Assets	Debt	
32.85	2.72	31.68	

Asset Allocation	
Equity	15.00% to 25.00%
Debt	45.00% to 85.00%
Money Market	0.00% to 40.00%

Fund Manager	Ms. Shraddha S. Vaidya
FUNDS MANAGED	
Total Funds	18
Bond funds	5
Secured	5
Balanced	4
Growth	4

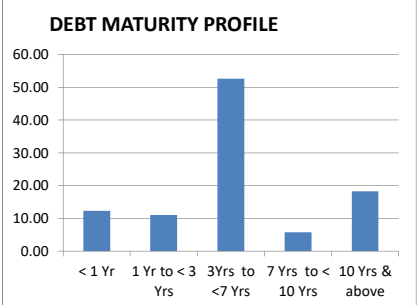
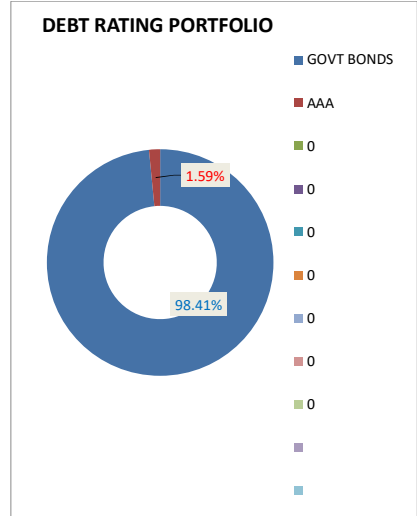
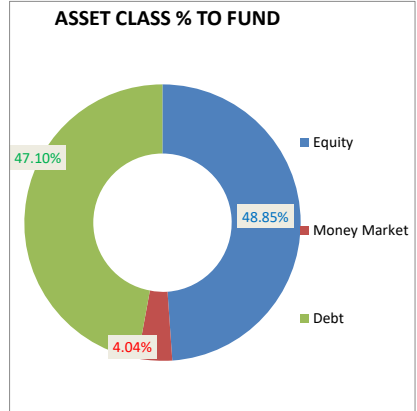
PERFORMANCE		
Period	Bench Mark Returns	Fund Returns
1 Month	0.67%	1.07%
6 Months	3.13%	6.16%
1 Year	8.75%	13.43%
2 Years	7.09%	8.98%
3 Years	9.44%	12.85%
Since Inception	7.97%	10.14%

BENCHMARK	
INDEX	CRISIL Balancer Debt
CRISIL AAA Long Term Bond Index	-
CRISIL Dynamic Gilt Index	-
CRISIL 10 Year SDL Index	-
Liquid Retail Fund Index	-
S&P BSE 100	-
CRISIL A Medium To Long Term Bond Index	1%
CRISIL A Short Term Bond Index	-
CRISIL AA Long Term Bond Index	-
CRISIL AA- Long Term Bond Index	-
CRISIL AA Short Term Bond Index	-
CRISIL AA+ Medium Term Bond Index	-
CRISIL AA+ Short Term Bond Index	1%
CRISIL AAA Long Term Bond Index	1%
CRISIL AAA Medium Term Bond Index	-
CRISIL AAA Short Term Bond Index	3%
CRISIL Dynamic Gilt Index	-
CRISIL Long Term Gilt Index	9%
CRISIL Medium Term Gilt Index	17%
CRISIL Short Term Gilt	40%
Liquid Retail Fund Index	3%
S&P BSE 200 TR	25%

TOP 10 HOLDINGS	
EQUITY	
	% to AUM
STATE BANK OF INDIA	4.47
TATA STEEL LTD.	3.85
Infosys Ltd	2.44
LARSEN & TOUBRO LTD.	2.23
H D F C BANK LTD.	1.98
ULTRATECH CEMENT LTD.	1.88
BHARTI AIRTEL LTD.	1.83
TATA CONSULTANCY SERVICES LTD.	1.78
Bajaj Finance Limited	1.69
TATA POWER CO. LTD.	1.59
OTHERS	25.11
<b>Total Equity</b>	<b>48.85</b>

DEBT PORTFOLIO	
GOVT. SECURITIES	
	% to AUM
7.20% TAMILNADU SDL 27.11.2031	14.26
6.54% GOI 17.01.2032	7.48
7.18% GOI 24.07.2037	3.82
8.00% GUJARAT 20.04.2026	3.09
7.26% GOI 14.01.2029	2.39
7.69%GOI 17.06.2043	1.56
7.47% RJ SDL 27032033	1.50
8.30% GUJRAT SDL 06.02.2029	1.16
8.12% HARYANA SDL 27.03.2036	0.94
8.55% ANDHRA PRADESH SDL 06.11.2032	0.80
OTHERS	9.35

CORPORATE BONDS	
	% to AUM
9.45% PFC 01.09.2026	0.75
OTHERS	0.00
FIXED Deposit	0.00
<b>Total Debt</b>	<b>47.10</b>
Money Market	4.04
<b>Grand Total</b>	<b>100.00</b>



Modified Duration : 4.53

SECTOR ALLOCATION (AS PER NIC 2008) % of AUM	
GOVT SECURITIES	46.42
BANKS	9.06
METALS&MIN	4.94
COMP-SOFT	4.76
FINANCE	4.30
POWER	4.04
AUTO&ANCIL	3.90
MUTUAL FUND	3.29
CAPGOODS	3.15
FMCG	3.14
OTHERS	13.00
<b>TOTAL</b>	<b>100.00</b>



**LIFE INSURANCE CORPORATION OF INDIA**  
**New Endowment Plus Balanced**  
**ULIF003201114LICNED+BAL512**

AS ON	27-02-2026
Inception Date	19 August 2015
NAV	29.3481

Objective of the Fund:
Balanced Income & Growth

AUM (Amount in Crore)		
153.13		
Equity	Money Market & Net Current Assets	Debt
98.11	4.24	50.78

Asset Allocation	
Equity	30.00% to 70.00%
Debt	30.00% to 70.00%
Money Market	0.00% to 40.00%

Fund Manager	Ms. Shraddha S. Vaidya
FUNDS MANAGED	
Total Funds	18
Bond funds	5
Secured	5
Balanced	4
Growth	4

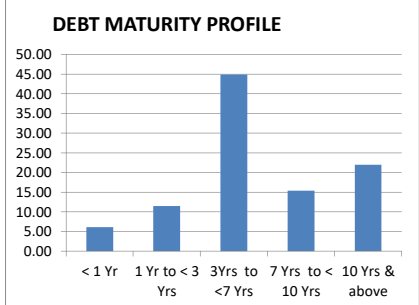
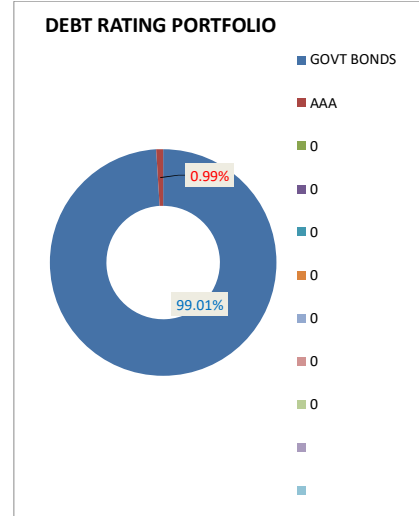
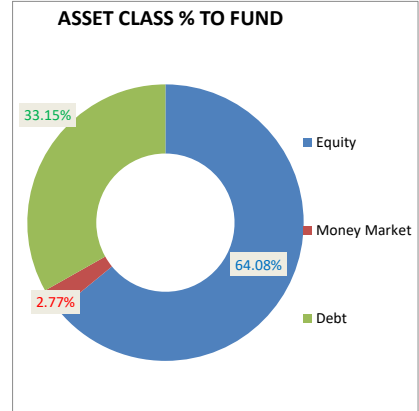
PERFORMANCE		
Period	Bench Mark Returns	Fund Returns
1 Month	0.61%	1.38%
6 Months	3.34%	6.59%
1 Year	10.72%	16.34%
2 Years	7.21%	10.33%
3 Years	11.22%	14.61%
Since Inception	8.81%	10.76%

BENCHMARK	
INDEX	CRISIL Balancer Debt
CRISIL AAA Long Term Bond Index	-
CRISIL Dynamic Gilt Index	-
CRISIL 10 Year SDL Index	-
Liquid Retail Fund Index	-
S&P BSE 100	-
CRISIL A Medium To Long Term Bond Index	-
CRISIL A Short Term Bond Index	-
CRISIL AA Long Term Bond Index	-
CRISIL AA- Long Term Bond Index	3%
CRISIL AA Short Term Bond Index	-
CRISIL AA+ Medium Term Bond Index	-
CRISIL AA+ Short Term Bond Index	-
CRISIL AAA Long Term Bond Index	1%
CRISIL AAA Medium Term Bond Index	-
CRISIL AAA Short Term Bond Index	1%
CRISIL Dynamic Gilt Index	-
CRISIL Long Term Gilt Index	-
CRISIL Medium Term Gilt Index	17%
CRISIL Short Term Gilt	31%
Liquid Retail Fund Index	2%
S&P BSE 200 TR	45%

TOP 10 HOLDINGS	
EQUITY	% to AUM
TATA STEEL LTD.	5.69
STATE BANK OF INDIA	4.71
MAHINDRA & MAHINDRA LTD.	2.88
LARSEN & TOUBRO LTD.	2.70
TITAN COMPANY LTD.	2.54
TATA POWER CO. LTD.	2.45
Bajaj Finance Limited	2.34
H D F C BANK LTD.	2.32
BHARTI AIRTEL LTD.	2.16
HINDUSTAN UNILEVER LTD.	2.14
OTHERS	34.15
<b>Total Equity</b>	<b>64.08</b>

DEBT PORTFOLIO	
GOVT.SECURITIES	% to AUM
6.10% GOI 12.07.2031	6.45
7.20% TAMILNADU SDL 27.11.2031	3.96
7.60% BIHAR SGS 10.12.2037	2.65
7.10% GOI 18.04.2029	1.35
7.29% KARNATAKA SDL 03.03.2036	1.29
7.26% GOI 14.01.2029	1.15
6.90% BIHAR SGS 16072035	1.07
7.42% KA SDL 06032035	0.98
6.68%GOI07072040	0.95
8.40% KERALA SDL 27.02.2034	0.69
OTHERS	12.28

CORPORATE BONDS	
	% to AUM
9.45% PFC 01.09.2026	0.33
OTHERS	0.00
FIXED Deposit	0.00
<b>Total Debt</b>	<b>33.15</b>
Money Market	2.77
<b>Grand Total</b>	<b>100.00</b>



Modified Duration : 4.92

SECTOR ALLOCATION (AS PER NIC 2008) % of AUM	
GOVT SECURITIES	32.83
BANKS	10.08
METALS&MIN	7.03
AUTO&ANCIL	6.67
CAPGOODS	5.90
FMCG	5.73
POWER	5.02
COMP-SOFT	4.24
OIL&GAS	3.81
PHARMA	3.43
OTHERS	15.26
<b>TOTAL</b>	<b>100.00</b>



**LIFE INSURANCE CORPORATION OF INDIA**  
**New Endowment Plus Growth**  
**ULIF004201114LICNED+GRW512**

AS ON	27-02-2026
Inception Date	19 August 2015
NAV	29.8450

Objective of the Fund:
Long Term Capital Growth

AUM (Amount in Crore)		
884.56		
Equity	Money Market & Net Current Assets	Debt
673.52	7.50	203.53

Asset Allocation	
Equity	40.00% to 80.00%
Debt	20.00% to 60.00%
Money Market	0.00% to 40.00%

Fund Manager	Ms. Shraddha S. Vaidya
FUNDS MANAGED	
Total Funds	18
Bond funds	5
Secured	5
Balanced	4
Growth	4


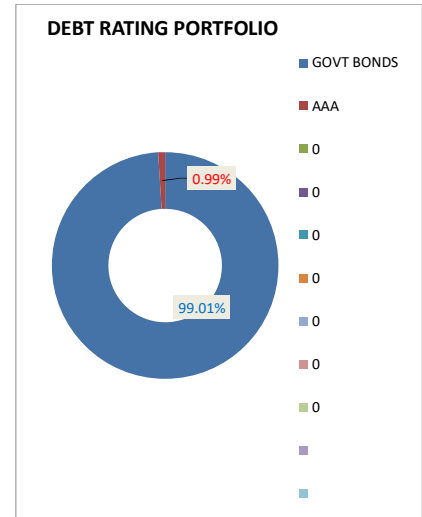
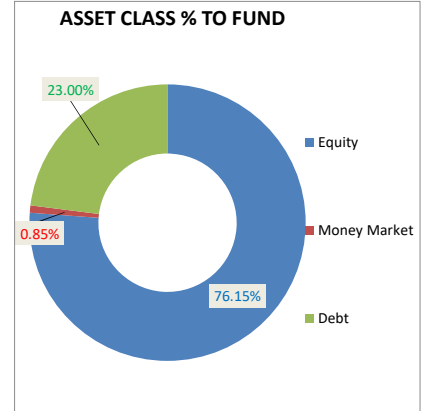
PERFORMANCE		
Period	Bench Mark Returns	Fund Returns
1 Month	0.57%	0.16%
6 Months	2.99%	4.04%
1 Year	9.67%	14.41%
2 Years	6.71%	8.59%
3 Years	10.10%	14.21%
Since Inception	8.05%	10.94%

BENCHMARK	
INDEX	CRISIL Balancer Equity
CRISIL AAA Long Term Bond Index	-
CRISIL Dynamic Gilt Index	-
CRISIL 10 Year SDL Index	-
Liquid Retail Fund Index	-
S&P BSE 100	-
CRISIL A Medium To Long Term Bond Index	-
CRISIL A Short Term Bond Index	-
CRISIL AA Long Term Bond Index	-
CRISIL AA- Long Term Bond Index	-
CRISIL AA Short Term Bond Index	-
CRISIL AA+ Medium Term Bond Index	-
CRISIL AA+ Short Term Bond Index	-
CRISIL AAA Long Term Bond Index	-
CRISIL AAA Medium Term Bond Index	2%
CRISIL AAA Short Term Bond Index	-
CRISIL Dynamic Gilt Index	-
CRISIL Long Term Gilt Index	-
CRISIL Medium Term Gilt Index	14%
CRISIL Short Term Gilt	35%
Liquid Retail Fund Index	10%
S&P BSE 200 TR	39%

TOP 10 HOLDINGS	
EQUITY	% to AUM
RELIANCE INDUSTRIES LTD.	4.38
LARSEN & TOUBRO LTD.	3.92
HINDUSTAN UNILEVER LTD.	3.78
Infosys Ltd	3.53
MARUTI SUZUKI INDIA LIMITED	3.53
STATE BANK OF INDIA	3.29
BAJAJ AUTO LTD	3.20
TATA CONSULTANCY SERVICES LTD.	3.09
ASIAN PAINTS LTD.	2.82
H D F C BANK LTD.	2.33
OTHERS	42.28
<b>Total Equity</b>	<b>76.15</b>

DEBT PORTFOLIO	
GOVT. SECURITIES	% to AUM
6.10% GOI 12.07.2031	2.00
6.33% GOI 05052035	1.72
6.48% GOI 06102035	1.34
7.20% TAMILNADU SDL 27.11.2031	1.14
7.29% PUNJAB SGS 26112033	1.13
6.68% GOI 07072040	0.87
8.12% HARYANA SDL 27.03.2036	0.83
8.10% WEST BENGAL SDL 23.03.2026	0.79
7.89% HARYANA 15.03.2027	0.75
7.48% ODISHA SDL 13.09.2032	0.60
OTHERS	11.60

CORPORATE BONDS	
	% to AUM
9.45% PFC 01.09.2026	0.23
OTHERS	0.00
FIXED Deposit	0.00
<b>Total Debt</b>	<b>23.00</b>
Money Market	0.85
<b>Grand Total</b>	<b>100.00</b>



Modified Duration : 5.07

SECTOR ALLOCATION (AS PER NIC 2008) % of AUM	
GOVT SECURITIES	22.78
AUTO&ANCIL	9.23
BANKS	9.23
FMCG	8.94
COMP-SOFT	8.88
OIL&GAS	7.41
CAPGOODS	7.13
PHARMA	5.01
CEMENT	4.66
FERTI	4.11
OTHERS	12.62
<b>TOTAL</b>	<b>100.00</b>





**LIFE INSURANCE CORPORATION OF INDIA**  
Flexi Plus Mixed  
ULIF002180912LICFLX+MIX512

AS ON	27-02-2026
Inception Date	02 January 2013
NAV	30.0157

Objective of the Fund:
Steady Income

AUM (Amount in Crore)			
4.44			
Equity	Money Market & Net Current Assets	Debt	
0.91	0.63	2.90	

Asset Allocation	
Equity	15.00% to 55.00%
Debt	45.00% to 85.00%
Money Market	0.00% to 40.00%

Fund Manager	Ms. Supriya Chavan
FUNDS MANAGED	
Total Funds	18
Bond funds	5
Secured	5
Balanced	4
Growth	4

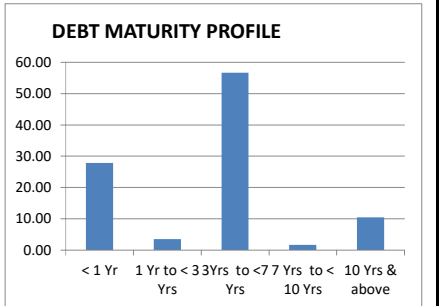
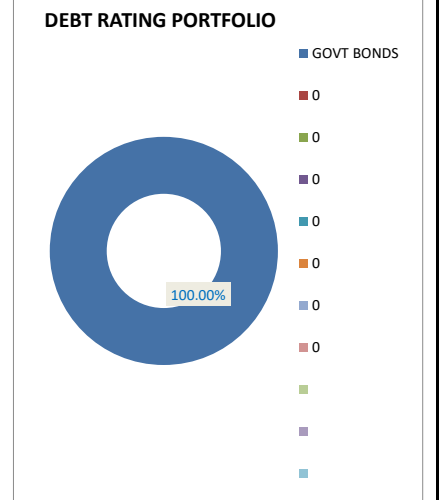
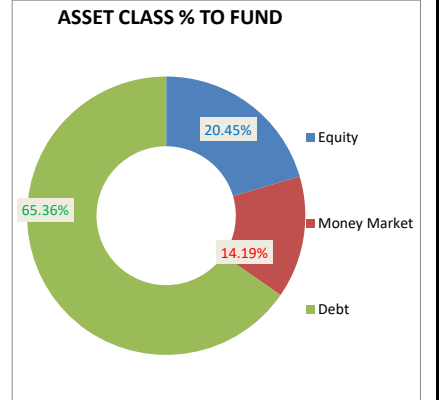
PERFORMANCE		
Period	Bench Mark Returns	Fund Returns
1 Month	0.74%	0.25%
6 Months	2.90%	2.09%
1 Year	6.88%	8.06%
2 Years	6.82%	7.48%
3 Years	7.82%	9.84%
Since Inception	N.A.	8.71%

BENCHMARK	
INDEX	CRISIL Protector (with)
CRISIL AAA Long Term Bond Index	-
CRISIL Dynamic Gilt Index	-
CRISIL 10 Year SDL Index	-
Liquid Retail Fund Index	-
S&P BSE 100	-
CRISIL A Medium To Long Term Bond Index	-
CRISIL A Short Term Bond Index	-
CRISIL AA Long Term Bond Index	-
CRISIL AA- Long Term Bond Index	-
CRISIL AA Short Term Bond Index	-
CRISIL AA+ Medium Term Bond Index	1%
CRISIL AA+ Short Term Bond Index	2%
CRISIL AAA Long Term Bond Index	1%
CRISIL AAA Medium Term Bond Index	-
CRISIL AAA Short Term Bond Index	1%
CRISIL Dynamic Gilt Index	-
CRISIL Long Term Gilt Index	12%
CRISIL Medium Term Gilt Index	38%
CRISIL Short Term Gilt	27%
Liquid Retail Fund Index	10%
S&P BSE 200 TR	8%

TOP 10 HOLDINGS	
EQUITY	% to AUM
GRASIM INDUSTRIES LTD.	1.69
LARSEN & TOUBRO LTD.	1.69
HINDUSTAN UNILEVER LTD.	1.66
STATE BANK OF INDIA	1.62
ULTRATECH CEMENT LTD.	1.43
BAJAJ FINSERV LTD	1.35
MAHINDRA & MAHINDRA LTD.	1.32
ICICI BANK LTD.	1.24
H D F C BANK LTD.	1.20
Infosys Ltd	1.17
OTHERS	6.08
<b>Total Equity</b>	<b>20.45</b>

DEBT PORTFOLIO	
GOVT.SECURITIES	% to AUM
7.22% RAJASTHAN SDL 26.07.2032	17.74
8.17% GUJARAT SDL 24.04.2029	11.74
8.10% WEST BENGAL SDL 23.03.2026	9.03
7.14% MADHYA PRADESH SGS 09072041	5.84
8.15% MAHARASHTRA SDL 16.04.2030	4.74
7.40% MADHYA PRADESH 09.11.2026	4.55
7.88% GS 19-03-2030	2.38
8.15% GOI 24112026	2.29
7.22% GOA 12.07.2027	2.29
8.04% SIKKIM15.06.2026	2.27
OTHERS	2.49

CORPORATE BONDS	
	% to AUM
OTHERS	0.00
FIXED Deposit	0.00
<b>Total Debt</b>	<b>65.36</b>
Money Market	14.19
<b>Grand Total</b>	<b>100.00</b>



Modified Duration : 3.42

SECTOR ALLOCATION (AS PER NIC 2008) % of AUM	
GOVT SECURITIES	65.12
MUTUAL FUND	6.98
BANKS	4.51
CEMENT	4.51
FMCG	3.15
AUTO&ANCIL	2.25
CAPGOODS	1.58
TELECOM	1.35
FINANCE	1.35
COMP-SOFT	1.13
OTHERS	8.07
<b>TOTAL</b>	<b>100.00</b>



**LIFE INSURANCE CORPORATION OF INDIA**  
**Endowment Plus Bond Fund**  
**ULIF001200910LICEND+BND512**

<b>AS ON 27-02-2026</b>	
<b>Inception Date</b>	20 September 2010
<b>NAV</b>	32.3073

<b>Objective of the Fund:</b>	
Low Risk	

<b>AUM (Amount in Crore)</b>			
63.47			
<b>Equity</b>	<b>Money Market &amp; Net Current Assets</b>	<b>Debt</b>	
0.00	3.96	59.51	

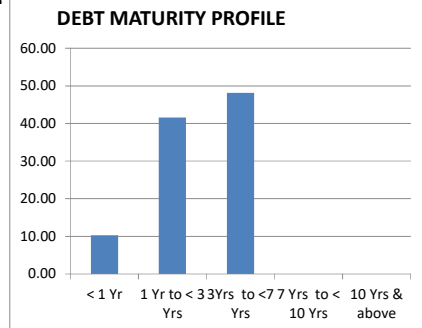
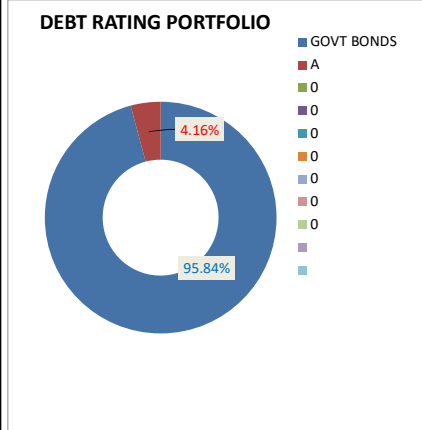
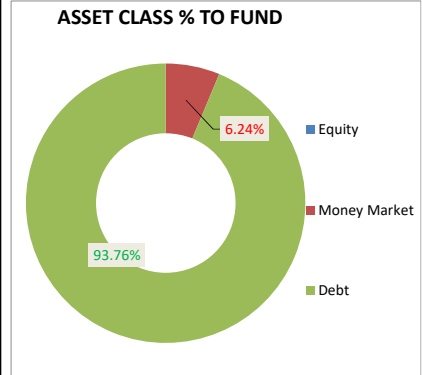
<b>Asset Allocation</b>	
<b>Equity</b>	0.00% to 0.00%
<b>Debt</b>	60.00% to 100.00%
<b>Money Market</b>	0.00% to 40.00%

<b>Fund Manager</b>	Mr. Deepak Rahalkar
<b>FUNDS MANAGED</b>	
<b>Total Funds</b>	15
<b>Bond funds</b>	3
<b>Secured</b>	4
<b>Balanced</b>	3
<b>Growth</b>	5

<b>PERFORMANCE</b>		
<b>Period</b>	<b>Bench Mark Returns</b>	<b>Fund Returns</b>
<b>1 Month</b>	0.81%	1.00%
<b>6 Months</b>	3.21%	3.38%
<b>1 Year</b>	7.09%	7.36%
<b>2 Years</b>	7.38%	7.77%
<b>3 Years</b>	7.60%	8.23%
<b>Since Inception</b>	N.A.	7.89%

<b>BENCHMARK</b>	
<b>INDEX</b>	<b>CRISIL Preserver (with)</b>
CRISIL AAA Long Term Bond Index	-
CRISIL Dynamic Gilt Index	-
CRISIL 10 Year SDL Index	-
Liquid Retail Fund Index	-
S&P BSE 100	-
CRISIL A Medium To Long Term Bond Index	1%
CRISIL A Short Term Bond Index	-
CRISIL AA Long Term Bond Index	4%
CRISIL AA- Long Term Bond Index	1%
CRISIL AA Short Term Bond Index	-
CRISIL AA+ Medium Term Bond Index	1%
CRISIL AA+ Short Term Bond Index	3%
CRISIL AAA Long Term Bond Index	5%
CRISIL AAA Medium Term Bond Index	1%
CRISIL AAA Short Term Bond Index	4%
CRISIL Dynamic Gilt Index	-
CRISIL Long Term Gilt Index	5%
CRISIL Medium Term Gilt Index	18%
CRISIL Short Term Gilt	55%
Liquid Retail Fund Index	2%
S&P BSE 200 TR	-

<b>TOP 10 HOLDINGS</b>	
<b>DEBT PORTFOLIO</b>	<b>% to AUM</b>
<b>GOVT.SECURITIES</b>	
7.98% Uttarpradesh 11.04.2028	27.66
6.10% GOI 12.07.2031	26.96
7.22% RAJASTHAN SDL 26.07.2032	10.75
8.10% WEST BENGAL SDL 23.03.2026	9.47
7.53% PUDUCHERRY 22.11.2027	4.03
7.14% KARNATAKA SDL 24.12.2029	4.00
8.26% GUJARAT 14.03.2028	3.46
7.22% ARUNACHAL PRADESH 12.07.2027	3.20
8.15% MAHARASHTRA SDL 16.04.2030	0.17
8.15% GOI 24112026	0.16
<b>OTHERS</b>	0.00
<b>CORPORATE BONDS</b>	
Shree Renuka Sugars Limited NCD 2021	3.31
Shree Renuka sugars	0.59
<b>OTHERS</b>	0.00
<b>FIXED Deposit</b>	
<b>Total Debt</b>	93.76
<b>Money Market</b>	6.24
<b>Grand Total</b>	100.00



**Modified Duration :** 2.70

<b>SECTOR ALLOCATION (AS PER NIC 2008) % of AUM</b>	
<b>GOVT SECURITIES</b>	89.86
<b>MUTUAL FUND</b>	5.64
<b>MANUFACTURING</b>	3.89
<b>FINANCE</b>	0.25
<b>POWER</b>	0.00
<b>OTHERS</b>	0.00
<b>FERTI</b>	0.00
<b>OIL&amp;GAS</b>	0.00
<b>TRANS&amp;SHIP</b>	0.00
<b>FMCG</b>	0.00
<b>OTHERS</b>	0.36
<b>TOTAL</b>	100.00



**LIFE INSURANCE CORPORATION OF INDIA**  
**Endowment Plus Secured Fund**  
**ULIF002200910LICEND+SEC512**

AS ON	27-02-2026
Inception Date	20 September 2010
NAV	36.8409

Objective of the Fund:
Steady Income

AUM (Amount in Crore)		
21.39		
Equity	Money Market & Net Current Assets	Debt
9.57	0.36	11.46

Asset Allocation	
Equity	15.00% to 55.00%
Debt	45.00% to 85.00%
Money Market	0.00% to 40.00%

Fund Manager	Mr. Deepak Rahalkar
FUNDS MANAGED	
Total Funds	15
Bond funds	3
Secured	4
Balanced	3
Growth	5

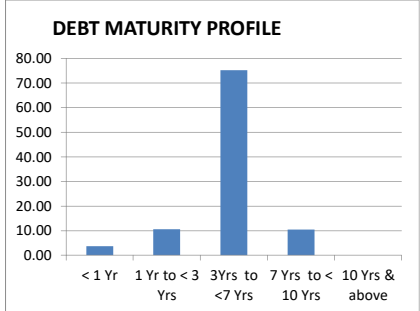
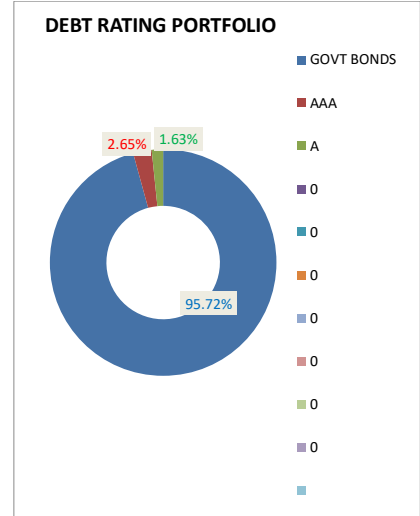
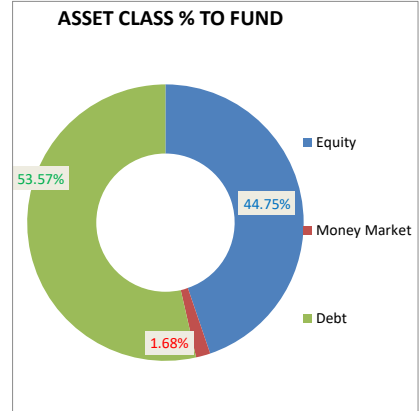
PERFORMANCE		
Period	Bench Mark Returns	Fund Returns
1 Month	0.64%	-0.76%
6 Months	3.57%	3.50%
1 Year	11.62%	11.16%
2 Years	7.84%	9.24%
3 Years	12.09%	13.01%
Since Inception	N.A.	8.81%

BENCHMARK	
INDEX	CRISIL Builder
CRISIL AAA Long Term Bond Index	-
CRISIL Dynamic Gilt Index	-
CRISIL 10 Year SDL Index	-
Liquid Retail Fund Index	-
S&P BSE 100	-
CRISIL A Medium To Long Term Bond Index	1%
CRISIL A Short Term Bond Index	-
CRISIL AA Long Term Bond Index	-
CRISIL AA- Long Term Bond Index	1%
CRISIL AA Short Term Bond Index	-
CRISIL AA+ Medium Term Bond Index	1%
CRISIL AA+ Short Term Bond Index	1%
CRISIL AAA Long Term Bond Index	2%
CRISIL AAA Medium Term Bond Index	1%
CRISIL AAA Short Term Bond Index	5%
CRISIL Dynamic Gilt Index	-
CRISIL Long Term Gilt Index	2%
CRISIL Medium Term Gilt Index	13%
CRISIL Short Term Gilt	23%
Liquid Retail Fund Index	2%
S&P BSE 200 TR	48%

TOP 10 HOLDINGS	
EQUITY	% to AUM
AXIS BANK LTD.(FORLY.UTI BANK)	6.47
ULTRATECH CEMENT LTD.	4.15
EICHER MOTORS LTD	4.12
H D F C BANK LTD.	3.94
RELIANCE INDUSTRIES LTD.	3.91
LARSEN & TOUBRO LTD.	3.46
HINDUSTAN UNILEVER LTD.	3.31
H C L TECHNOLOGIES LTD.	3.25
ICICI BANK LTD.	2.58
SBI Life Insurance Company Limited	1.91
OTHERS	7.65
<b>Total Equity</b>	<b>44.75</b>

DEBT PORTFOLIO	
GOVT.SECURITIES	% to AUM
8.17% GUJARAT SDL 24.04.2029	29.24
6.10% GOI 12.07.2031	5.54
7.10% GOI 18.04.2029	4.82
7.53% PUDUCHERRY 22.11.2027	4.79
7.34% TS SDL 19.01.2034	4.67
7.71% GUJARAT SGS 08.03.2034	0.83
7.25% ANDHRA PRADESH SDL21.08.2031	0.71
8.57% WEST BENGAL 09.03.2026	0.56
7.74% MAHARASHTRA SGS 01.03.2033	0.11
OTHERS	0.00

CORPORATE BONDS	
	% to AUM
9.45% PFC 01.09.2026	1.42
Shree Renuka sugars	0.88
OTHERS	0.00
FIXED Deposit	0.00
<b>Total Debt</b>	<b>53.57</b>
Money Market	1.68
<b>Grand Total</b>	<b>100.00</b>



Modified Duration : 2.90

SECTOR ALLOCATION (AS PER NIC 2008) % of AUM	
GOVT SECURITIES	51.25
BANKS	13.14
COMP-SOFT	6.27
AUTO&ANCIL	5.70
CEMENT	4.91
CAPGOODS	4.77
OIL&GAS	3.93
FINANCE	3.93
FMCG	3.74
MUTUAL FUND	3.74
OTHERS	-1.38
<b>TOTAL</b>	<b>100.00</b>



**LIFE INSURANCE CORPORATION OF INDIA**  
**Endowment Plus Balanced Fund**  
**ULIF003200910LICEND+BAL512**

AS ON	27-02-2026
Inception Date	20 September 2010
NAV	38.0022

Objective of the Fund:
Balanced Income & Growth

AUM (Amount in Crore)		
48.03		
Equity	Money Market & Net Current Assets	Debt
30.54	0.14	17.35

Asset Allocation	
Equity	30.00% to 70.00%
Debt	30.00% to 70.00%
Money Market	0.00% to 40.00%

Fund Manager	Mr. Deepak Rahalkar
FUNDS MANAGED	
Total Funds	15
Bond funds	3
Secured	4
Balanced	3
Growth	5

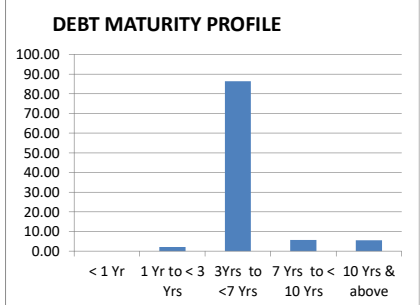
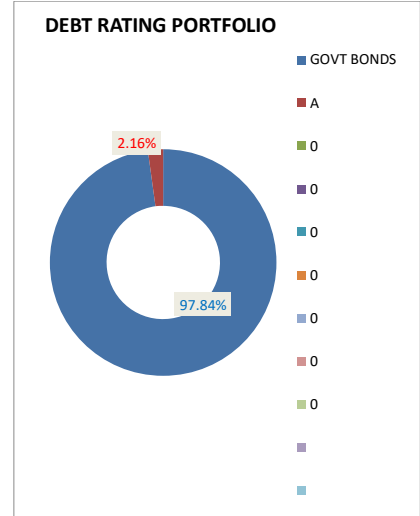
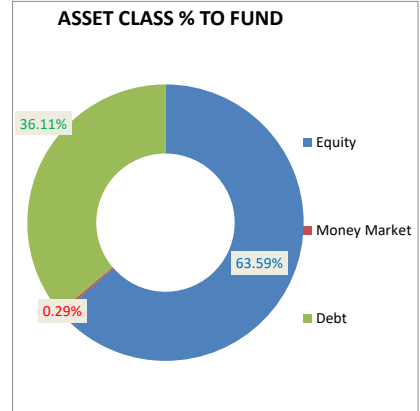
PERFORMANCE		
Period	Bench Mark Returns	Fund Returns
1 Month	0.62%	-0.72%
6 Months	3.60%	3.11%
1 Year	11.83%	10.72%
2 Years	7.75%	8.38%
3 Years	12.26%	13.20%
Since Inception	N.A.	9.03%

BENCHMARK	
INDEX	CRISIL Creator
CRISIL AAA Long Term Bond Index	-
CRISIL Dynamic Gilt Index	-
CRISIL 10 Year SDL Index	-
Liquid Retail Fund Index	-
S&P BSE 100	-
CRISIL A Medium To Long Term Bond Index	1%
CRISIL A Short Term Bond Index	-
CRISIL AA Long Term Bond Index	2%
CRISIL AA- Long Term Bond Index	1%
CRISIL AA Short Term Bond Index	-
CRISIL AA+ Medium Term Bond Index	1%
CRISIL AA+ Short Term Bond Index	1%
CRISIL AAA Long Term Bond Index	2%
CRISIL AAA Medium Term Bond Index	1%
CRISIL AAA Short Term Bond Index	2%
CRISIL Dynamic Gilt Index	-
CRISIL Long Term Gilt Index	4%
CRISIL Medium Term Gilt Index	8%
CRISIL Short Term Gilt	25%
Liquid Retail Fund Index	1%
S&P BSE 200 TR	51%

TOP 10 HOLDINGS	
EQUITY	
	% to AUM
AXIS BANK LTD.(FORLY.UTI BANK)	6.84
LARSEN & TOUBRO LTD.	6.24
RELIANCE INDUSTRIES LTD.	5.80
MARUTI SUZUKI INDIA LIMITED	5.57
KOTAK MAHINDRA BANK LTD.	4.32
BAJAJ AUTO LTD	4.15
H D F C BANK LTD.	3.70
Infosys Ltd	3.69
HINDUSTAN UNILEVER LTD.	3.51
ICICI BANK LTD.	2.87
OTHERS	16.90
<b>Total Equity</b>	<b>63.59</b>

DEBT PORTFOLIO	
GOVT.SECURITIES	
	% to AUM
7.26% GOI 22.08.2032	21.59
7.10% GOI 18.04.2029	7.52
7.48% KERALA SDL 23.08.2032	2.12
7.18% BR SDL 27.11.2034	2.06
7.30% AS SDL 07082039	2.04
OTHERS	0.00

CORPORATE BONDS	
	% to AUM
Shree Renuka sugars	0.78
OTHERS	0.00
FIXED Deposit	0.00
<b>Total Debt</b>	<b>36.11</b>
Money Market	0.29
<b>Grand Total</b>	<b>100.00</b>



Modified Duration : 4.66

SECTOR ALLOCATION (AS PER NIC 2008) % of AUM	
GOVT SECURITIES	35.35
BANKS	18.16
AUTO&ANCIL	13.49
FMCG	10.16
COMP-SOFT	7.20
CAPGOODS	6.23
OIL&GAS	5.81
MUTUAL FUND	1.96
CEMENT	1.31
MANUFACTURING	0.77
OTHERS	-0.44
<b>TOTAL</b>	<b>100.00</b>



**LIFE INSURANCE CORPORATION OF INDIA**  
**Endowment Plus Growth Fund**  
**ULIF004200910LICEND+GRW512**

AS ON	27-02-2026
Inception Date	20 September 2010
NAV	44.5140

Objective of the Fund:
Long Term Capital Growth

AUM (Amount in Crore)		
1531.58		
Equity	Money Market & Net Current Assets	Debt
1129.42	7.13	395.02

Asset Allocation	
Equity	40.00% to 80.00%
Debt	20.00% to 60.00%
Money Market	0.00% to 40.00%

Fund Manager	Mr. Deepak Rahalkar
FUNDS MANAGED	
Total Funds	15
Bond funds	3
Secured	4
Balanced	3
Growth	5

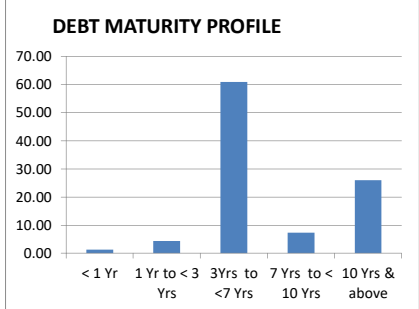
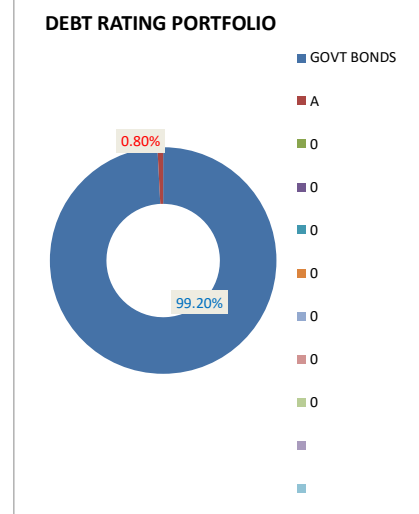
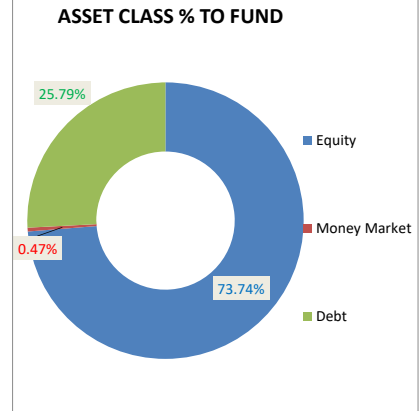
PERFORMANCE		
Period	Bench Mark Returns	Fund Returns
1 Month	0.51%	-0.70%
6 Months	3.74%	3.25%
1 Year	14.09%	11.95%
2 Years	7.80%	7.48%
3 Years	14.35%	13.29%
Since Inception	N.A.	10.15%

BENCHMARK	
INDEX	CRISIL Magnifier
CRISIL AAA Long Term Bond Index	-
CRISIL Dynamic Gilt Index	-
CRISIL 10 Year SDL Index	-
Liquid Retail Fund Index	-
S&P BSE 100	-
CRISIL A Medium To Long Term Bond Index	-
CRISIL A Short Term Bond Index	1%
CRISIL AA Long Term Bond Index	1%
CRISIL AA- Long Term Bond Index	1%
CRISIL AA Short Term Bond Index	-
CRISIL AA+ Medium Term Bond Index	1%
CRISIL AA+ Short Term Bond Index	1%
CRISIL AAA Long Term Bond Index	1%
CRISIL AAA Medium Term Bond Index	1%
CRISIL AAA Short Term Bond Index	1%
CRISIL Dynamic Gilt Index	-
CRISIL Long Term Gilt Index	1%
CRISIL Medium Term Gilt Index	2%
CRISIL Short Term Gilt	13%
Liquid Retail Fund Index	1%
S&P BSE 200 TR	75%

TOP 10 HOLDINGS	
EQUITY	% to AUM
AXIS BANK LTD.(FORLY.UTI BANK)	11.03
MARUTI SUZUKI INDIA LIMITED	6.34
RELIANCE INDUSTRIES LTD.	6.05
Infosys Ltd	5.59
DR. REDDY'S LABORATORIES LTD.	5.29
ASIAN PAINTS LTD.	3.84
EICHER MOTORS LTD	3.66
HINDUSTAN UNILEVER LTD.	3.06
TATA CONSULTANCY SERVICES LTD.	2.58
I T C LTD.	2.54
OTHERS	23.76
<b>Total Equity</b>	<b>73.74</b>

DEBT PORTFOLIO	
GOVT.SECURITIES	% to AUM
7.10% GOI 18.04.2029	4.09
6.10% GOI 12.07.2031	3.89
7.26% GOI 22.08.2032	2.72
7.18% GOI 24.07.2037	2.35
6.54% GOI 17.01.2032	2.30
7.41% GOI 19.12.2036	2.05
7.54% GOI 23.05.2036	1.99
7.26% GOI 06.02.2033	1.36
7.34% TAMILNADU 24072034	0.65
6.67% GOI 15.12.2035	0.65
OTHERS	3.53

CORPORATE BONDS	
	% to AUM
Shree Renuka Sugars Limited NCD 2021	0.21
OTHERS	0.00
FIXED Deposit	0.00
<b>Total Debt</b>	<b>25.79</b>
Money Market	0.47
<b>Grand Total</b>	<b>100.00</b>



Modified Duration : 4.62

SECTOR ALLOCATION (AS PER NIC 2008) % of AUM	
GOVT SECURITIES	25.58
BANKS	17.68
AUTO&ANCIL	12.27
COMP-SOFT	9.57
FMCG	8.55
PHARMA	7.26
OIL&GAS	6.08
FERTI	4.12
CAPGOODS	2.17
TELECOM	1.84
OTHERS	4.88
<b>TOTAL</b>	<b>100.00</b>



**LIFE INSURANCE CORPORATION OF INDIA**  
**Pension Plus Debt Fund**  
**ULIF001020910LICPEN+DBT512**

<b>AS ON 27-02-2026</b>	
<b>Inception Date</b>	02 September 2010
<b>NAV</b>	30.0794

<b>Objective of the Fund:</b>	
Low Risk	

<b>AUM (Amount in Crore)</b>			
26.25			
<b>Equity</b>	<b>Money Market &amp; Net Current Assets</b>	<b>Debt</b>	
0.00	0.37	25.88	

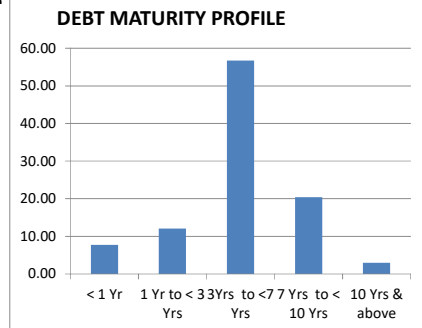
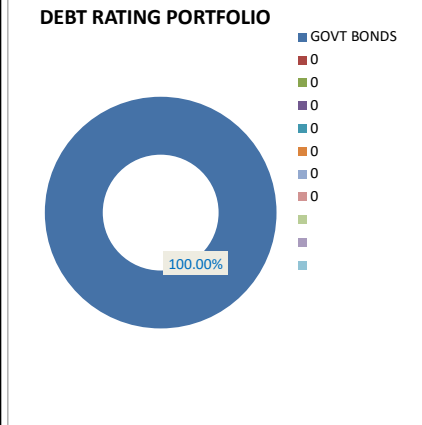
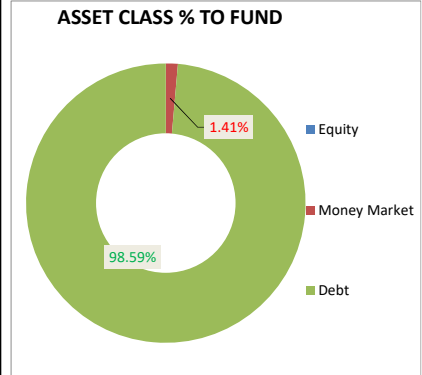
<b>Asset Allocation</b>	
<b>Equity</b>	0.00% to 0.00%
<b>Debt</b>	60.00% to 100.00%
<b>Money Market</b>	0.00% to 40.00%

<b>Fund Manager</b>	Ms. Shraddha S. Vaidya
<b>FUNDS MANAGED</b>	
<b>Total Funds</b>	18
<b>Bond funds</b>	5
<b>Secured</b>	5
<b>Balanced</b>	4
<b>Growth</b>	4

<b>PERFORMANCE</b>		
<b>Period</b>	<b>Bench Mark Returns</b>	<b>Fund Returns</b>
<b>1 Month</b>	0.81%	1.08%
<b>6 Months</b>	3.21%	2.85%
<b>1 Year</b>	7.09%	7.25%
<b>2 Years</b>	7.38%	7.77%
<b>3 Years</b>	7.60%	8.05%
<b>Since Inception</b>	N.A.	7.36%

<b>BENCHMARK</b>	
<b>INDEX</b>	<b>CRISIL Preserver (with)</b>
CRISIL AAA Long Term Bond Index	-
CRISIL Dynamic Gilt Index	-
CRISIL 10 Year SDL Index	-
Liquid Retail Fund Index	-
S&P BSE 100	-
CRISIL A Medium To Long Term Bond Index	1%
CRISIL A Short Term Bond Index	-
CRISIL AA Long Term Bond Index	4%
CRISIL AA- Long Term Bond Index	1%
CRISIL AA Short Term Bond Index	-
CRISIL AA+ Medium Term Bond Index	1%
CRISIL AA+ Short Term Bond Index	3%
CRISIL AAA Long Term Bond Index	5%
CRISIL AAA Medium Term Bond Index	1%
CRISIL AAA Short Term Bond Index	4%
CRISIL Dynamic Gilt Index	-
CRISIL Long Term Gilt Index	5%
CRISIL Medium Term Gilt Index	18%
CRISIL Short Term Gilt	55%
Liquid Retail Fund Index	2%
S&P BSE 200 TR	-

<b>TOP 10 HOLDINGS</b>	
<b>DEBT PORTFOLIO</b>	<b>% to AUM</b>
<b>GOVT.SECURITIES</b>	
7.13% ANDHRA PRADESH SDL 10.07.2030	42.57
6.67% GOI 15.12.2035	16.15
8.30% GUJRAT SDL 06.02.2029	11.92
6.10% GOI 12.07.2031	9.41
8.10% WEST BENGAL SDL 23.03.2026	7.63
7.18% GOI 14.08.2033	3.93
7.41% GOI 19.12.2036	2.99
8.45% PUNJAB SDL 06.03.2031	2.02
7.17% GOI 17.04.2030	1.97
<b>OTHERS</b>	0.00
<b>CORPORATE BONDS</b>	
<b>OTHERS</b>	0.00
<b>FIXED Deposit</b>	
<b>Total Debt</b>	98.59
<b>Money Market</b>	1.41
<b>Grand Total</b>	100.00



**Modified Duration :** 3.96

<b>SECTOR ALLOCATION (AS PER NIC 2008) % of AUM</b>	
<b>GOVT SECURITIES</b>	98.56
<b>MUTUAL FUND</b>	2.13
<b>FINANCE</b>	0.42
<b>POWER</b>	0.00
<b>OTHERS</b>	0.00
<b>FERTI</b>	0.00
<b>OIL&amp;GAS</b>	0.00
<b>TRANS&amp;SHIP</b>	0.00
<b>FMCG</b>	0.00
<b>AUTO&amp;ANCIL</b>	0.00
<b>OTHERS</b>	-1.11
<b>TOTAL</b>	100.00



**LIFE INSURANCE CORPORATION OF INDIA**  
**Pension Plus Mixed Fund**  
**ULIF002020910LICPEN+MIX512**

AS ON	27-02-2026
Inception Date	02 September 2010
NAV	35.9725

Objective of the Fund:
Steady Income

AUM (Amount in Crore)		
508.68		
Equity	Money Market & Net Current Assets	Debt
153.05	8.54	347.09

Asset Allocation	
Equity	15.00% to 35.00%
Debt	45.00% to 100.00%
Money Market	0.00% to 40.00%

Fund Manager	Ms. Shradha S. Vaidya
FUNDS MANAGED	
Total Funds	18
Bond funds	5
Secured	5
Balanced	4
Growth	4

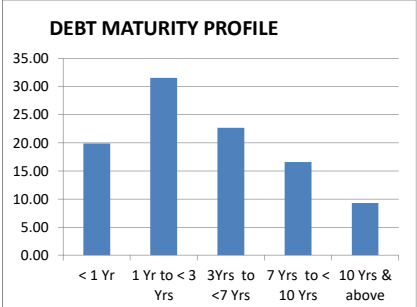
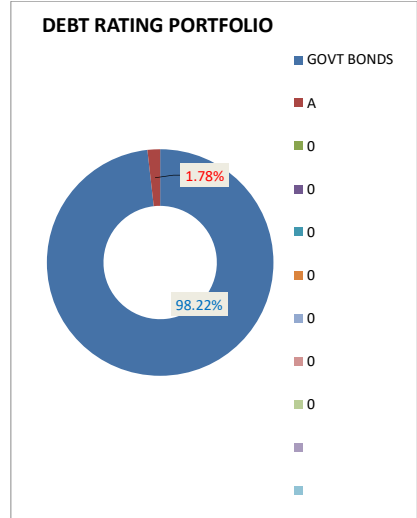
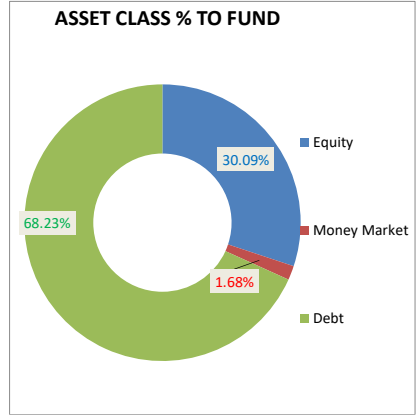
PERFORMANCE		
Period	Bench Mark Returns	Fund Returns
1 Month	0.70%	0.50%
6 Months	3.38%	3.98%
1 Year	9.96%	10.02%
2 Years	7.50%	8.09%
3 Years	10.37%	10.90%
Since Inception	N.A.	8.61%

BENCHMARK	
INDEX	Crisil Pension (Debt)
CRISIL AAA Long Term Bond Index	-
CRISIL Dynamic Gilt Index	-
CRISIL 10 Year SDL Index	-
Liquid Retail Fund Index	-
S&P BSE 100	-
CRISIL A Medium To Long Term Bond Index	1%
CRISIL A Short Term Bond Index	-
CRISIL AA Long Term Bond Index	8%
CRISIL AA- Long Term Bond Index	1%
CRISIL AA Short Term Bond Index	-
CRISIL AA+ Medium Term Bond Index	1%
CRISIL AA+ Short Term Bond Index	-
CRISIL AAA Long Term Bond Index	2%
CRISIL AAA Medium Term Bond Index	7%
CRISIL AAA Short Term Bond Index	7%
CRISIL Dynamic Gilt Index	-
CRISIL Long Term Gilt Index	5%
CRISIL Medium Term Gilt Index	17%
CRISIL Short Term Gilt	18%
Liquid Retail Fund Index	1%
S&P BSE 200 TR	32%

TOP 10 HOLDINGS	
EQUITY	% to AUM
IDBI BANK LTD.	3.63
RELIANCE INDUSTRIES LTD.	2.71
MARUTI SUZUKI INDIA LIMITED	2.63
STATE BANK OF INDIA	2.34
LARSEN & TOUBRO LTD.	2.19
Infosys Ltd	1.58
H D F C BANK LTD.	1.57
I T C LTD.	1.55
KOTAK MAHINDRA BANK LTD.	1.45
CIPLA LTD.	0.88
OTHERS	9.56
<b>Total Equity</b>	<b>30.09</b>

DEBT PORTFOLIO	
GOVT.SECURITIES	% to AUM
8.34% PUNJAB SDL 02.01.2029	7.18
7.22%UTTARA KHAND 12.07.2027	5.19
7.62% WEST BENGAL SDL 29.11.2032	5.13
7.40% MADHYA PRADESH 09.11.2026	4.97
8.73% KARNATAKA SDL 24.10.2033	4.24
7.14% KARNATAKA SDL 24.12.2029	4.22
8.24% 2027-FEB-15 GOVT OF INDIA	4.03
8.33 GOI 09072026	3.97
7.72% PUNJAB 20.12.2027	3.03
6.64% GOI 16.06.2035	2.94
OTHERS	22.12

CORPORATE BONDS	
	% to AUM
Shree Renuka Sugars Limited NCD 2021	1.03
Shree Renuka sugars	0.18
OTHERS	0.00
FIXED Deposit	0.00
<b>Total Debt</b>	<b>68.23</b>
Money Market	1.68
<b>Grand Total</b>	<b>100.00</b>



Modified Duration : 3.53

SECTOR ALLOCATION (AS PER NIC 2008) % of AUM	
GOVT SECURITIES	67.01
BANKS	10.32
COMP-SOFT	2.93
AUTO&ANCIL	2.84
OIL&GAS	2.71
FMCG	2.57
CAPGOODS	2.57
POWER	1.45
MANUFACTURING	1.22
METALS&MIN	1.05
OTHERS	5.33
<b>TOTAL</b>	<b>100.00</b>



**LIFE INSURANCE CORPORATION OF INDIA**

Jeevan Saathi Plus - Bond  
ULIF001290609LICJST+BND512

<b>AS ON 27-02-2026</b>	
Inception Date	29 June 2009
NAV	33.2616

<b>Objective of the Fund:</b>
Low Risk

<b>AUM (Amount in Crore)</b>		
0.79		
Equity	Money Market & Net Current Assets	Debt
0.00	0.07	0.72

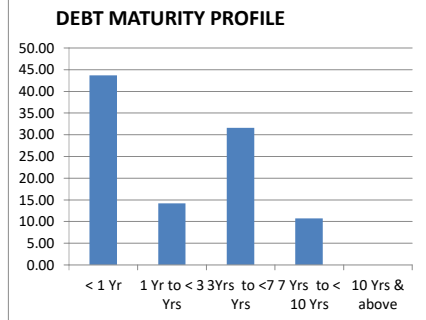
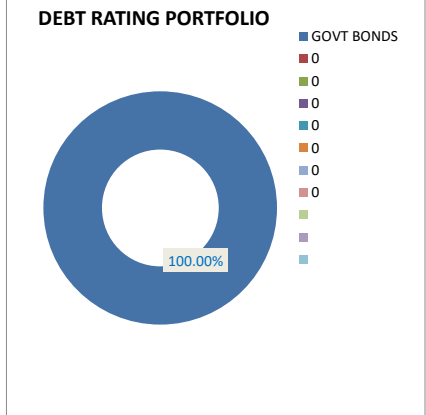
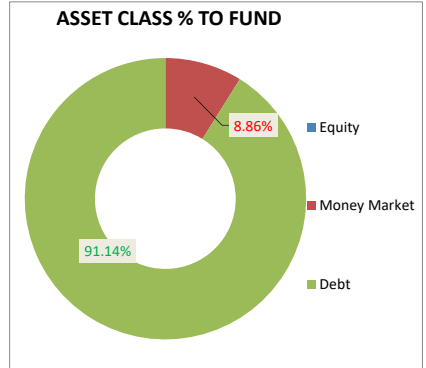
<b>Asset Allocation</b>	
Equity	0.00% to 0.00%
Debt	60.00% to 100.00%
Money Market	0.00% to 40.00%

<b>Fund Manager</b>	Ms. Supriya Chavan
<b>FUNDS MANAGED</b>	
Total Funds	18
Bond funds	5
Secured	5
Balanced	4
Growth	4

<b>PERFORMANCE</b>		
Period	Bench Mark Returns	Fund Returns
1 Month	0.81%	0.49%
6 Months	3.21%	2.82%
1 Year	7.09%	6.27%
2 Years	7.38%	6.92%
3 Years	7.60%	7.15%
Since Inception	N.A.	7.47%

<b>BENCHMARK</b>	
INDEX	CRISIL Preserver (with)
CRISIL AAA Long Term Bond Index	-
CRISIL Dynamic Gilt Index	-
CRISIL 10 Year SDL Index	-
Liquid Retail Fund Index	-
S&P BSE 100	-
CRISIL A Medium To Long Term Bond Index	1%
CRISIL A Short Term Bond Index	-
CRISIL AA Long Term Bond Index	4%
CRISIL AA- Long Term Bond Index	1%
CRISIL AA Short Term Bond Index	-
CRISIL AA+ Medium Term Bond Index	1%
CRISIL AA+ Short Term Bond Index	3%
CRISIL AAA Long Term Bond Index	5%
CRISIL AAA Medium Term Bond Index	1%
CRISIL AAA Short Term Bond Index	4%
CRISIL Dynamic Gilt Index	-
CRISIL Long Term Gilt Index	5%
CRISIL Medium Term Gilt Index	18%
CRISIL Short Term Gilt	55%
Liquid Retail Fund Index	2%
S&P BSE 200 TR	-

<b>TOP 10 HOLDINGS</b>	
<b>DEBT PORTFOLIO</b>	% to AUM
<b>GOVT.SECURITIES</b>	
7.69% WEST BENGAL SDL 27/07/2026	19.48
8.17%GUJARAT SDL 24.04.2029	13.15
7.60% PUNJAB SDL 04.06.2029	12.96
8.24% 2027-FEB-15 GOVT OF INDIA	12.93
7.22% GOA 12.07.2027	12.82
6.80% ANDHRA PRADESH SGS 02072035	9.69
7.27%GOI08.04.2026	7.59
7.22% RAJASTHAN SDL 26.07.2032	2.53
<b>OTHERS</b>	
	0.00
<b>CORPORATE BONDS</b>	% to AUM
<b>OTHERS</b>	
	0.00
<b>FIXED Deposit</b>	
	0.00
<b>Total Debt</b>	91.14
Money Market	8.86
<b>Grand Total</b>	100.00



Modified Duration : 2.06

<b>SECTOR ALLOCATION (AS PER NIC 2008) % of AUM</b>	
GOVT SECURITIES	89.60
MUTUAL FUND	5.05
POWER	0.00
OTHERS	0.00
FERTI	0.00
OIL&GAS	0.00
TRANS&SHIP	0.00
FMCG	0.00
AUTO&ANCIL	0.00
PHARMA	0.00
OTHERS	5.35
<b>TOTAL</b>	<b>100.00</b>



**LIFE INSURANCE CORPORATION OF INDIA**

Jeevan Saathi Plus - Secured  
ULIF002290609LICJST+SEC512

AS ON 27-02-2026	
Inception Date	29 June 2009
NAV	42.9359

Objective of the Fund:
Steady Income

AUM (Amount in Crore)			
0.59			
Equity	Money Market & Net Current Assets	Debt	
0.22	0.04	0.34	

Asset Allocation	
Equity	15.00% to 55.00%
Debt	45.00% to 85.00%
Money Market	0.00% to 40.00%

Fund Manager	Ms. Supriya Chavan
FUNDS MANAGED	
Total Funds	18
Bond funds	5
Secured	5
Balanced	4
Growth	4

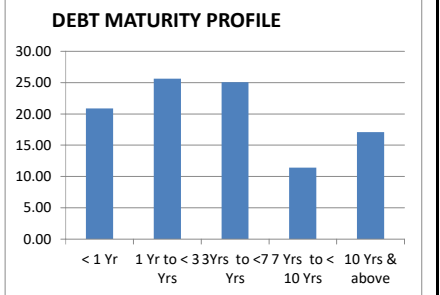
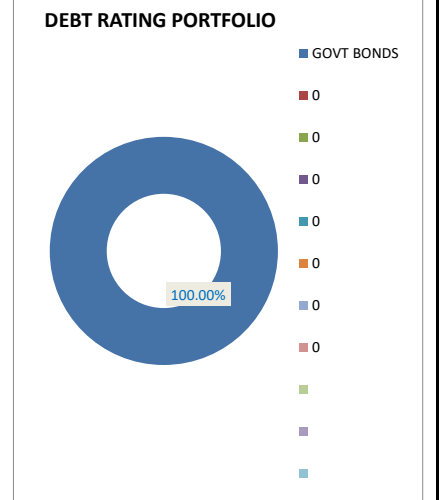
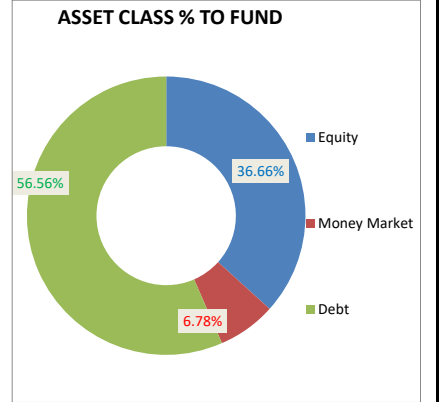
PERFORMANCE		
Period	Bench Mark Returns	Fund Returns
1 Month	0.64%	-0.42%
6 Months	3.57%	3.58%
1 Year	11.62%	9.23%
2 Years	7.84%	6.64%
3 Years	12.09%	10.70%
Since Inception	N.A.	9.13%

BENCHMARK	
INDEX	CRISIL Builder
CRISIL AAA Long Term Bond Index	-
CRISIL Dynamic Gilt Index	-
CRISIL 10 Year SDL Index	-
Liquid Retail Fund Index	-
S&P BSE 100	-
CRISIL A Medium To Long Term Bond Index	1%
CRISIL A Short Term Bond Index	-
CRISIL AA Long Term Bond Index	-
CRISIL AA- Long Term Bond Index	1%
CRISIL AA Short Term Bond Index	-
CRISIL AA+ Medium Term Bond Index	1%
CRISIL AA+ Short Term Bond Index	1%
CRISIL AAA Long Term Bond Index	2%
CRISIL AAA Medium Term Bond Index	1%
CRISIL AAA Short Term Bond Index	5%
CRISIL Dynamic Gilt Index	-
CRISIL Long Term Gilt Index	2%
CRISIL Medium Term Gilt Index	13%
CRISIL Short Term Gilt	23%
Liquid Retail Fund Index	2%
S&P BSE 200 TR	48%

TOP 10 HOLDINGS	
EQUITY	% to AUM
AXIS BANK LTD.(FORLY.UTI BANK)	3.52
BHARAT PETROLEUM CORPN. LTD.	3.26
TATA STEEL LTD.	2.88
MAHINDRA & MAHINDRA LTD.	2.59
WIPRO LTD.	2.44
Infosys Ltd	2.42
I T C LTD.	2.42
OIL & NATURAL GAS CORPN. LTD.	2.37
RELIANCE INDUSTRIES LTD.	2.36
HINDUSTAN UNILEVER LTD.	1.98
OTHERS	10.42
<b>Total Equity</b>	<b>36.66</b>

DEBT PORTFOLIO	
GOVT.SECURITIES	% to AUM
7.14% MADHYA PRADESH SGS 09072041	9.23
8.24% 2027-FEB-15 GOVT OF INDIA	8.67
7.22% GOA 12.07.2027	8.60
7.48% ODISHA SDL 13.09.2032	6.89
6.80% ANDHRA PRADESH SGS 02072035	6.50
7.60% PUNJAB SDL 04.06.2029	4.35
7.22% ARUNACHAL PRADESH 12.07.2027	4.30
7.22% RAJASTHAN SDL 26.07.2032	3.06
7.22%UTTARA KHAND 12.07.2027	1.72
7.27%GOI08.04.2026	1.70
OTHERS	1.54

CORPORATE BONDS	
	% to AUM
OTHERS	0.00
FIXED Deposit	0.00
<b>Total Debt</b>	<b>56.56</b>
Money Market	6.78
<b>Grand Total</b>	<b>100.00</b>



Modified Duration : 3.87

SECTOR ALLOCATION (AS PER NIC 2008) % of AUM	
GOVT SECURITIES	59.29
OIL&GAS	6.78
BANKS	6.78
COMP-SOFT	6.78
AUTO&ANCIL	5.08
METALS&MIN	5.08
FMCG	3.39
MUTUAL FUND	3.39
POWER	1.69
CEMENT	1.69
OTHERS	0.05
<b>TOTAL</b>	<b>100.00</b>



**LIFE INSURANCE CORPORATION OF INDIA**  
**Jeevan Saathi Plus - Balanced**  
**ULIF003290609LICJST+BAL512**

<b>AS ON 27-02-2026</b>	
Inception Date	29 June 2009
NAV	43.0827

<b>Objective of the Fund:</b>
Balanced Income & Growth

AUM (Amount in Crore)			
1.02			
Equity	Money Market & Net Current Assets	Debt	
0.50	0.01	0.50	

Asset Allocation	
Equity	30.00% to 70.00%
Debt	30.00% to 70.00%
Money Market	0.00% to 40.00%

<b>Fund Manager</b>	<b>Ms. Supriya Chavan</b>
<b>FUNDS MANAGED</b>	
Total Funds	18
Bond funds	5
Secured	5
Balanced	4
Growth	4

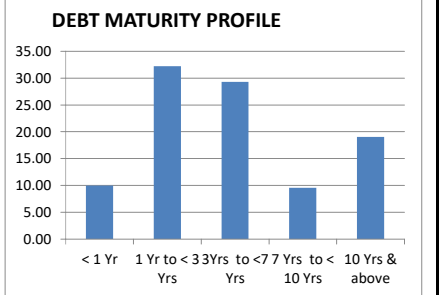
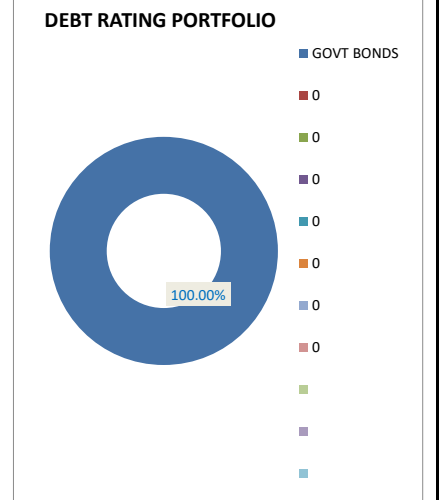
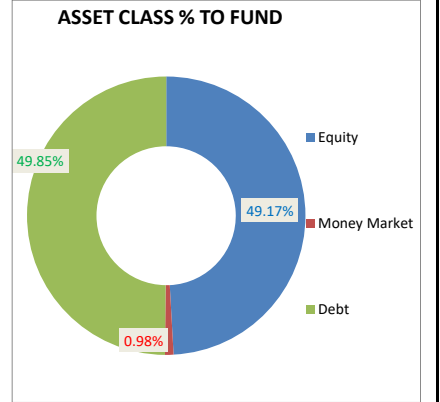
PERFORMANCE		
Period	Bench Mark Returns	Fund Returns
1 Month	0.62%	-0.77%
6 Months	3.60%	-0.09%
1 Year	11.83%	5.56%
2 Years	7.75%	4.88%
3 Years	12.26%	9.86%
Since Inception	N.A.	9.15%

BENCHMARK	
INDEX	CRISIL Creator
CRISIL AAA Long Term Bond Index	-
CRISIL Dynamic Gilt Index	-
CRISIL 10 Year SDL Index	-
Liquid Retail Fund Index	-
S&P BSE 100	-
CRISIL A Medium To Long Term Bond Index	1%
CRISIL A Short Term Bond Index	-
CRISIL AA Long Term Bond Index	2%
CRISIL AA- Long Term Bond Index	1%
CRISIL AA Short Term Bond Index	-
CRISIL AA+ Medium Term Bond Index	1%
CRISIL AA+ Short Term Bond Index	1%
CRISIL AAA Long Term Bond Index	2%
CRISIL AAA Medium Term Bond Index	1%
CRISIL AAA Short Term Bond Index	2%
CRISIL Dynamic Gilt Index	-
CRISIL Long Term Gilt Index	4%
CRISIL Medium Term Gilt Index	8%
CRISIL Short Term Gilt	25%
Liquid Retail Fund Index	1%
S&P BSE 200 TR	51%

TOP 10 HOLDINGS	
EQUITY	% to AUM
KOTAK MAHINDRA BANK LTD.	4.06
N T P C LTD.	3.44
HINDUSTAN UNILEVER LTD.	3.20
H D F C BANK LTD.	3.20
Infosys Ltd	3.18
RELIANCE INDUSTRIES LTD.	2.73
TATA CONSULTANCY SERVICES LTD.	2.68
TRENT LTD.	2.67
CIPLA LTD.	2.64
MAHINDRA & MAHINDRA LTD.	2.36
OTHERS	19.01
<b>Total Equity</b>	<b>49.17</b>

DEBT PORTFOLIO	
GOVT.SECURITIES	% to AUM
7.22% GOA 12.07.2027	13.36
7.14% MADHYA PRADESH SGS 09072041	9.38
7.48% ODISHA SDL 13.09.2032	7.96
6.80% ANDHRA PRADESH SGS 02072035	4.70
7.62% WEST BENGAL SDL 29.11.2032	4.01
7.38% GOI 20.06.2027	3.00
7.60% PUNJAB SDL 04.06.2029	2.51
7.58% RAJASTHAN SDL 09.08.2026.	1.97
7.18% JAMMU&KASHMIR 28.09.2026	1.97
7.69% WEST BENGAL SDL 27/07/2026	0.99
OTHERS	0.00

CORPORATE BONDS	
	% to AUM
OTHERS	0.00
FIXED Deposit	0.00
<b>Total Debt</b>	<b>49.85</b>
Money Market	0.98
<b>Grand Total</b>	<b>100.00</b>



**Modified Duration :** 4.16

SECTOR ALLOCATION (AS PER NIC 2008) % of AUM	
GOVT SECURITIES	49.89
BANKS	10.76
FMCG	7.83
COMP-SOFT	7.83
OIL&GAS	5.87
POWER	3.91
AUTO&ANCIL	3.91
PHARMA	2.93
TELECOM	1.96
METALS&MIN	1.96
OTHERS	3.15
<b>TOTAL</b>	<b>100.00</b>



**LIFE INSURANCE CORPORATION OF INDIA**

Jeevan Saathi Plus - Growth  
ULIF004290609LICJST+GRW512

AS ON 27-02-2026	
Inception Date	29 June 2009
NAV	41.9412

Objective of the Fund:
Long Term Capital Growth

AUM (Amount in Crore)			
39.02			
Equity	Money Market & Net Current Assets	Debt	
28.37	0.97	9.68	

Asset Allocation	
Equity	40.00% to 80.00%
Debt	20.00% to 60.00%
Money Market	0.00% to 40.00%

Fund Manager	Ms. Supriya Chavan
FUNDS MANAGED	
Total Funds	18
Bond funds	5
Secured	5
Balanced	4
Growth	4

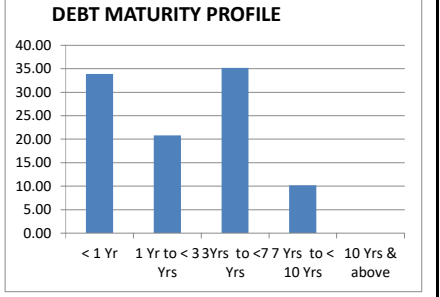
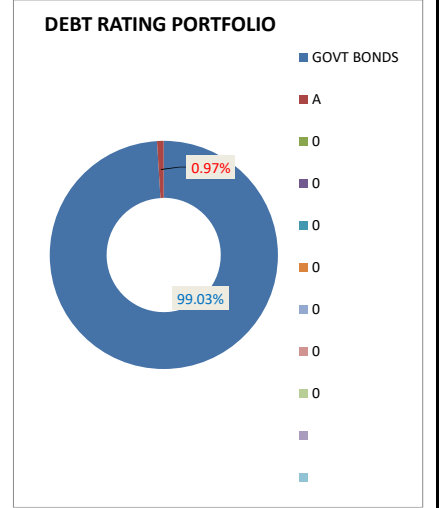
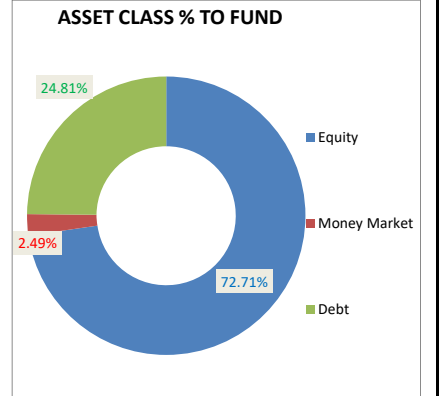
PERFORMANCE		
Period	Bench Mark Returns	Fund Returns
1 Month	0.51%	-1.74%
6 Months	3.74%	1.11%
1 Year	14.09%	9.10%
2 Years	7.80%	5.18%
3 Years	14.35%	11.52%
Since Inception	N.A.	8.98%

BENCHMARK	
INDEX	CRISIL Magnifier
CRISIL AAA Long Term Bond Index	-
CRISIL Dynamic Gilt Index	-
CRISIL 10 Year SDL Index	-
Liquid Retail Fund Index	-
S&P BSE 100	-
CRISIL A Medium To Long Term Bond Index	-
CRISIL A Short Term Bond Index	1%
CRISIL AA Long Term Bond Index	1%
CRISIL AA- Long Term Bond Index	1%
CRISIL AA Short Term Bond Index	-
CRISIL AA+ Medium Term Bond Index	1%
CRISIL AA+ Short Term Bond Index	1%
CRISIL AAA Long Term Bond Index	1%
CRISIL AAA Medium Term Bond Index	1%
CRISIL AAA Short Term Bond Index	1%
CRISIL Dynamic Gilt Index	-
CRISIL Long Term Gilt Index	1%
CRISIL Medium Term Gilt Index	2%
CRISIL Short Term Gilt	13%
Liquid Retail Fund Index	1%
S&P BSE 200 TR	75%

TOP 10 HOLDINGS	
EQUITY	% to AUM
BAJAJ AUTO LTD	5.17
CIPLA LTD.	4.84
H C L TECHNOLOGIES LTD.	4.63
TATA POWER CO. LTD.	4.60
RELIANCE INDUSTRIES LTD.	4.55
LARSEN & TOUBRO LTD.	4.26
HINDUSTAN UNILEVER LTD.	4.07
KOTAK MAHINDRA BANK LTD.	3.96
COAL INDIA LIMITED	3.37
GRASIM INDUSTRIES LTD.	3.34
OTHERS	29.92
<b>Total Equity</b>	<b>72.71</b>

DEBT PORTFOLIO	
GOVT.SECURITIES	% to AUM
7.22% GOA 12.07.2027	4.43
7.27%GOI08.04.2026	3.98
7.62% WEST BENGAL SDL 29.11.2032	3.94
8.24% 2027-FEB-15 GOVT OF INDIA	3.94
7.60% PUNJAB SDL 04.06.2029	2.63
7.48% ODISHA SDL 13.09.2032	1.64
7.57%GOI 17.06.2033	1.35
8.25% ANDHRA PRADESH SDL 16.01.2034	0.67
7.18% MAHARASHTRA 28.06.2032	0.51
7.38% GOI 20.06.2027	0.50
OTHERS	0.98

CORPORATE BONDS	
	% to AUM
Shree Renuka sugars	0.24
OTHERS	0.00
FIXED Deposit	0.00
<b>Total Debt</b>	<b>24.81</b>
Money Market	2.49
<b>Grand Total</b>	<b>100.00</b>



Modified Duration :	2.54
---------------------	------

SECTOR ALLOCATION (AS PER NIC 2008) % of AUM	
GOVT SECURITIES	24.58
AUTO&ANCIL	13.43
COMP-SOFT	12.12
BANKS	7.61
FMCG	7.12
METALS&MIN	6.25
CEMENT	5.25
PHARMA	4.84
POWER	4.59
OIL&GAS	4.56
OTHERS	9.65
<b>TOTAL</b>	<b>100.00</b>











**LIFE INSURANCE CORPORATION OF INDIA**  
**Fortune Plus\_Bond Fund**  
**ULIF001230807LICFTN+BND512**

<b>AS ON 27-02-2026</b>	
<b>Inception Date</b>	23 August 2007
<b>NAV</b>	38.4998

<b>Objective of the Fund:</b>
Low Risk

<b>AUM (Amount in Crore)</b>		
1.85		
<b>Equity</b>	<b>Money Market &amp; Net Current Assets</b>	<b>Debt</b>
0.00	0.04	1.81

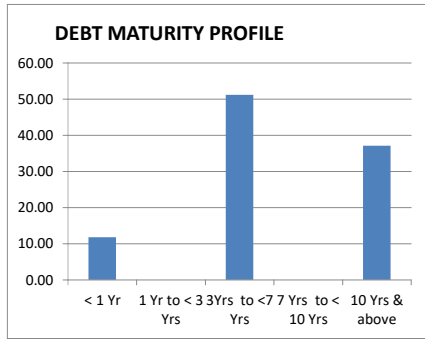
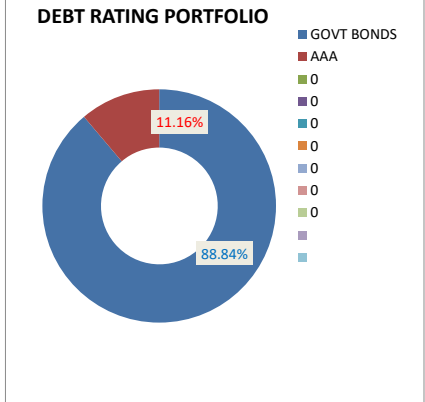
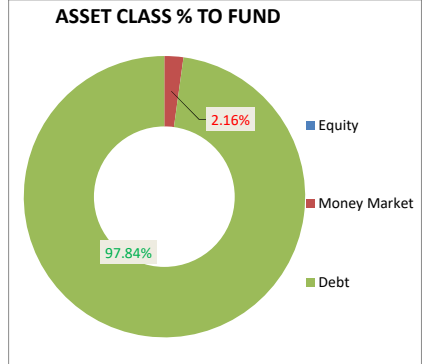
<b>Asset Allocation</b>	
<b>Equity</b>	0.00% to 0.00%
<b>Debt</b>	60.00% to 100.00%
<b>Money Market</b>	0.00% to 40.00%

<b>Fund Manager</b>	Ms. Supriya Chavan
<b>FUNDS MANAGED</b>	
<b>Total Funds</b>	18
<b>Bond funds</b>	5
<b>Secured</b>	5
<b>Balanced</b>	4
<b>Growth</b>	4

<b>PERFORMANCE</b>		
<b>Period</b>	<b>Bench Mark Returns</b>	<b>Fund Returns</b>
1 Month	0.81%	0.19%
6 Months	3.21%	1.61%
1 Year	7.09%	4.95%
2 Years	7.38%	6.25%
3 Years	7.60%	6.78%
Since Inception	N.A.	7.55%

<b>BENCHMARK</b>	
<b>INDEX</b>	<b>CRISIL Preserver (with)</b>
CRISIL AAA Long Term Bond Index	-
CRISIL Dynamic Gilt Index	-
CRISIL 10 Year SDL Index	-
Liquid Retail Fund Index	-
S&P BSE 100	-
CRISIL A Medium To Long Term Bond Index	1%
CRISIL A Short Term Bond Index	-
CRISIL AA Long Term Bond Index	4%
CRISIL AA- Long Term Bond Index	1%
CRISIL AA Short Term Bond Index	-
CRISIL AA+ Medium Term Bond Index	1%
CRISIL AA+ Short Term Bond Index	3%
CRISIL AAA Long Term Bond Index	5%
CRISIL AAA Medium Term Bond Index	1%
CRISIL AAA Short Term Bond Index	4%
CRISIL Dynamic Gilt Index	-
CRISIL Long Term Gilt Index	5%
CRISIL Medium Term Gilt Index	18%
CRISIL Short Term Gilt	55%
Liquid Retail Fund Index	2%
S&P BSE 200 TR	-

<b>TOP 10 HOLDINGS</b>	
<b>DEBT PORTFOLIO</b>	<b>% to AUM</b>
<b>GOVT.SECURITIES</b>	
7.22% RAJASTHAN SDL 26.07.2032	43.32
7.14% MADHYA PRADESH SGS 09072041	36.34
7.10% GOI 18.04.2029	6.70
7.40% MADHYA PRADESH 09.11.2026	0.55
<b>OTHERS</b>	
	0.00
<b>CORPORATE BONDS</b>	<b>% to AUM</b>
9.45% PFC 01.09.2026	10.93
<b>OTHERS</b>	
	0.00
<b>FIXED Deposit</b>	
	0.00
<b>Total Debt</b>	97.84
<b>Money Market</b>	2.16
<b>Grand Total</b>	100.00



**Modified Duration :** 5.82

<b>SECTOR ALLOCATION (AS PER NIC 2008) % of AUM</b>	
<b>GOVT SECURITIES</b>	86.59
FINANCE	10.82
POWER	0.00
OTHERS	0.00
FERTI	0.00
OIL&GAS	0.00
TRANS&SHIP	0.00
FMCG	0.00
AUTO&ANCIL	0.00
PHARMA	0.00
OTHERS	2.59
<b>TOTAL</b>	<b>100.00</b>



**LIFE INSURANCE CORPORATION OF INDIA**  
**Fortune Plus Secured Fund**  
**ULIF002230807LICFTN+SEC512**

<b>AS ON 27-02-2026</b>	
Inception Date	23 August 2007
NAV	46.2848

<b>Objective of the Fund:</b>
Steady Income

<b>AUM (Amount in Crore)</b>			
0.45			
Equity	Money Market & Net Current Assets	Debt	
0.17	0.02	0.26	

<b>Asset Allocation</b>	
Equity	15.00% to 55.00%
Debt	45.00% to 85.00%
Money Market	0.00% to 40.00%

<b>Fund Manager</b>	Ms. Supriya Chavan
<b>FUNDS MANAGED</b>	
Total Funds	18
Bond funds	5
Secured	5
Balanced	4
Growth	4

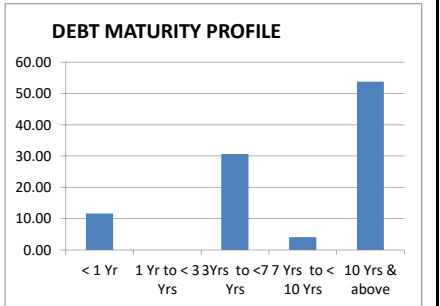
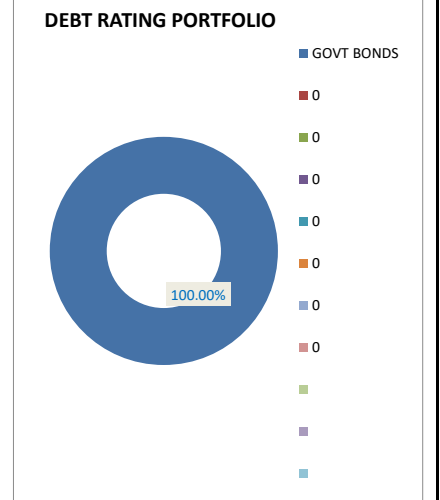
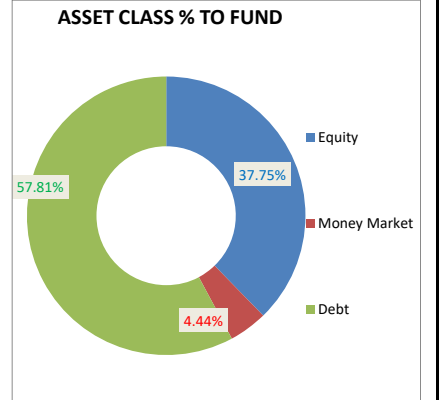
<b>PERFORMANCE</b>		
Period	Bench Mark Returns	Fund Returns
1 Month	0.64%	0.19%
6 Months	3.57%	1.63%
1 Year	11.62%	7.94%
2 Years	7.84%	6.85%
3 Years	12.09%	10.49%
Since Inception	N.A.	8.62%

<b>BENCHMARK</b>	
INDEX	CRISIL Builder
CRISIL AAA Long Term Bond Index	-
CRISIL Dynamic Gilt Index	-
CRISIL 10 Year SDL Index	-
Liquid Retail Fund Index	-
S&P BSE 100	-
CRISIL A Medium To Long Term Bond Index	1%
CRISIL A Short Term Bond Index	-
CRISIL AA Long Term Bond Index	-
CRISIL AA- Long Term Bond Index	1%
CRISIL AA Short Term Bond Index	-
CRISIL AA+ Medium Term Bond Index	1%
CRISIL AA+ Short Term Bond Index	1%
CRISIL AAA Long Term Bond Index	2%
CRISIL AAA Medium Term Bond Index	1%
CRISIL AAA Short Term Bond Index	5%
CRISIL Dynamic Gilt Index	-
CRISIL Long Term Gilt Index	2%
CRISIL Medium Term Gilt Index	13%
CRISIL Short Term Gilt	23%
Liquid Retail Fund Index	2%
S&P BSE 200 TR	48%

<b>TOP 10 HOLDINGS</b>	
EQUITY	% to AUM
IDBI BANK LTD.	4.22
RELIANCE INDUSTRIES LTD.	3.07
DIVI'S LABORATORIES LTD.	2.97
GRASIM INDUSTRIES LTD.	2.96
PUNJAB NATIONAL BANK	2.93
HINDUSTAN UNILEVER LTD.	2.84
I T C LTD.	2.49
Infosys Ltd	2.38
MAHINDRA & MAHINDRA LTD.	2.25
ASIAN PAINTS LTD.	2.10
OTHERS	9.54
<b>Total Equity</b>	<b>37.75</b>

<b>DEBT PORTFOLIO</b>	
GOVT.SECURITIES	% to AUM
7.64%KERALA SGS 28012039	22.89
6.10% GOI 12.07.2031	13.07
7.14% MADHYA PRADESH SGS 09072041	8.46
8.10% WEST BENGAL SDL 23.03.2026	6.63
6.54% GOI 17.01.2032	4.44
8.18%ANDHRA PRADESH SDL 10.04.2035	2.32
OTHERS	0.00

<b>CORPORATE BONDS</b>	
	% to AUM
OTHERS	0.00
FIXED Deposit	0.00
<b>Total Debt</b>	<b>57.81</b>
Money Market	4.44
<b>Grand Total</b>	<b>100.00</b>



Modified Duration : 6.15

<b>SECTOR ALLOCATION (AS PER NIC 2008) % of AUM</b>	
GOVT SECURITIES	57.34
BANKS	8.82
FMCG	4.41
AUTO&ANCIL	4.41
COMP-SOFT	4.41
FERTI	2.21
OIL&GAS	2.21
PHARMA	2.21
CEMENT	2.21
MISC	2.21
OTHERS	9.56
<b>TOTAL</b>	<b>100.00</b>



**LIFE INSURANCE CORPORATION OF INDIA**  
**Fortune Plus Balanced Fund**  
**ULIF003230807LICFTN+BAL512**

AS ON	27-02-2026
Inception Date	23 August 2007
NAV	40.7682

Objective of the Fund:
Balanced Income & Growth

AUM (Amount in Crore)			
1.11			
Equity	Money Market & Net Current Assets	Debt	
0.71	-0.01	0.41	

Asset Allocation	
Equity	30.00% to 70.00%
Debt	30.00% to 70.00%
Money Market	0.00% to 40.00%

Fund Manager	Ms. Supriya Chavan
FUNDS MANAGED	
Total Funds	18
Bond funds	5
Secured	5
Balanced	4
Growth	4

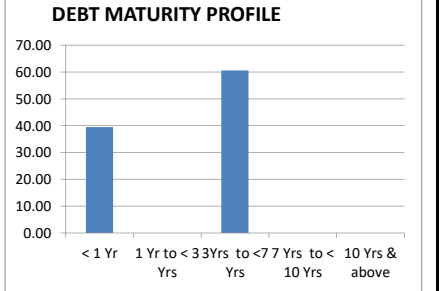
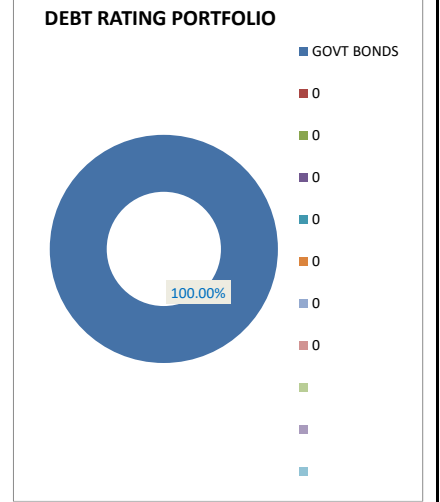
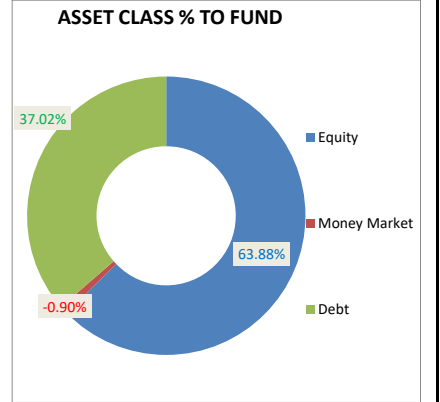
PERFORMANCE		
Period	Bench Mark Returns	Fund Returns
1 Month	0.62%	1.15%
6 Months	3.60%	5.01%
1 Year	11.83%	13.42%
2 Years	7.75%	8.62%
3 Years	12.26%	12.85%
Since Inception	N.A.	7.88%

BENCHMARK	
INDEX	CRISIL Creator
CRISIL AAA Long Term Bond Index	-
CRISIL Dynamic Gilt Index	-
CRISIL 10 Year SDL Index	-
Liquid Retail Fund Index	-
S&P BSE 100	-
CRISIL A Medium To Long Term Bond Index	1%
CRISIL A Short Term Bond Index	-
CRISIL AA Long Term Bond Index	2%
CRISIL AA- Long Term Bond Index	1%
CRISIL AA Short Term Bond Index	-
CRISIL AA+ Medium Term Bond Index	1%
CRISIL AA+ Short Term Bond Index	1%
CRISIL AAA Long Term Bond Index	2%
CRISIL AAA Medium Term Bond Index	1%
CRISIL AAA Short Term Bond Index	2%
CRISIL Dynamic Gilt Index	-
CRISIL Long Term Gilt Index	4%
CRISIL Medium Term Gilt Index	8%
CRISIL Short Term Gilt	25%
Liquid Retail Fund Index	1%
S&P BSE 200 TR	51%

TOP 10 HOLDINGS	
EQUITY	% to AUM
STATE BANK OF INDIA	5.41
SAMVARDHANA MOTHERSON INTERNATION	5.40
TATA STEEL LTD.	4.97
MARUTI SUZUKI INDIA LIMITED	4.68
RELIANCE INDUSTRIES LTD.	3.76
ASIAN PAINTS LTD.	3.64
HINDALCO INDUSTRIES LTD.	3.33
AMBUJA CEMENTS LTD.	3.15
MAHINDRA & MAHINDRA LTD.	3.06
Infosys Ltd	3.00
OTHERS	23.48
<b>Total Equity</b>	<b>63.88</b>

DEBT PORTFOLIO	
GOVT.SECURITIES	% to AUM
6.10% GOI 12.07.2031	19.80
7.18% JAMMU&KASHMIR 28.09.2026	14.51
6.54% GOI 17.01.2032	2.71
OTHERS	0.00

CORPORATE BONDS	
	% to AUM
OTHERS	0.00
FIXED Deposit	0.00
<b>Total Debt</b>	<b>37.02</b>
Money Market	-0.90
<b>Grand Total</b>	<b>100.00</b>



Modified Duration : 2.95

SECTOR ALLOCATION (AS PER NIC 2008) % of AUM	
GOVT SECURITIES	36.90
AUTO&ANCIL	12.60
METALS&MIN	9.90
BANKS	7.20
COMP-SOFT	5.40
TRANS&SHIP	4.50
FMCG	4.50
FERTI	3.60
OIL&GAS	3.60
PHARMA	3.60
OTHERS	8.20
<b>TOTAL</b>	<b>100.00</b>



**LIFE INSURANCE CORPORATION OF INDIA**  
**Fortune Plus Growth Fund**  
**ULIF004230807LICFTN+GRW512**

<b>AS ON 27-02-2026</b>	
Inception Date	23 August 2007
NAV	38.6657

<b>Objective of the Fund:</b>
Long Term Capital Growth

AUM (Amount in Crore)			
105.53			
Equity	Money Market & Net Current Assets	Debt	
68.09	1.76	35.68	

Asset Allocation	
Equity	40.00% to 80.00%
Debt	20.00% to 60.00%
Money Market	0.00% to 40.00%

<b>Fund Manager</b>	Ms. Supriya Chavan
<b>FUNDS MANAGED</b>	
Total Funds	18
Bond funds	5
Secured	5
Balanced	4
Growth	4

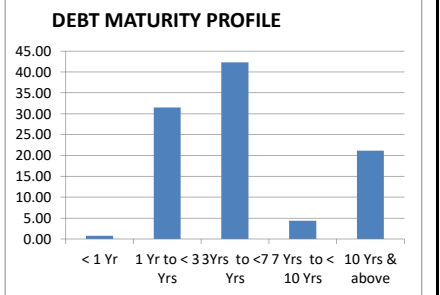
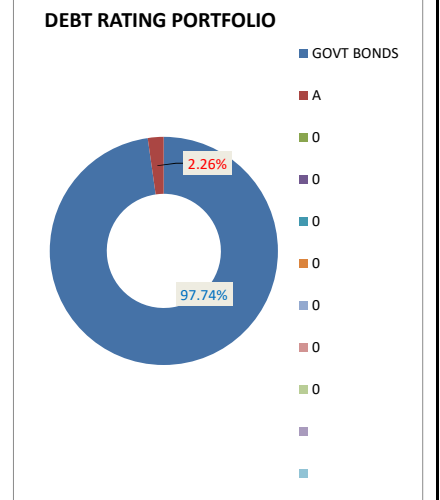
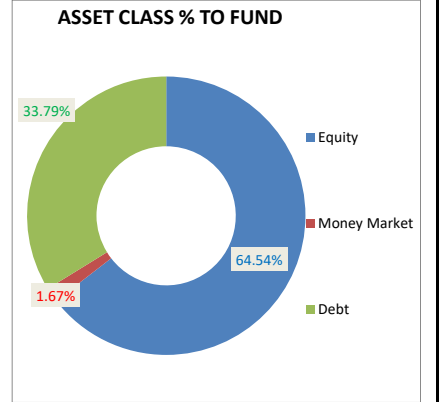
PERFORMANCE		
Period	Bench Mark Returns	Fund Returns
1 Month	0.51%	-1.19%
6 Months	3.74%	1.94%
1 Year	14.09%	9.95%
2 Years	7.80%	6.55%
3 Years	14.35%	11.45%
Since Inception	N.A.	7.57%

BENCHMARK	
INDEX	CRISIL Magnifier
CRISIL AAA Long Term Bond Index	-
CRISIL Dynamic Gilt Index	-
CRISIL 10 Year SDL Index	-
Liquid Retail Fund Index	-
S&P BSE 100	-
CRISIL A Medium To Long Term Bond Index	-
CRISIL A Short Term Bond Index	1%
CRISIL AA Long Term Bond Index	1%
CRISIL AA- Long Term Bond Index	1%
CRISIL AA Short Term Bond Index	-
CRISIL AA+ Medium Term Bond Index	1%
CRISIL AA+ Short Term Bond Index	1%
CRISIL AAA Long Term Bond Index	1%
CRISIL AAA Medium Term Bond Index	1%
CRISIL AAA Short Term Bond Index	1%
CRISIL Dynamic Gilt Index	-
CRISIL Long Term Gilt Index	1%
CRISIL Medium Term Gilt Index	2%
CRISIL Short Term Gilt	13%
Liquid Retail Fund Index	1%
S&P BSE 200 TR	75%

TOP 10 HOLDINGS	
EQUITY	% to AUM
AXIS BANK LTD.(FORLY.UTI BANK)	5.31
RELIANCE INDUSTRIES LTD.	5.02
MARUTI SUZUKI INDIA LIMITED	4.93
HINDUSTAN UNILEVER LTD.	4.38
SUN PHARMACEUTICAL INDS. LTD.	3.29
Infosys Ltd	3.20
HINDALCO INDUSTRIES LTD.	3.08
H D F C BANK LTD.	3.03
TATA CONSULTANCY SERVICES LTD.	2.99
IDBI BANK LTD.	2.92
OTHERS	26.39
<b>Total Equity</b>	<b>64.54</b>

DEBT PORTFOLIO	
GOVT.SECURITIES	% to AUM
8.34% PUNJAB SDL 02.01.2029	10.34
6.10% GOI 12.07.2031	9.27
7.14% MADHYA PRADESH SGS 09072041	7.14
8.17%GUJARAT SDL 24.04.2029	4.44
7.32% RAJASTHAN SGS 24.09.2035	0.94
6.80% ANDHRA PRADESH SGS 02072035	0.53
7.58% RAJASTHAN SDL 09.08.2026.	0.17
7.40% MADHYA PRADESH 09.11.2026	0.10
7.22% RAJASTHAN SDL 26.07.2032	0.09
OTHERS	0.00

CORPORATE BONDS	
	% to AUM
Shree Renuka Sugars Limited NCD 2021	0.50
Shree Renuka sugars	0.27
OTHERS	0.00
FIXED Deposit	0.00
<b>Total Debt</b>	<b>33.79</b>
Money Market	1.67
<b>Grand Total</b>	<b>100.00</b>



**Modified Duration :** 4.55

SECTOR ALLOCATION (AS PER NIC 2008) % of AUM	
GOVT SECURITIES	33.05
BANKS	13.39
COMP-SOFT	10.96
FMCG	8.39
AUTO&ANCIL	7.81
OIL&GAS	6.75
PHARMA	5.01
METALS&MIN	3.86
CAPGOODS	2.80
CEMENT	2.63
OTHERS	5.35
<b>TOTAL</b>	<b>100.00</b>





**LIFE INSURANCE CORPORATION OF INDIA**  
**New Pension Plus-Secured**  
**ULIF00201/02/22LICPENFSEC512**

AS ON	27-02-2026
Inception Date	05 September 2022
NAV	13.1380

Objective of the Fund:
Low To Medium Risk

AUM (Amount in Crore)		
78.03		
Equity	Money Market & Net Current Assets	Debt
29.33	4.50	44.20

Asset Allocation	
Equity	10.00% to 50.00%
Debt	50.00% to 90.00%
Money Market	0.00% to 40.00%

Fund Manager	Ms. Shubhangi Chogale
FUNDS MANAGED	
Total Funds	15
Bond funds	5
Secured	3
Balanced	3
Growth	4

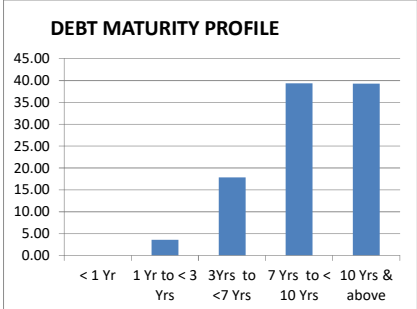
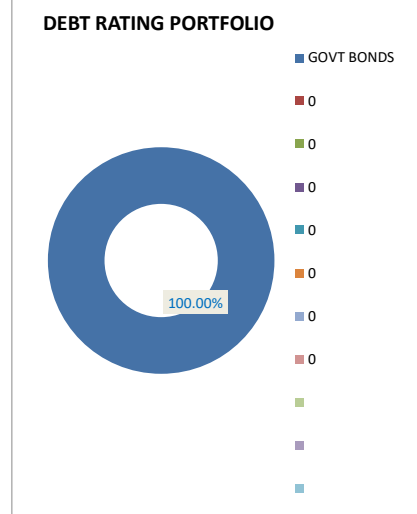
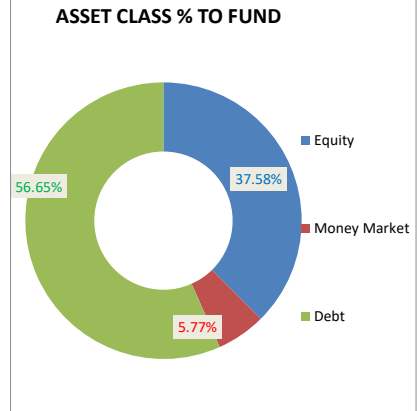
PERFORMANCE		
Period	Bench Mark Returns	Fund Returns
1 Month	0.67%	0.30%
6 Months	3.13%	3.65%
1 Year	8.75%	10.02%
2 Years	7.09%	7.16%
3 Years	9.44%	10.63%
Since Inception	8.07%	8.15%

BENCHMARK	
INDEX	CRISIL Balancer Debt
CRISIL AAA Long Term Bond Index	-
CRISIL Dynamic Gilt Index	-
CRISIL 10 Year SDL Index	-
Liquid Retail Fund Index	-
S&P BSE 100	-
CRISIL A Medium To Long Term Bond Index	1%
CRISIL A Short Term Bond Index	-
CRISIL AA Long Term Bond Index	-
CRISIL AA- Long Term Bond Index	-
CRISIL AA Short Term Bond Index	-
CRISIL AA+ Medium Term Bond Index	-
CRISIL AA+ Short Term Bond Index	1%
CRISIL AAA Long Term Bond Index	1%
CRISIL AAA Medium Term Bond Index	-
CRISIL AAA Short Term Bond Index	3%
CRISIL Dynamic Gilt Index	-
CRISIL Long Term Gilt Index	9%
CRISIL Medium Term Gilt Index	17%
CRISIL Short Term Gilt	40%
Liquid Retail Fund Index	3%
S&P BSE 200 TR	25%

TOP 10 HOLDINGS	
EQUITY	% to AUM
RELIANCE INDUSTRIES LTD.	2.86
ASIAN PAINTS LTD.	2.44
STATE BANK OF INDIA	2.16
MARUTI SUZUKI INDIA LIMITED	2.09
TATA MOTORS PASSENGER VEHICLES LIM	1.92
HINDUSTAN UNILEVER LTD.	1.69
Infosys Ltd	1.55
NESTLE INDIA LTD..	1.32
TATA CONSULTANCY SERVICES LTD.	1.25
HINDALCO INDUSTRIES LTD.	1.23
OTHERS	19.07
<b>Total Equity</b>	<b>37.58</b>

DEBT PORTFOLIO	
GOVT.SECURITIES	% to AUM
7.18% BR SDL 27.11.2034	4.44
7.18% GOI 24.07.2037	3.95
7.26% GOI 22.08.2032	3.17
7.41% GOI 19.12.2036	3.11
7.49% HR SDL 27032035	2.58
6.95% TAMILNADU SGS 17022031	2.56
7.74% RAJASTHAN SGS 06122033	2.51
7.31% KERALA SGS07.08.2040	2.50
7.54% GOI 23.05.2036	2.29
7.44% BIHAR SGS 12112040	1.90
OTHERS	27.64

CORPORATE BONDS	
	% to AUM
OTHERS	0.00
FIXED Deposit	0.00
<b>Total Debt</b>	<b>56.65</b>
Money Market	5.77
<b>Grand Total</b>	<b>100.00</b>



Modified Duration : 6.75

SECTOR ALLOCATION (AS PER NIC 2008) % of AUM	
GOVT SECURITIES	56.66
AUTO&ANCIL	6.73
FMCG	6.33
BANKS	5.75
MUTUAL FUND	5.00
COMP-SOFT	3.20
FERTI	3.06
OIL&GAS	2.91
METALS&MIN	1.88
PHARMA	1.85
OTHERS	6.63
<b>TOTAL</b>	<b>100.00</b>



**LIFE INSURANCE CORPORATION OF INDIA**  
**New Pension Plus-Balanced**  
**ULIF00301/02/22LICPENFBAL512**

AS ON	27-02-2026
Inception Date	05 September 2022
NAV	13.4119

Objective of the Fund:
Medium Risk

AUM (Amount in Crore)		
261.16		
Equity	Money Market & Net Current Assets	Debt
156.32	11.71	93.12

Asset Allocation	
Equity	30.00% to 70.00%
Debt	30.00% to 70.00%
Money Market	0.00% to 40.00%

Fund Manager	Ms. Shubhangi Chogale
FUNDS MANAGED	
Total Funds	15
Bond funds	5
Secured	3
Balanced	3
Growth	4


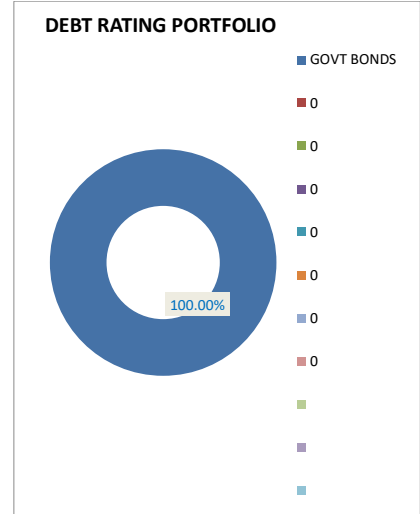
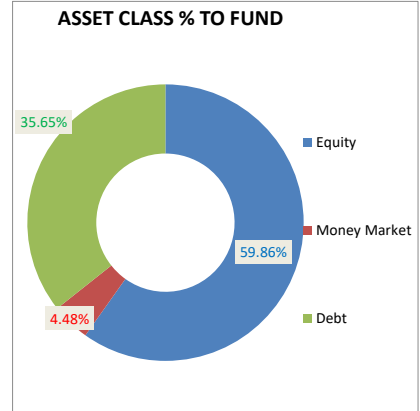
PERFORMANCE		
Period	Bench Mark Returns	Fund Returns
1 Month	0.61%	0.07%
6 Months	3.34%	3.75%
1 Year	10.72%	12.75%
2 Years	7.21%	7.94%
3 Years	11.22%	12.07%
Since Inception	9.10%	8.80%

BENCHMARK	
INDEX	CRISIL Balancer Debt
CRISIL AAA Long Term Bond Index	-
CRISIL Dynamic Gilt Index	-
CRISIL 10 Year SDL Index	-
Liquid Retail Fund Index	-
S&P BSE 100	-
CRISIL A Medium To Long Term Bond Index	-
CRISIL A Short Term Bond Index	-
CRISIL AA Long Term Bond Index	-
CRISIL AA- Long Term Bond Index	3%
CRISIL AA Short Term Bond Index	-
CRISIL AA+ Medium Term Bond Index	-
CRISIL AA+ Short Term Bond Index	-
CRISIL AAA Long Term Bond Index	1%
CRISIL AAA Medium Term Bond Index	-
CRISIL AAA Short Term Bond Index	1%
CRISIL Dynamic Gilt Index	-
CRISIL Long Term Gilt Index	-
CRISIL Medium Term Gilt Index	17%
CRISIL Short Term Gilt	31%
Liquid Retail Fund Index	2%
S&P BSE 200 TR	45%

TOP 10 HOLDINGS	
EQUITY	% to AUM
RELIANCE INDUSTRIES LTD.	4.54
MARUTI SUZUKI INDIA LIMITED	4.27
STATE BANK OF INDIA	3.43
HINDUSTAN UNILEVER LTD.	3.31
ASIAN PAINTS LTD.	2.84
Infosys Ltd	2.09
H D F C BANK LTD.	1.58
BAJAJ AUTO LTD	1.53
HINDALCO INDUSTRIES LTD.	1.50
LARSEN & TOUBRO LTD.	1.47
OTHERS	33.30
<b>Total Equity</b>	<b>59.86</b>

DEBT PORTFOLIO	
GOVT.SECURITIES	% to AUM
7.18% GOI 24.07.2037	4.30
7.26% GOI 22.08.2032	3.38
7.18% BR SDL 27.11.2034	2.08
7.41% GOI 19.12.2036	1.35
7.36% GOI 12.09.2052	1.25
7.32% MH SDL 31052032	1.16
6.95% TAMILNADU SGS 17022031	1.15
7.34% TS SDL 19.01.2034	1.15
7.27%CHHATTISGARH SGS 05032035	1.14
7.17% TN SDL 27022033	1.14
OTHERS	17.55

CORPORATE BONDS	
	% to AUM
OTHERS	0.00
FIXED Deposit	0.00
<b>Total Debt</b>	<b>35.65</b>
Money Market	4.48
<b>Grand Total</b>	<b>100.00</b>



Modified Duration : **6.82**

SECTOR ALLOCATION (AS PER NIC 2008) % of AUM	
GOVT SECURITIES	35.66
AUTO&ANCIL	11.35
BANKS	9.55
FMCG	9.46
FERTI	4.97
OIL&GAS	4.61
COMP-SOFT	4.56
MUTUAL FUND	4.16
METALS&MIN	2.99
FINANCE	2.35
OTHERS	10.34
<b>TOTAL</b>	<b>100.00</b>



**LIFE INSURANCE CORPORATION OF INDIA**  
**New Pension Plus-Growth**  
**ULIF00401/02/22LICPENFGRW512**

AS ON	27-02-2026
Inception Date	05 September 2022
NAV	14.0076

Objective of the Fund:
High Risk

AUM (Amount in Crore)		
3715.52		
Equity	Money Market & Net Current Assets	Debt
3389.26	71.81	254.45

Asset Allocation	
Equity	40.00% to 100.00%
Debt	0.00% to 60.00%
Money Market	0.00% to 40.00%

Fund Manager	Ms. Shubhangi Chogale
FUNDS MANAGED	
Total Funds	15
Bond funds	5
Secured	3
Balanced	3
Growth	4

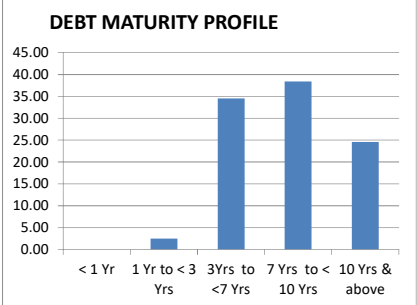
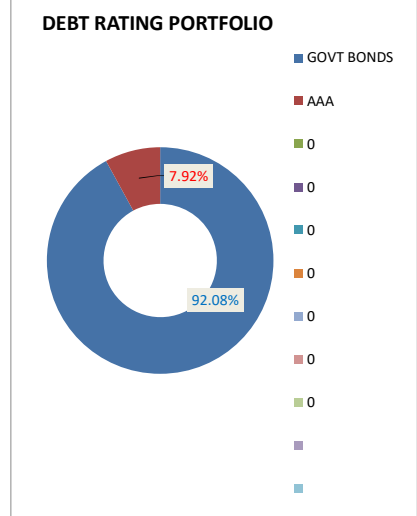
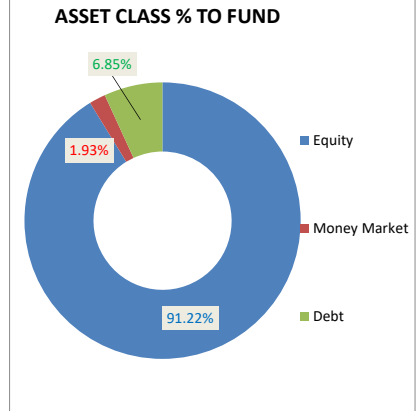
PERFORMANCE		
Period	Bench Mark Returns	Fund Returns
1 Month	0.45%	-0.05%
6 Months	3.34%	4.25%
1 Year	13.24%	14.87%
2 Years	7.01%	8.74%
3 Years	13.52%	14.02%
Since Inception	10.31%	10.16%

BENCHMARK	
INDEX	CRISIL Aggressive
CRISIL AAA Long Term Bond Index	-
CRISIL Dynamic Gilt Index	-
CRISIL 10 Year SDL Index	-
Liquid Retail Fund Index	-
S&P BSE 100	-
CRISIL A Medium To Long Term Bond Index	-
CRISIL A Short Term Bond Index	-
CRISIL AA Long Term Bond Index	1%
CRISIL AA- Long Term Bond Index	1%
CRISIL AA Short Term Bond Index	1%
CRISIL AA+ Medium Term Bond Index	1%
CRISIL AA+ Short Term Bond Index	1%
CRISIL AAA Long Term Bond Index	1%
CRISIL AAA Medium Term Bond Index	1%
CRISIL AAA Short Term Bond Index	3%
CRISIL Dynamic Gilt Index	-
CRISIL Long Term Gilt Index	1%
CRISIL Medium Term Gilt Index	4%
CRISIL Short Term Gilt	8%
Liquid Retail Fund Index	2%
S&P BSE 200 TR	75%

TOP 10 HOLDINGS	
EQUITY	% to AUM
BAJAJ AUTO LTD	5.10
RELIANCE INDUSTRIES LTD.	4.93
MARUTI SUZUKI INDIA LIMITED	4.12
HINDUSTAN UNILEVER LTD.	3.81
TATA CONSULTANCY SERVICES LTD.	2.94
NESTLE INDIA LTD..	2.84
H C L TECHNOLOGIES LTD.	2.75
ASIAN PAINTS LTD.	2.63
STATE BANK OF INDIA	2.36
Infosys Ltd	1.85
OTHERS	57.89
<b>Total Equity</b>	<b>91.22</b>

DEBT PORTFOLIO	
GOVT.SECURITIES	% to AUM
7.17% GOI 17.04.2030	0.75
7.26% GOI 06.02.2033	0.49
7.18% BR SDL 27.11.2034	0.40
7.26% GOI 22.08.2032	0.33
7.41% GOI 19.12.2036	0.31
7.10% GOI 18.04.2029	0.30
7.48% KERALA SDL 23.08.2032	0.27
7.40% UTTAR PRADESH SGS 26.07.2033	0.27
7.34% TAMILNADU 24072034	0.27
7.21% GUJARAT SGS 05032035	0.27
OTHERS	2.65

CORPORATE BONDS	
	% to AUM
7.61% ABCL NCD SERIES F1 FY 2025-26 TRANCHE II	0.27
7.61% ABCL NCD SERIES F1 FY 2025-26	0.27
OTHERS	0.00
<b>FIXED Deposit</b>	<b>0.00</b>
<b>Total Debt</b>	<b>6.85</b>
<b>Money Market</b>	<b>1.93</b>
<b>Grand Total</b>	<b>100.00</b>



Modified Duration : 5.92

SECTOR ALLOCATION (AS PER NIC 2008) % of AUM	
AUTO&ANCIL	14.51
FMCG	13.79
COMP-SOFT	10.21
BANKS	7.55
PHARMA	7.35
GOVT SECURITIES	6.31
CAPGOODS	6.04
FINANCE	5.60
OIL&GAS	5.57
CEMENT	5.05
OTHERS	18.02
<b>TOTAL</b>	<b>100.00</b>