



LIFE INSURANCE CORPORATION OF INDIA

Future Plus - Bond
ULIF001040305LICFUT+BND512

AS ON 31-03-2026	
Inception Date	04 March 2005
NAV	35.1433

Objective of the Fund:
Low Risk

AUM (Amount in Crore)			
3.65			
Equity	Money Market & Net Current Assets	Debt	
0.00	0.16	3.49	

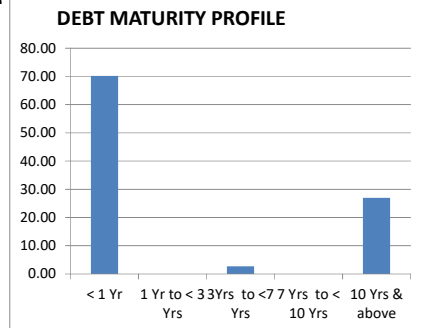
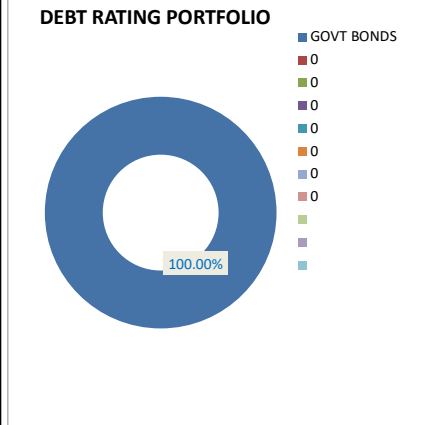
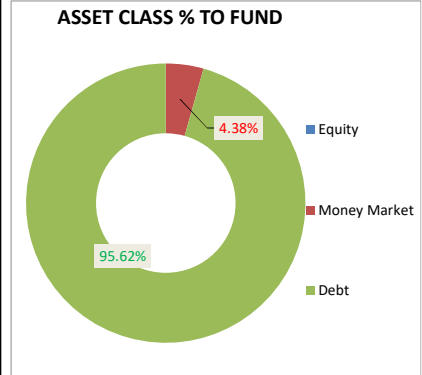
Asset Allocation	
Equity	0.00% to 0.00%
Debt	80.00% to 100.00%
Money Market	0.00% to 20.00%

Fund Manager	Ms. Shraddha S. Vaidya
FUNDS MANAGED	
Total Funds	18
Bond funds	5
Secured	5
Balanced	4
Growth	4

PERFORMANCE		
Period	Bench Mark Returns	Fund Returns
1 Month	-1.01%	-0.40%
6 Months	1.29%	1.59%
1 Year	4.78%	5.50%
2 Years	6.53%	7.40%
3 Years	6.82%	8.20%
Since Inception	N.A.	6.14%

BENCHMARK	
INDEX	CRISIL Preserver (with)
CRISIL AAA Long Term Bond Index	-
CRISIL Dynamic Gilt Index	-
CRISIL 10 Year SDL Index	-
Liquid Retail Fund Index	-
S&P BSE 100	-
CRISIL A Medium To Long Term Bond Index	1%
CRISIL A Short Term Bond Index	-
CRISIL AA Long Term Bond Index	4%
CRISIL AA- Long Term Bond Index	1%
CRISIL AA Short Term Bond Index	-
CRISIL AA+ Medium Term Bond Index	1%
CRISIL AA+ Short Term Bond Index	3%
CRISIL AAA Long Term Bond Index	5%
CRISIL AAA Medium Term Bond Index	1%
CRISIL AAA Short Term Bond Index	4%
CRISIL Dynamic Gilt Index	-
CRISIL Long Term Gilt Index	5%
CRISIL Medium Term Gilt Index	18%
CRISIL Short Term Gilt	55%
Liquid Retail Fund Index	2%
S&P BSE 200 TR	-

TOP 10 HOLDINGS	
DEBT PORTFOLIO	% to AUM
GOVT.SECURITIES	
7.69% WEST BENGAL SDL 27/07/2026	43.55
7.22% BIHAR SGS 06082040	25.85
8.24% 2027-FEB-15 GOVT OF INDIA	12.59
8.00% GUJARAT 20.04.2026	10.99
6.10% GOI 12.07.2031	2.64
OTHERS	0.00
CORPORATE BONDS	
OTHERS	
FIXED Deposit	
0.00	0.00
Total Debt	95.62
Money Market	4.38
Grand Total	100.00



Modified Duration : 1.60

SECTOR ALLOCATION (AS PER NIC 2008) % of AUM	
GOVT SECURITIES	95.74
FINANCE	8.78
MUTUAL FUND	2.74
POWER	0.00
OTHERS	0.00
FERTI	0.00
OIL&GAS	0.00
TRANS&SHIP	0.00
FMCG	0.00
AUTO&ANCIL	0.00
OTHERS	-7.26
TOTAL	100.00



LIFE INSURANCE CORPORATION OF INDIA

Future Plus - Income
ULIF002040305LICFUT+INC512

AS ON	31-03-2026
Inception Date	04 March 2005
NAV	55.2574

Objective of the Fund:
Steady Income

AUM (Amount in Crore)		
2.28		
Equity	Money Market & Net Current Assets	Debt
0.34	-0.14	2.08

Asset Allocation	
Equity	0.00% to 20.00%
Debt	70.00% to 90.00%
Money Market	0.00% to 20.00%

Fund Manager	Ms. Shraddha S. Vaidya
FUNDS MANAGED	
Total Funds	18
Bond funds	5
Secured	5
Balanced	4
Growth	4

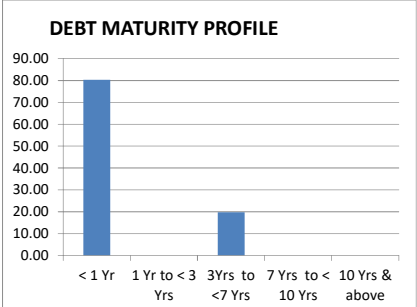
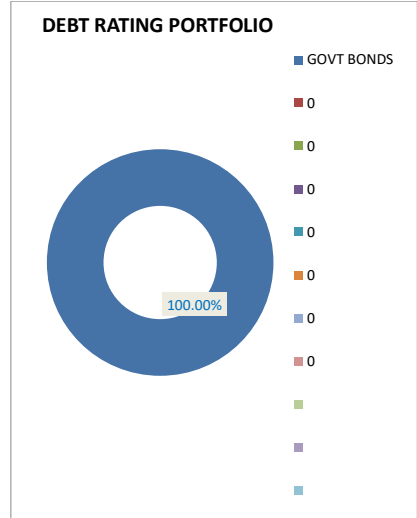
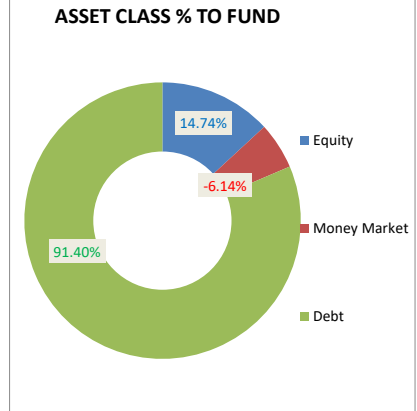
PERFORMANCE		
Period	Bench Mark Returns	Fund Returns
1 Month	-2.24%	-1.47%
6 Months	-0.29%	0.69%
1 Year	2.66%	4.32%
2 Years	5.26%	6.63%
3 Years	6.61%	8.23%
Since Inception	N.A.	8.44%

BENCHMARK	
INDEX	CRISIL Protector (with)
CRISIL AAA Long Term Bond Index	-
CRISIL Dynamic Gilt Index	-
CRISIL 10 Year SDL Index	-
Liquid Retail Fund Index	-
S&P BSE 100	-
CRISIL A Medium To Long Term Bond Index	-
CRISIL A Short Term Bond Index	-
CRISIL AA Long Term Bond Index	-
CRISIL AA- Long Term Bond Index	-
CRISIL AA Short Term Bond Index	-
CRISIL AA+ Medium Term Bond Index	1%
CRISIL AA+ Short Term Bond Index	2%
CRISIL AAA Long Term Bond Index	1%
CRISIL AAA Medium Term Bond Index	-
CRISIL AAA Short Term Bond Index	1%
CRISIL Dynamic Gilt Index	-
CRISIL Long Term Gilt Index	12%
CRISIL Medium Term Gilt Index	38%
CRISIL Short Term Gilt	27%
Liquid Retail Fund Index	10%
S&P BSE 200 TR	8%

TOP 10 HOLDINGS	
EQUITY	% to AUM
RELIANCE INDUSTRIES LTD.	1.42
ICICI BANK LTD.	1.32
STATE BANK OF INDIA	1.29
H D F C BANK LTD.	1.17
Infosys Ltd	1.15
LARSEN & TOUBRO LTD.	1.08
H C L TECHNOLOGIES LTD.	1.03
TECH MAHINDRA LTD	1.00
TATA POWER CO. LTD.	1.00
HINDUSTAN UNILEVER LTD.	0.90
OTHERS	3.38
Total Equity	14.74

DEBT PORTFOLIO	
GOVT.SECURITIES	% to AUM
7.69% WEST BENGAL SDL 27/07/2026	53.22
8.00% GUJARAT 20.04.2026	20.22
8.17%GUJARAT SDL 24.04.2029	17.96
OTHERS	0.00

CORPORATE BONDS	
	% to AUM
OTHERS	0.00
FIXED Deposit	0.00
Total Debt	91.40
Money Market	-6.14
Grand Total	100.00



Modified Duration : 0.71

SECTOR ALLOCATION (AS PER NIC 2008) % of AUM	
GOVT SECURITIES	91.35
BANKS	4.83
COMP-SOFT	3.95
MUTUAL FUND	3.51
OIL&GAS	1.32
POWER	0.88
FMCG	0.88
CAPGOODS	0.88
TELECOM	0.44
METALS&MIN	0.44
OTHERS	-8.48
TOTAL	100.00



LIFE INSURANCE CORPORATION OF INDIA
Future Plus - Balanced
ULIF003040305LICFUT+BAL512

AS ON	31-03-2026
Inception Date	04 March 2005
NAV	57.1074

Objective of the Fund:
Balanced Income & Growth

AUM (Amount in Crore)		
11.80		
Equity	Money Market & Net Current Assets	Debt
2.95	0.15	8.70

Asset Allocation	
Equity	0.00% to 30.00%
Debt	60.00% to 80.00%
Money Market	0.00% to 20.00%

Fund Manager	Ms. Shraddha S. Vaidya
FUNDS MANAGED	
Total Funds	18
Bond funds	5
Secured	5
Balanced	4
Growth	4

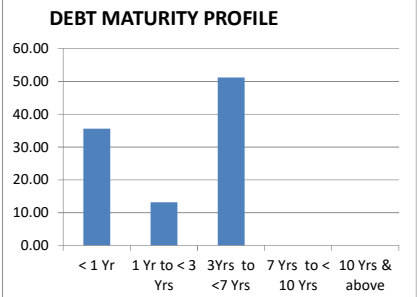
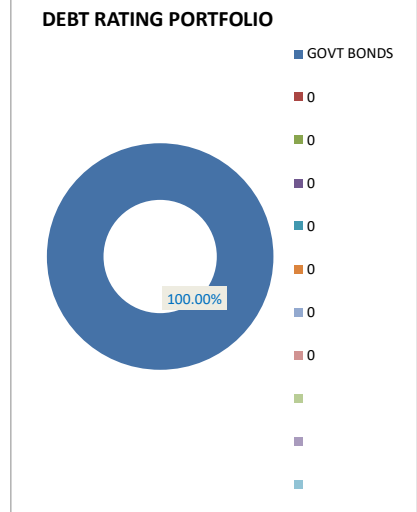
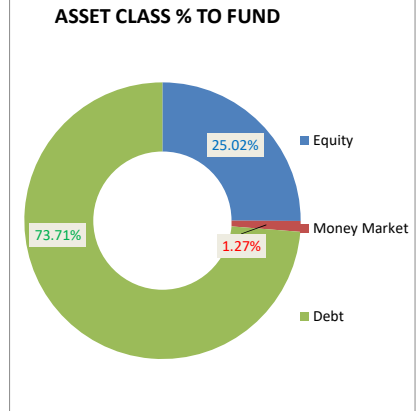
PERFORMANCE		
Period	Bench Mark Returns	Fund Returns
1 Month	-3.87%	-3.47%
6 Months	-1.80%	-1.63%
1 Year	1.83%	0.57%
2 Years	4.59%	4.01%
3 Years	7.65%	7.25%
Since Inception	N.A.	8.61%

BENCHMARK	
INDEX	CRISIL Balancer Debt
CRISIL AAA Long Term Bond Index	-
CRISIL Dynamic Gilt Index	-
CRISIL 10 Year SDL Index	-
Liquid Retail Fund Index	-
S&P BSE 100	-
CRISIL A Medium To Long Term Bond Index	1%
CRISIL A Short Term Bond Index	-
CRISIL AA Long Term Bond Index	-
CRISIL AA- Long Term Bond Index	-
CRISIL AA Short Term Bond Index	-
CRISIL AA+ Medium Term Bond Index	-
CRISIL AA+ Short Term Bond Index	1%
CRISIL AAA Long Term Bond Index	1%
CRISIL AAA Medium Term Bond Index	-
CRISIL AAA Short Term Bond Index	3%
CRISIL Dynamic Gilt Index	-
CRISIL Long Term Gilt Index	9%
CRISIL Medium Term Gilt Index	17%
CRISIL Short Term Gilt	40%
Liquid Retail Fund Index	3%
S&P BSE 200 TR	25%

TOP 10 HOLDINGS	
EQUITY	% to AUM
AXIS BANK LTD.(FORLY.UTI BANK)	3.17
RELIANCE INDUSTRIES LTD.	2.28
I T C LTD.	2.19
Infosys Ltd	2.12
ICICI BANK LTD.	2.02
H D F C BANK LTD.	1.92
TECH MAHINDRA LTD	1.88
KOTAK MAHINDRA BANK LTD.	1.50
LARSEN & TOUBRO LTD.	1.41
COAL INDIA LIMITED	1.39
OTHERS	5.14
Total Equity	25.02

DEBT PORTFOLIO	
GOVT.SECURITIES	% to AUM
8.24% 2027-FEB-15 GOVT OF INDIA	25.88
7.60% PUNJAB SDL 04.06.2029	19.21
7.22% ARUNACHAL PRADESH 12.07.2027	9.69
8.17%GUJARAT SDL 24.04.2029	8.67
7.22% RAJASTHAN SDL 26.07.2032	5.80
7.18% MAHARASHTRA 28.06.2032	4.12
8.02% TELANGANA 25.05.2026	0.34
OTHERS	0.00

CORPORATE BONDS	
OTHERS	% to AUM
OTHERS	0.00
FIXED Deposit	0.00
Total Debt	73.71
Money Market	1.27
Grand Total	100.00



Modified Duration : 2.12

SECTOR ALLOCATION (AS PER NIC 2008) % of AUM	
GOVT SECURITIES	73.74
BANKS	9.15
COMP-SOFT	5.51
OIL&GAS	2.29
FMCG	2.20
CAPGOODS	1.61
AUTO&ANCIL	1.36
METALS&MIN	1.36
CEMENT	0.85
POWER	0.34
OTHERS	1.59
TOTAL	100.00



LIFE INSURANCE CORPORATION OF INDIA

Future Plus - Growth
ULIF004040305LICFUT+GRW512

AS ON	31-03-2026
Inception Date	04 March 2005
NAV	79.5946

Objective of the Fund:
Long Term Capital Growth

AUM (Amount in Crore)		
168.71		
Equity	Money Market & Net Current Assets	Debt
94.59	-5.94	80.07

Asset Allocation	
Equity	0.00% to 60.00%
Debt	30.00% to 50.00%
Money Market	0.00% to 20.00%

Fund Manager	Ms. Shraddha S. Vaidya
FUNDS MANAGED	
Total Funds	18
Bond funds	5
Secured	5
Balanced	4
Growth	4

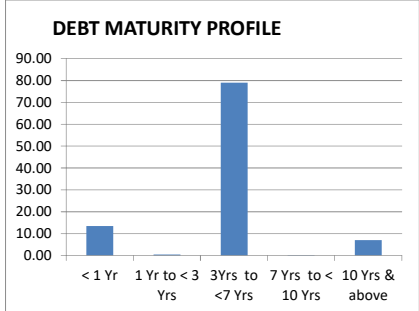
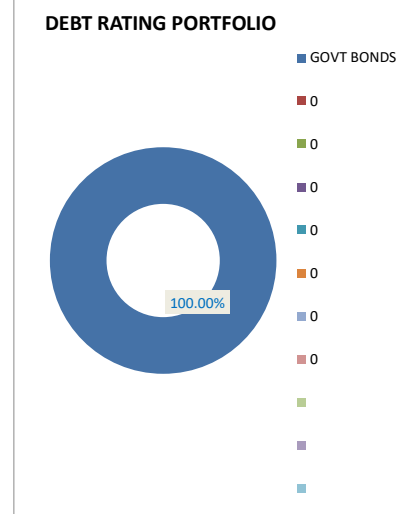
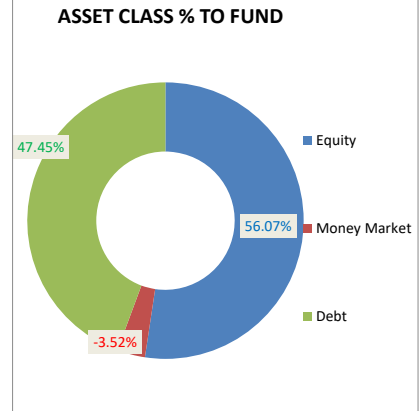
PERFORMANCE		
Period	Bench Mark Returns	Fund Returns
1 Month	-5.10%	-7.19%
6 Months	-3.08%	-4.35%
1 Year	0.78%	-1.61%
2 Years	3.53%	4.14%
3 Years	7.90%	8.51%
Since Inception	N.A.	10.34%

BENCHMARK	
INDEX	CRISIL Balancer Equity
CRISIL AAA Long Term Bond Index	-
CRISIL Dynamic Gilt Index	-
CRISIL 10 Year SDL Index	-
Liquid Retail Fund Index	-
S&P BSE 100	-
CRISIL A Medium To Long Term Bond Index	-
CRISIL A Short Term Bond Index	-
CRISIL AA Long Term Bond Index	-
CRISIL AA- Long Term Bond Index	-
CRISIL AA Short Term Bond Index	-
CRISIL AA+ Medium Term Bond Index	-
CRISIL AA+ Short Term Bond Index	-
CRISIL AAA Long Term Bond Index	-
CRISIL AAA Medium Term Bond Index	2%
CRISIL AAA Short Term Bond Index	-
CRISIL Dynamic Gilt Index	-
CRISIL Long Term Gilt Index	-
CRISIL Medium Term Gilt Index	14%
CRISIL Short Term Gilt	35%
Liquid Retail Fund Index	10%
S&P BSE 200 TR	39%

TOP 10 HOLDINGS	
EQUITY	% to AUM
AXIS BANK LTD.(FORLY.UTI BANK)	5.85
LARSEN & TOUBRO LTD.	5.19
RELIANCE INDUSTRIES LTD.	4.62
H D F C BANK LTD.	4.11
APOLLO HOSPITALS ENTERPRISE LTD.	3.52
TATA CONSULTANCY SERVICES LTD.	3.50
I T C LTD.	3.41
TATA STEEL LTD.	3.30
ICICI BANK LTD.	3.07
HINDALCO INDUSTRIES LTD.	2.88
OTHERS	16.62
Total Equity	56.07

DEBT PORTFOLIO	
GOVT.SECURITIES	% to AUM
6.10% GOI 12.07.2031	32.57
8.24% 2027-FEB-15 GOVT OF INDIA	3.38
6.68%GOI07072040	3.32
8% RAJASTHAN SDL 25-05-2026	2.97
7.10% GOI 18.04.2029	2.41
7.38% CG SDL 13032032	0.87
7.26% GOI 22.08.2032	0.60
6.54% GOI 17.01.2032	0.58
7.60% PUNJAB SDL 04.06.2029	0.42
7.22% ARUNACHAL PRADESH 12.07.2027	0.14
OTHERS	0.19

CORPORATE BONDS	
	% to AUM
OTHERS	0.00
FIXED Deposit	0.00
Total Debt	47.45
Money Market	-3.52
Grand Total	100.00



Modified Duration : 3.44

SECTOR ALLOCATION (AS PER NIC 2008) % of AUM	
GOVT SECURITIES	47.45
BANKS	13.32
COMP-SOFT	8.27
METALS&MIN	6.18
CAPGOODS	5.95
FMCG	5.74
PHARMA	5.35
OIL&GAS	4.62
FINANCE	2.85
AUTO&ANCIL	1.87
OTHERS	-1.60
TOTAL	100.00



LIFE INSURANCE CORPORATION OF INDIA

Jeevan Plus - Bond
ULIF001181005LICJVN+BND512

AS ON 31-03-2026	
Inception Date	18 October 2005
NAV	40.5080

Objective of the Fund:
Low Risk

AUM (Amount in Crore)			
67.49			
Equity	Money Market & Net Current Assets	Debt	
0.00	5.70	61.78	

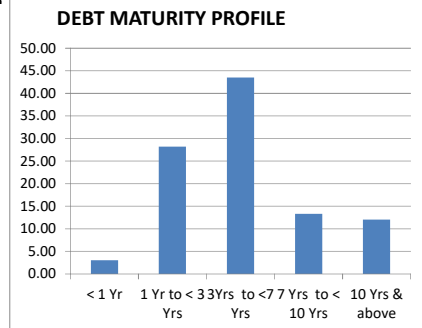
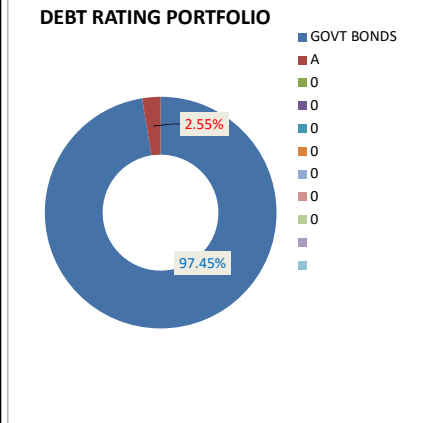
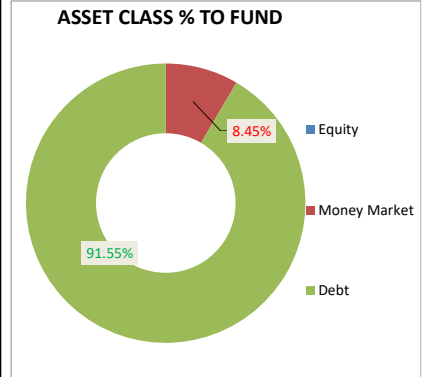
Asset Allocation	
Equity	0.00% to 0.00%
Debt	80.00% to 100.00%
Money Market	0.00% to 20.00%

Fund Manager	Ms. Shraddha S. Vaidya
FUNDS MANAGED	
Total Funds	18
Bond funds	5
Secured	5
Balanced	4
Growth	4

PERFORMANCE		
Period	Bench Mark Returns	Fund Returns
1 Month	-1.01%	-1.19%
6 Months	1.29%	1.28%
1 Year	4.78%	3.36%
2 Years	6.53%	5.81%
3 Years	6.82%	6.31%
Since Inception	N.A.	7.08%

BENCHMARK	
INDEX	CRISIL Preservo r (with)
CRISIL AAA Long Term Bond Index	-
CRISIL Dynamic Gilt Index	-
CRISIL 10 Year SDL Index	-
Liquid Retail Fund Index	-
S&P BSE 100	-
CRISIL A Medium To Long Term Bond Index	1%
CRISIL A Short Term Bond Index	-
CRISIL AA Long Term Bond Index	4%
CRISIL AA- Long Term Bond Index	1%
CRISIL AA Short Term Bond Index	-
CRISIL AA+ Medium Term Bond Index	1%
CRISIL AA+ Short Term Bond Index	3%
CRISIL AAA Long Term Bond Index	5%
CRISIL AAA Medium Term Bond Index	1%
CRISIL AAA Short Term Bond Index	4%
CRISIL Dynamic Gilt Index	-
CRISIL Long Term Gilt Index	5%
CRISIL Medium Term Gilt Index	18%
CRISIL Short Term Gilt	55%
Liquid Retail Fund Index	2%
S&P BSE 200 TR	-

TOP 10 HOLDINGS	
DEBT PORTFOLIO	% to AUM
GOVT.SECURITIES	
7.22% GOA 12.07.2027	10.45
6.10% GOI 12.07.2031	10.36
7.22% RAJASTHAN SDL 26.07.2032	9.61
7.98% Uttarpradesh 11.04.2028	7.51
7.62% WEST BENGAL SDL 29.11.2032	5.33
7.48% ODISHA SDL 13.09.2032	5.26
8.25% ANDHRA PRADESH SDL 16.01.2034	4.65
7.62%GOI15.09.2039	4.55
7.53% PUDUCHERRY 22.11.2027	4.51
7.67% TELENGANA 25.10.2037	3.68
OTHERS	23.29
CORPORATE BONDS	
Shree Renuka Sugars Limited NCD 2021	2.00
Shree Renuka sugars.	0.33
OTHERS	0.00
FIXED Deposit	0.00
Total Debt	91.55
Money Market	8.45
Grand Total	100.00



Modified Duration : **4.08**

SECTOR ALLOCATION (AS PER NIC 2008) % of AUM	
GOVT SECURITIES	89.20
MUTUAL FUND	7.16
MANUFACTURING	2.34
POWER	0.00
OTHERS	0.00
FERTI	0.00
OIL&GAS	0.00
TRANS&SHIP	0.00
FMCG	0.00
AUTO&ANCIL	0.00
OTHERS	1.30
TOTAL	100.00



LIFE INSURANCE CORPORATION OF INDIA

Jeevan Plus - Secured

ULIF002181005LICJVN+SEC512

AS ON	31-03-2026
Inception Date	18 October 2005
NAV	46.1136

Objective of the Fund:
Steady Income

AUM (Amount in Crore)		
14.50		
Equity	Money Market & Net Current Assets	Debt
2.24	0.69	11.57

Asset Allocation	
Equity	0.00% to 20.00%
Debt	70.00% to 90.00%
Money Market	0.00% to 20.00%

Fund Manager	Ms. Shraddha S. Vaidya
FUNDS MANAGED	
Total Funds	18
Bond funds	5
Secured	5
Balanced	4
Growth	4

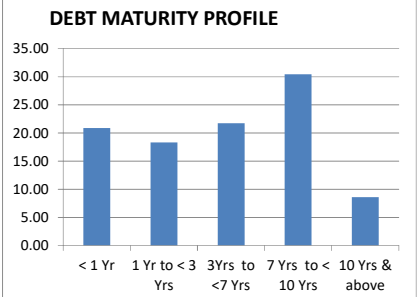
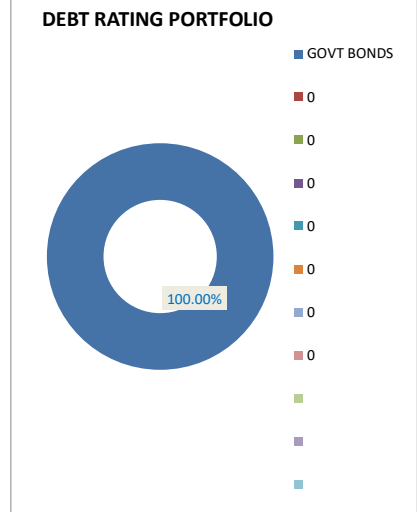
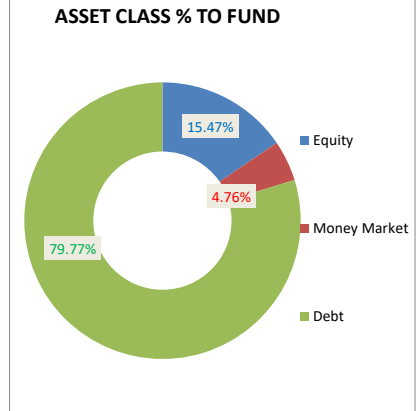
PERFORMANCE		
Period	Bench Mark Returns	Fund Returns
1 Month	-2.24%	-2.74%
6 Months	-0.29%	0.54%
1 Year	2.66%	3.94%
2 Years	5.26%	6.59%
3 Years	6.61%	8.38%
Since Inception	N.A.	7.76%

BENCHMARK	
INDEX	CRISIL Protector (with)
CRISIL AAA Long Term Bond Index	-
CRISIL Dynamic Gilt Index	-
CRISIL 10 Year SDL Index	-
Liquid Retail Fund Index	-
S&P BSE 100	-
CRISIL A Medium To Long Term Bond Index	-
CRISIL A Short Term Bond Index	-
CRISIL AA Long Term Bond Index	-
CRISIL AA- Long Term Bond Index	-
CRISIL AA Short Term Bond Index	-
CRISIL AA+ Medium Term Bond Index	1%
CRISIL AA+ Short Term Bond Index	2%
CRISIL AAA Long Term Bond Index	1%
CRISIL AAA Medium Term Bond Index	-
CRISIL AAA Short Term Bond Index	1%
CRISIL Dynamic Gilt Index	-
CRISIL Long Term Gilt Index	12%
CRISIL Medium Term Gilt Index	38%
CRISIL Short Term Gilt	27%
Liquid Retail Fund Index	10%
S&P BSE 200 TR	8%

TOP 10 HOLDINGS	
EQUITY	% to AUM
N T P C LTD.	1.41
HINDALCO INDUSTRIES LTD.	1.40
SHRIRAM FINANCE LTD	1.38
STATE BANK OF INDIA	1.25
ULTRATECH CEMENT LTD.	1.11
MARUTI SUZUKI INDIA LIMITED	1.06
HINDUSTAN UNILEVER LTD.	0.99
RELIANCE INDUSTRIES LTD.	0.97
GRASIM INDUSTRIES LTD.	0.91
H D F C BANK LTD.	0.90
OTHERS	4.09
Total Equity	15.47

DEBT PORTFOLIO	
GOVT.SECURITIES	% to AUM
7.42% KA SDL 06032035	13.62
8.33 GOI 09072026	11.46
6.10% GOI 12.07.2031	9.64
7.53% PUDUCHERRY 22.11.2027	6.99
7.79% KARNATAKA 03.01.2028	6.96
7.67% TELENGANA 25.10.2037	6.86
7.32% RAJASTHAN SGS 24.09.2035	6.76
8.02% TELANGANA 25.05.2026	5.19
8.18%ANDHRA PRADESH SDL 10.04.2035	3.57
8.17%GUJARAT SDL 24.04.2029	3.53
OTHERS	5.19

CORPORATE BONDS	
	% to AUM
OTHERS	0.00
FIXED Deposit	0.00
Total Debt	79.77
Money Market	4.76
Grand Total	100.00



Modified Duration : 3.72

SECTOR ALLOCATION (AS PER NIC 2008) % of AUM	
GOVT SECURITIES	79.72
MUTUAL FUND	3.17
BANKS	2.48
AUTO&ANCIL	2.41
CEMENT	2.14
METALS&MIN	2.00
FINANCE	1.52
POWER	1.38
FMCG	1.38
OIL&GAS	0.97
OTHERS	2.83
TOTAL	100.00



LIFE INSURANCE CORPORATION OF INDIA
Jeevan Plus - Balanced
ULIF003181005LICJVN+BAL512

AS ON	31-03-2026
Inception Date	18 October 2005
NAV	44.0227

Objective of the Fund:
Balanced Income & Growth

AUM (Amount in Crore)		
18.71		
Equity	Money Market & Net Current Assets	Debt
5.10	1.33	12.28

Asset Allocation	
Equity	0.00% to 30.00%
Debt	60.00% to 80.00%
Money Market	0.00% to 20.00%

Fund Manager	Ms. Shraddha S. Vaidya
FUNDS MANAGED	
Total Funds	18
Bond funds	5
Secured	5
Balanced	4
Growth	4

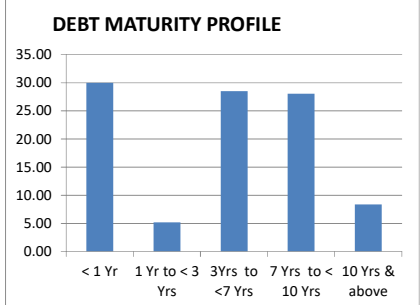
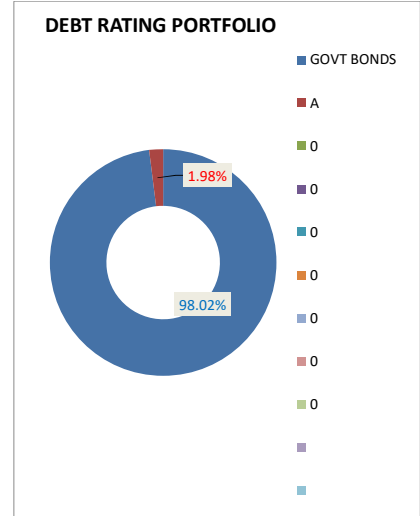
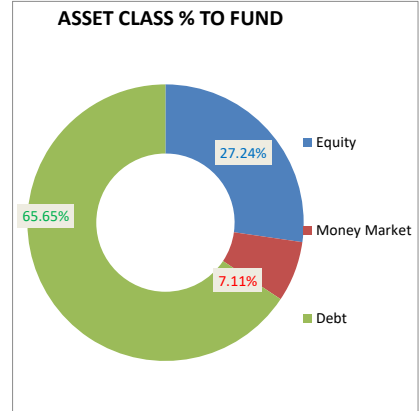
PERFORMANCE		
Period	Bench Mark Returns	Fund Returns
1 Month	-3.87%	-3.85%
6 Months	-1.80%	-1.10%
1 Year	1.83%	2.55%
2 Years	4.59%	5.27%
3 Years	7.65%	7.77%
Since Inception	N.A.	7.51%

BENCHMARK	
INDEX	CRISIL Balancer Debt
CRISIL AAA Long Term Bond Index	-
CRISIL Dynamic Gilt Index	-
CRISIL 10 Year SDL Index	-
Liquid Retail Fund Index	-
S&P BSE 100	-
CRISIL A Medium To Long Term Bond Index	1%
CRISIL A Short Term Bond Index	-
CRISIL AA Long Term Bond Index	-
CRISIL AA- Long Term Bond Index	-
CRISIL AA Short Term Bond Index	-
CRISIL AA+ Medium Term Bond Index	-
CRISIL AA+ Short Term Bond Index	1%
CRISIL AAA Long Term Bond Index	1%
CRISIL AAA Medium Term Bond Index	-
CRISIL AAA Short Term Bond Index	3%
CRISIL Dynamic Gilt Index	-
CRISIL Long Term Gilt Index	9%
CRISIL Medium Term Gilt Index	17%
CRISIL Short Term Gilt	40%
Liquid Retail Fund Index	3%
S&P BSE 200 TR	25%

TOP 10 HOLDINGS	
EQUITY	% to AUM
AXIS BANK LTD.(FORLY.UTI BANK)	2.48
BAJAJ AUTO LTD	2.35
GRASIM INDUSTRIES LTD.	2.33
MARUTI SUZUKI INDIA LIMITED	1.97
H D F C BANK LTD.	1.84
Infosys Ltd	1.76
HINDALCO INDUSTRIES LTD.	1.65
COAL INDIA LIMITED	1.56
KOTAK MAHINDRA BANK LTD.	1.51
STATE BANK OF INDIA	1.36
OTHERS	8.43
Total Equity	27.24

DEBT PORTFOLIO	
GOVT.SECURITIES	% to AUM
8.24% 2027-FEB-15 GOVT OF INDIA	19.10
6.48%GOI 06102035	10.29
7.10% GOI 18.04.2029	6.78
7.62%GOI15.09.2039	5.47
8.15% MAHARASHTRA SDL 16.04.2030	5.47
6.90% BIHAR SGS 16072035	5.09
8.18%ANDHRA PRADESH SDL 10.04.2035	2.77
8.17%GUJARAT SDL 24.04.2029	2.73
7.53% PUDUCHERRY 22.11.2027	2.71
7.22% RAJASTHAN SDL 26.07.2032	2.60
OTHERS	1.34

CORPORATE BONDS	
	% to AUM
Shree Renuka Sugars Limited NCD 2021	1.11
Shree Renuka sugars.	0.19
OTHERS	0.00
FIXED Deposit	0.00
Total Debt	65.65
Money Market	7.11
Grand Total	100.00



Modified Duration : 3.72

SECTOR ALLOCATION (AS PER NIC 2008) % of AUM	
GOVT SECURITIES	64.35
BANKS	7.38
AUTO&ANCIL	4.86
MUTUAL FUND	4.81
METALS&MIN	4.12
COMP-SOFT	3.31
CEMENT	2.35
MANUFACTURING	1.28
FMCG	1.23
OIL&GAS	1.02
OTHERS	5.29
TOTAL	100.00



LIFE INSURANCE CORPORATION OF INDIA

Jeevan Plus - Growth

ULIF004181005LICJVN+GRW512

AS ON	31-03-2026
Inception Date	18 October 2005
NAV	72.0931

Objective of the Fund:
Long Term Capital Growth

AUM (Amount in Crore)		
947.82		
Equity	Money Market & Net Current Assets	Debt
526.77	34.10	386.95

Asset Allocation	
Equity	50.00% to 60.00%
Debt	30.00% to 50.00%
Money Market	0.00% to 20.00%

Fund Manager	Ms. Shraddha S. Vaidya
FUNDS MANAGED	
Total Funds	18
Bond funds	5
Secured	5
Balanced	4
Growth	4


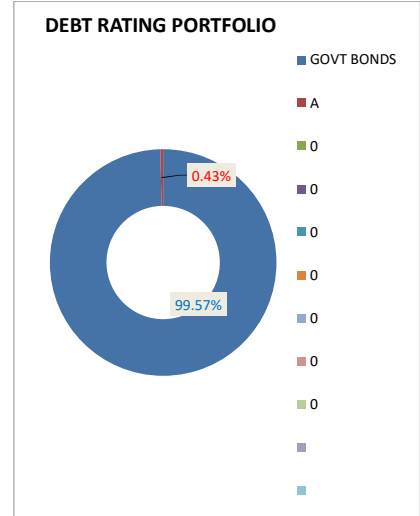
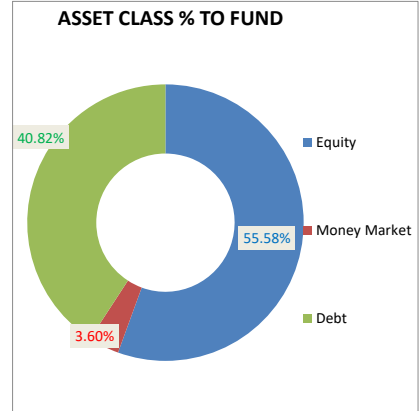
PERFORMANCE		
Period	Bench Mark Returns	Fund Returns
1 Month	-5.10%	-7.86%
6 Months	-3.08%	-3.81%
1 Year	0.78%	-0.15%
2 Years	3.53%	3.13%
3 Years	7.90%	8.14%
Since Inception	N.A.	10.13%

BENCHMARK	
INDEX	CRISIL Balancer Equity
CRISIL AAA Long Term Bond Index	-
CRISIL Dynamic Gilt Index	-
CRISIL 10 Year SDL Index	-
Liquid Retail Fund Index	-
S&P BSE 100	-
CRISIL A Medium To Long Term Bond Index	-
CRISIL A Short Term Bond Index	-
CRISIL AA Long Term Bond Index	-
CRISIL AA- Long Term Bond Index	-
CRISIL AA Short Term Bond Index	-
CRISIL AA+ Medium Term Bond Index	-
CRISIL AA+ Short Term Bond Index	-
CRISIL AAA Long Term Bond Index	-
CRISIL AAA Medium Term Bond Index	2%
CRISIL AAA Short Term Bond Index	-
CRISIL Dynamic Gilt Index	-
CRISIL Long Term Gilt Index	-
CRISIL Medium Term Gilt Index	14%
CRISIL Short Term Gilt	35%
Liquid Retail Fund Index	10%
S&P BSE 200 TR	39%

TOP 10 HOLDINGS	
EQUITY	% to AUM
AXIS BANK LTD.(FORLY.UTI BANK)	5.51
HINDALCO INDUSTRIES LTD.	5.42
STATE BANK OF INDIA	5.08
ULTRATECH CEMENT LTD.	3.51
Infosys Ltd	3.39
TECH MAHINDRA LTD	3.23
OIL & NATURAL GAS CORPN. LTD.	2.90
RELIANCE INDUSTRIES LTD.	2.34
I T C LTD.	2.02
IDBI BANK LTD.	1.84
OTHERS	20.34
Total Equity	55.58

DEBT PORTFOLIO	
GOVT.SECURITIES	% to AUM
7.22% ARUNACHAL PRADESH 12.07.2027	4.60
7.10% GOI 18.04.2029	3.44
6.10% GOI 12.07.2031	3.10
6.90% BIHAR SGS 16072035	2.32
8.15% MAHARASHTRA SDL 16.04.2030	2.16
7.41% GOI 19.12.2036	2.16
7.26% MAHARASHTRA SGS 08102042	1.99
7.60% BIHAR SGS 10.12.2037	1.88
7.53% PUDUCHERRY 22.11.2027	1.60
7.18% GOI 24.07.2037	1.58
OTHERS	15.82

CORPORATE BONDS	
	% to AUM
Shree Renuka Sugars Limited NCD 2021	0.16
Shree Renuka sugars.	0.01
OTHERS	0.00
FIXED Deposit	0.00
Total Debt	40.82
Money Market	3.60
Grand Total	100.00



Modified Duration : 4.69

SECTOR ALLOCATION (AS PER NIC 2008) % of AUM	
GOVT SECURITIES	40.65
BANKS	15.99
COMP-SOFT	9.86
METALS&MIN	5.93
OIL&GAS	5.75
FMCG	4.59
CEMENT	3.94
MUTUAL FUND	3.13
AUTO&ANCIL	2.85
FERTI	2.34
OTHERS	4.97
TOTAL	100.00



LIFE INSURANCE CORPORATION OF INDIA

Gratuity Plus - Bond
ULGF001220606LICGRT+BND512

AS ON 31-03-2026	
Inception Date	22 June 2006
NAV	41.7634

Objective of the Fund:
Low Risk

AUM (Amount in Crore)		
0.46		
Equity	Money Market & Net Current Assets	Debt
0.00	0.03	0.43

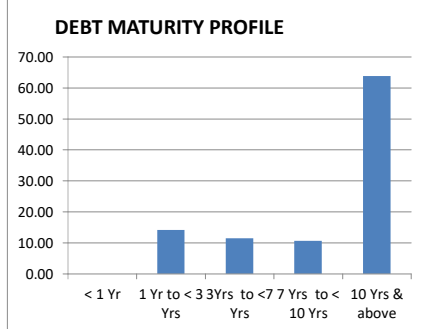
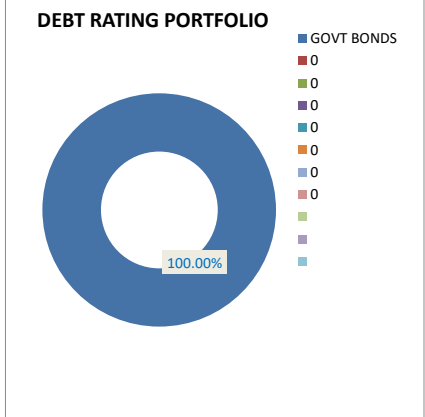
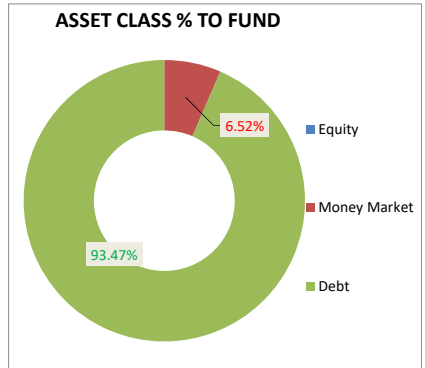
Asset Allocation	
Equity	0.00% to 0.00%
Debt	80.00% to 100.00%
Money Market	0.00% to 20.00%

Fund Manager	Mr. Anil Aggarwal
FUNDS MANAGED	
Total Funds	4
Bond funds	1
Secured	1
Balanced	1
Growth	1

PERFORMANCE		
Period	Bench Mark Returns	Fund Returns
1 Month	-1.01%	-0.78%
6 Months	1.29%	1.40%
1 Year	4.78%	4.08%
2 Years	6.53%	5.99%
3 Years	6.82%	6.34%
Since Inception	N.A.	7.49%

BENCHMARK	
INDEX	CRISIL Preserver (with)
CRISIL AAA Long Term Bond Index	-
CRISIL Dynamic Gilt Index	-
CRISIL 10 Year SDL Index	-
Liquid Retail Fund Index	-
S&P BSE 100	-
CRISIL A Medium To Long Term Bond Index	1%
CRISIL A Short Term Bond Index	-
CRISIL AA Long Term Bond Index	4%
CRISIL AA- Long Term Bond Index	1%
CRISIL AA Short Term Bond Index	-
CRISIL AA+ Medium Term Bond Index	1%
CRISIL AA+ Short Term Bond Index	3%
CRISIL AAA Long Term Bond Index	5%
CRISIL AAA Medium Term Bond Index	1%
CRISIL AAA Short Term Bond Index	4%
CRISIL Dynamic Gilt Index	-
CRISIL Long Term Gilt Index	5%
CRISIL Medium Term Gilt Index	18%
CRISIL Short Term Gilt	55%
Liquid Retail Fund Index	2%
S&P BSE 200 TR	-

TOP 10 HOLDINGS	
DEBT PORTFOLIO	% to AUM
GOVT.SECURITIES	
7.67% UTTARAKHAND SGS 04.03.2041	51.54
8.26% GUJARAT 14.03.2028	13.19
8.44% ANDHRA PRADESH 05.12.2033	5.58
7.70% HIMACHAL PRADESH SGS 25.01.203	4.35
7.63% HIMACHAL PRADESH SGS 14.12.203	4.28
7.49% WEST BENGAL SDL 13.09.2032	4.26
6.98%TAMIL NADU SGS 14.07.2031	4.22
6.97% PUNJAB SDL 11.03.2040	3.88
7.26% GOI 22.08.2032	2.18
OTHERS	0.00
CORPORATE BONDS	
OTHERS	0.00
FIXED Deposit	
OTHERS	0.00
Total Debt	93.48
Money Market	6.52
Grand Total	100.00



Modified Duration : 6.93

SECTOR ALLOCATION (AS PER NIC 2008) % of AUM	
GOVT SECURITIES	94.97
MUTUAL FUND	6.48
POWER	0.00
OTHERS	0.00
FERTI	0.00
OIL&GAS	0.00
TRANS&SHIP	0.00
FMCG	0.00
AUTO&ANCIL	0.00
PHARMA	0.00
OTHERS	-1.45
TOTAL	100.00



LIFE INSURANCE CORPORATION OF INDIA
Gratuity Plus - Income
ULGF002220606LICGRT+INC512

AS ON 31-03-2026	
Inception Date	22 June 2006
NAV	53.8459

Objective of the Fund:
Steady Income

AUM (Amount in Crore)			
0.57			
Equity	Money Market & Net Current Assets	Debt	
0.08	0.04	0.45	

Asset Allocation	
Equity	10.00% to 20.00%
Debt	70.00% to 90.00%
Money Market	0.00% to 20.00%

Fund Manager	Mr. Anil Aggarwal
FUNDs MANAGED	
Total Funds	4
Bond funds	1
Secured	1
Balanced	1
Growth	1

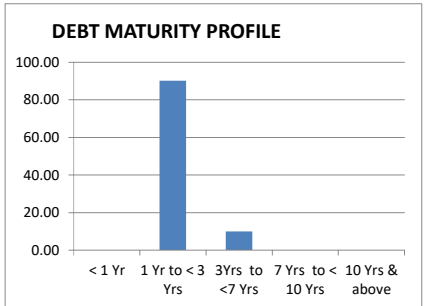
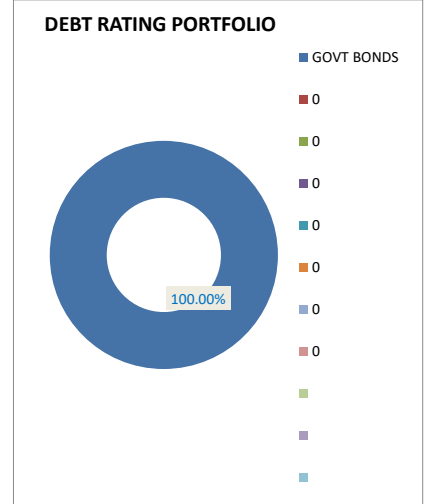
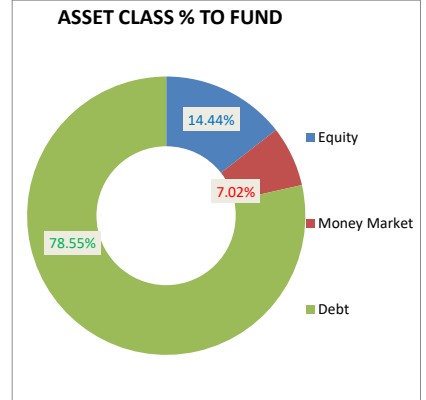
PERFORMANCE		
Period	Bench Mark Returns	Fund Returns
1 Month	-2.24%	-2.54%
6 Months	-0.29%	0.02%
1 Year	2.66%	3.17%
2 Years	5.26%	6.66%
3 Years	6.61%	8.28%
Since Inception	N.A.	8.88%

BENCHMARK	
INDEX	CRISIL Protector (with)
CRISIL AAA Long Term Bond Index	-
CRISIL Dynamic Gilt Index	-
CRISIL 10 Year SDL Index	-
Liquid Retail Fund Index	-
S&P BSE 100	-
CRISIL A Medium To Long Term Bond Index	-
CRISIL A Short Term Bond Index	-
CRISIL AA Long Term Bond Index	-
CRISIL AA- Long Term Bond Index	-
CRISIL AA Short Term Bond Index	-
CRISIL AA+ Medium Term Bond Index	1%
CRISIL AA+ Short Term Bond Index	2%
CRISIL AAA Long Term Bond Index	1%
CRISIL AAA Medium Term Bond Index	-
CRISIL AAA Short Term Bond Index	1%
CRISIL Dynamic Gilt Index	-
CRISIL Long Term Gilt Index	12%
CRISIL Medium Term Gilt Index	38%
CRISIL Short Term Gilt	27%
Liquid Retail Fund Index	10%
S&P BSE 200 TR	8%

TOP 10 HOLDINGS	
EQUITY	% to AUM
HINDALCO INDUSTRIES LTD.	1.40
Bajaj Finance Limited	1.13
HINDUSTAN UNILEVER LTD.	1.09
GRASIM INDUSTRIES LTD.	1.04
COAL INDIA LIMITED	0.99
RELIANCE INDUSTRIES LTD.	0.95
LARSEN & TOUBRO LTD.	0.93
ICICI BANK LTD.	0.85
H D F C BANK LTD.	0.77
ASIAN PAINTS LTD.	0.76
OTHERS	4.53
Total Equity	14.44

DEBT PORTFOLIO	
GOVT.SECURITIES	% to AUM
8.26% GUJARAT 14.03.2028	70.85
7.26% GOI 22.08.2032	7.70
OTHERS	0.00

CORPORATE BONDS	
	% to AUM
OTHERS	0.00
FIXED Deposit	0.00
Total Debt	78.55
Money Market	7.02
Grand Total	100.00



Modified Duration : 2.09

SECTOR ALLOCATION (AS PER NIC 2008) % of AUM	
GOVT SECURITIES	77.49
MUTUAL FUND	7.04
METALS&MIN	3.52
OIL&GAS	1.76
FMCG	1.76
CAPGOODS	1.76
FINANCE	1.76
CEMENT	1.76
POWER	0.00
OTHERS	0.00
OTHERS	3.15
TOTAL	100.00



LIFE INSURANCE CORPORATION OF INDIA
Gratuity Plus - Balanced
ULGF003220606LICGRT+BAL512

AS ON 31-03-2026	
Inception Date	22 June 2006
NAV	51.7449

Objective of the Fund:
Balanced Income & Growth

AUM (Amount in Crore)			
59.19			
Equity	Money Market & Net Current Assets	Debt	
14.55	2.27	42.37	

Asset Allocation	
Equity	20.00% to 30.00%
Debt	60.00% to 80.00%
Money Market	0.00% to 20.00%

Fund Manager	Mr. Anil Aggarwal
FUNDS MANAGED	
Total Funds	4
Bond funds	1
Secured	1
Balanced	1
Growth	1

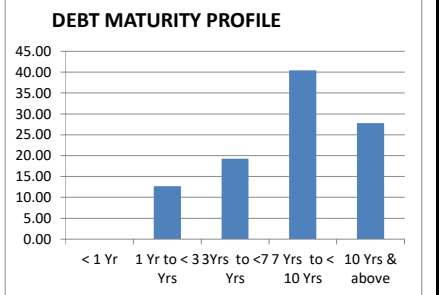
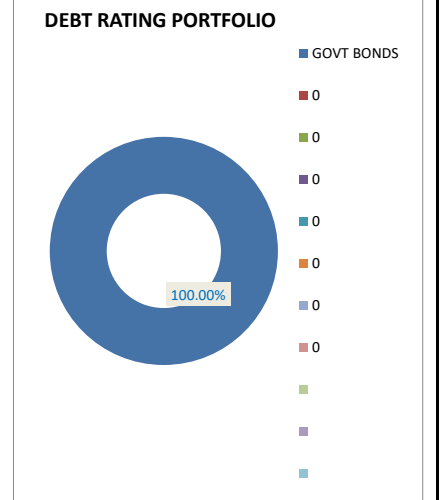
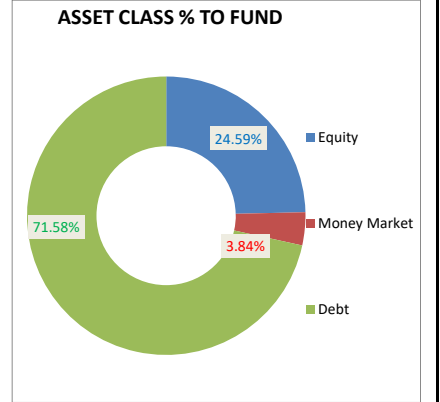
PERFORMANCE		
Period	Bench Mark Returns	Fund Returns
1 Month	-4.48%	-3.29%
6 Months	-2.15%	-0.16%
1 Year	1.83%	2.84%
2 Years	4.63%	5.40%
3 Years	8.37%	8.30%
Since Inception	N.A.	8.66%

BENCHMARK	
INDEX	Cril Gratuity Debt
CRISIL AAA Long Term Bond Index	-
CRISIL Dynamic Gilt Index	-
CRISIL 10 Year SDL Index	-
Liquid Retail Fund Index	-
S&P BSE 100	25%
CRISIL A Medium To Long Term Bond Index	-
CRISIL A Short Term Bond Index	-
CRISIL AA Long Term Bond Index	-
CRISIL AA- Long Term Bond Index	-
CRISIL AA Short Term Bond Index	-
CRISIL AA+ Medium Term Bond Index	-
CRISIL AA+ Short Term Bond Index	-
CRISIL AAA Long Term Bond Index	-
CRISIL AAA Medium Term Bond Index	-
CRISIL AAA Short Term Bond Index	-
CRISIL Dynamic Gilt Index	65%
CRISIL Long Term Gilt Index	-
CRISIL Medium Term Gilt Index	-
CRISIL Short Term Gilt	-
Liquid Retail Fund Index	10%
S&P BSE 200 TR	-

TOP 10 HOLDINGS	
EQUITY	% to AUM
TATA STEEL LTD.	2.14
STATE BANK OF INDIA	1.98
COAL INDIA LIMITED	1.75
HINDUSTAN UNILEVER LTD.	1.60
RELIANCE INDUSTRIES LTD.	1.59
H D F C BANK LTD.	1.57
OIL & NATURAL GAS CORPN. LTD.	1.56
BHARTI AIRTEL LTD.	1.53
Infosys Ltd	1.41
LARSEN & TOUBRO LTD.	1.31
OTHERS	8.15
Total Equity	24.59

DEBT PORTFOLIO	
GOVT.SECURITIES	% to AUM
7.67% UTTARAKHAND SGS 04.03.2041	16.23
6.64% GOI 16.06.2035	9.51
8.44% ANDHRA PRADESH 05.12.2033	8.73
6.10% GOI 12.07.2031	7.65
7.18% GOI 14.08.2033	6.62
8.30% GUJRAT SDL 06.02.2029	5.73
6.98%TAMIL NADU SGS 14.07.2031	4.29
8.26% GUJARAT 14.03.2028	3.31
7.41%PUNJAB SGS 12.06.2034	2.52
7.26%PUNJAB SGS 28082036	1.49
OTHERS	5.50

CORPORATE BONDS	
	% to AUM
OTHERS	0.00
FIXED Deposit	0.00
Total Debt	71.58
Money Market	3.84
Grand Total	100.00



Modified Duration : 5.88

SECTOR ALLOCATION (AS PER NIC 2008) % of AUM	
GOVT SECURITIES	71.59
METALS&MIN	4.19
BANKS	4.09
OIL&GAS	3.24
FMCG	2.99
MUTUAL FUND	2.91
COMP-SOFT	2.26
FERTI	1.81
TELECOM	1.64
PHARMA	1.50
OTHERS	3.78
TOTAL	100.00



LIFE INSURANCE CORPORATION OF INDIA

Gratuity Plus - Growth
ULGF004220606LICGRT+GRW512

AS ON 31-03-2026	
Inception Date	22 June 2006
NAV	58.1694

Objective of the Fund:
Long Term Capital Growth

AUM (Amount in Crore)			
29.40			
Equity	Money Market & Net Current Assets	Debt	
10.09	1.02	18.28	

Asset Allocation	
Equity	30.00% to 40.00%
Debt	50.00% to 70.00%
Money Market	0.00% to 20.00%

Fund Manager	Mr. Anil Aggarwal
FUNDS MANAGED	
Total Funds	4
Bond funds	1
Secured	1
Balanced	1
Growth	1

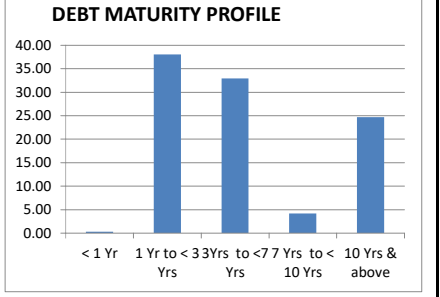
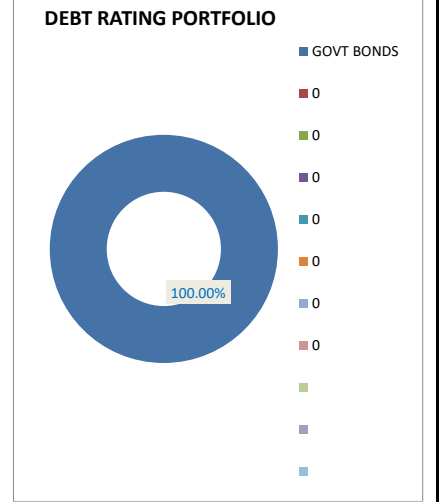
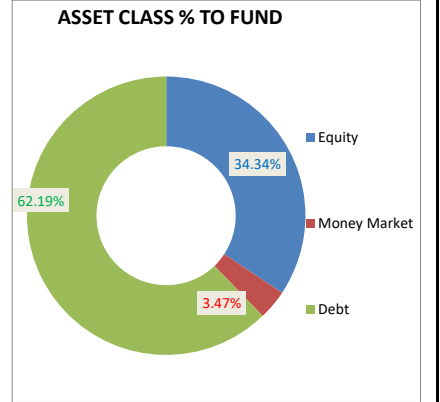
PERFORMANCE		
Period	Bench Mark Returns	Fund Returns
1 Month	-8.91%	-4.60%
6 Months	-6.50%	-1.93%
1 Year	-1.54%	1.40%
2 Years	2.28%	3.71%
3 Years	10.61%	8.60%
Since Inception	N.A.	9.31%

BENCHMARK	
INDEX	CRISIL Magnifier
CRISIL AAA Long Term Bond Index	-
CRISIL Dynamic Gilt Index	-
CRISIL 10 Year SDL Index	-
Liquid Retail Fund Index	-
S&P BSE 100	-
CRISIL A Medium To Long Term Bond Index	-
CRISIL A Short Term Bond Index	1%
CRISIL AA Long Term Bond Index	1%
CRISIL AA- Long Term Bond Index	1%
CRISIL AA Short Term Bond Index	-
CRISIL AA+ Medium Term Bond Index	1%
CRISIL AA+ Short Term Bond Index	1%
CRISIL AAA Long Term Bond Index	1%
CRISIL AAA Medium Term Bond Index	1%
CRISIL AAA Short Term Bond Index	1%
CRISIL Dynamic Gilt Index	-
CRISIL Long Term Gilt Index	1%
CRISIL Medium Term Gilt Index	2%
CRISIL Short Term Gilt	13%
Liquid Retail Fund Index	1%
S&P BSE 200 TR	75%

TOP 10 HOLDINGS	
EQUITY	% to AUM
TATA STEEL LTD.	3.00
RELIANCE INDUSTRIES LTD.	2.74
HINDALCO INDUSTRIES LTD.	2.50
H C L TECHNOLOGIES LTD.	2.42
Infosys Ltd	2.13
ASIAN PAINTS LTD.	1.69
I T C LTD.	1.66
BANK OF BARODA	1.52
HINDUSTAN UNILEVER LTD.	1.47
POWERGRID CORPORATION OF INDIA	1.34
OTHERS	13.87
Total Equity	34.34

DEBT PORTFOLIO	
GOVT.SECURITIES	% to AUM
6.10% GOI 12.07.2031	18.05
8.30% GUJRAT SDL 06.02.2029	16.73
7.67% UTTARAKHAND SGS 04.03.2041	13.69
8.26% GUJARAT 14.03.2028	6.93
7.49% WEST BENGAL SDL 13.09.2032	1.61
7.87% HIMACHAL PRADESH SGS 09.11.2034	0.87
7.88% MADHYA PRADESH SGS 27.10.2033	0.85
7.67% KARNATAKA SGS 16.11.2032	0.81
7.41% GOI 19.12.2036	0.78
7.59% KARNATAKA SGS 07.12.2038	0.66
OTHERS	1.21

CORPORATE BONDS	
	% to AUM
OTHERS	0.00
FIXED Deposit	0.00
Total Debt	62.19
Money Market	3.47
Grand Total	100.00



Modified Duration : 4.70

SECTOR ALLOCATION (AS PER NIC 2008) % of AUM	
GOVT SECURITIES	62.15
COMP-SOFT	6.70
METALS&MIN	6.06
BANKS	5.10
FMCG	3.13
OIL&GAS	2.89
MUTUAL FUND	2.86
AUTO&ANCIL	2.55
FERTI	1.70
POWER	1.53
OTHERS	5.33
TOTAL	100.00



LIFE INSURANCE CORPORATION OF INDIA

Market Plus - Bond
ULIF001050706LICMKT+BND512

AS ON 31-03-2026	
Inception Date	05 July 2006
NAV	47.4558

Objective of the Fund:
Low Risk

AUM (Amount in Crore)			
13.59			
Equity	Money Market & Net Current Assets	Debt	
0.00	0.92	12.68	

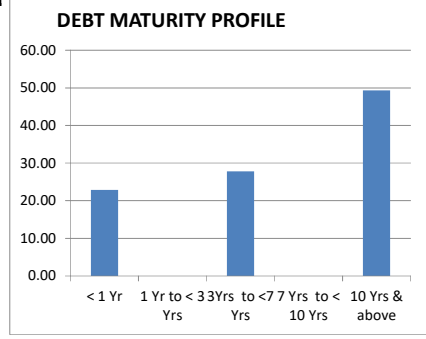
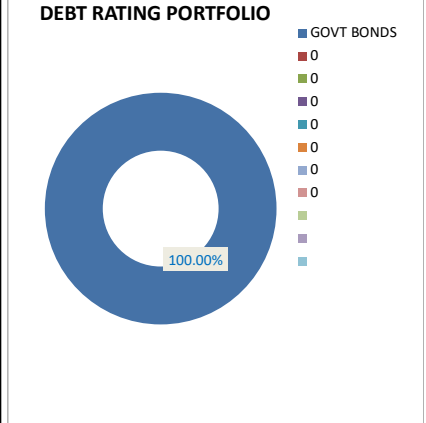
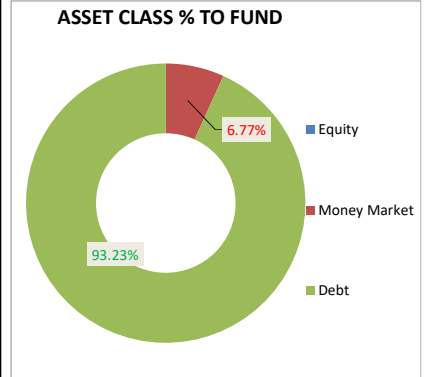
Asset Allocation	
Equity	0.00% to 0.00%
Debt	80.00% to 100.00%
Money Market	0.00% to 20.00%

Fund Manager	Ms. Shubhangi Chogale
FUNDs MANAGED	
Total Funds	15
Bond funds	5
Secured	3
Balanced	3
Growth	4

PERFORMANCE		
Period	Bench Mark Returns	Fund Returns
1 Month	-1.01%	-1.40%
6 Months	1.29%	1.19%
1 Year	4.78%	5.60%
2 Years	6.53%	7.13%
3 Years	6.82%	7.37%
Since Inception	N.A.	8.20%

BENCHMARK	
INDEX	CRISIL Preservo r (with)
CRISIL AAA Long Term Bond Index	-
CRISIL Dynamic Gilt Index	-
CRISIL 10 Year SDL Index	-
Liquid Retail Fund Index	-
S&P BSE 100	-
CRISIL A Medium To Long Term Bond Index	1%
CRISIL A Short Term Bond Index	-
CRISIL AA Long Term Bond Index	4%
CRISIL AA- Long Term Bond Index	1%
CRISIL AA Short Term Bond Index	-
CRISIL AA+ Medium Term Bond Index	1%
CRISIL AA+ Short Term Bond Index	3%
CRISIL AAA Long Term Bond Index	5%
CRISIL AAA Medium Term Bond Index	1%
CRISIL AAA Short Term Bond Index	4%
CRISIL Dynamic Gilt Index	-
CRISIL Long Term Gilt Index	5%
CRISIL Medium Term Gilt Index	18%
CRISIL Short Term Gilt	55%
Liquid Retail Fund Index	2%
S&P BSE 200 TR	-

TOP 10 HOLDINGS	
DEBT PORTFOLIO	% to AUM
GOVT.SECURITIES	
7.54% GOI 23.05.2036	37.81
7.26% GOI 22.08.2032	22.29
7.27%GOI08.04.2026	21.34
7.62%GOI15.09.2039	4.52
7.42% WEST BENGAL SGS 24.09.2036	3.64
7.20% TAMILNADU SDL 27.11.2031	3.62
OTHERS	
	0.00
CORPORATE BONDS	% to AUM
OTHERS	
	0.00
FIXED Deposit	
	0.00
Total Debt	93.23
Money Market	6.77
Grand Total	100.00



Modified Duration : **4.86**

SECTOR ALLOCATION (AS PER NIC 2008) % of AUM	
GOVT SECURITIES	93.15
MUTUAL FUND	5.37
POWER	0.00
OTHERS	0.00
FERTI	0.00
OIL&GAS	0.00
TRANS&SHIP	0.00
FMCG	0.00
AUTO&ANCIL	0.00
PHARMA	0.00
OTHERS	1.48
TOTAL	100.00



LIFE INSURANCE CORPORATION OF INDIA
Market Plus - Secured
ULIF002050706LICMKT+SEC512

AS ON	31-03-2026
Inception Date	05 July 2006
NAV	55.2795

Objective of the Fund:
Steady Income

AUM (Amount in Crore)		
7.18		
Equity	Money Market & Net Current Assets	Debt
1.48	0.50	5.20

Asset Allocation	
Equity	15.00% to 35.00%
Debt	65.00% to 85.00%
Money Market	0.00% to 20.00%

Fund Manager	Ms. Shubhangi Chogale
FUNDS MANAGED	
Total Funds	15
Bond funds	5
Secured	3
Balanced	3
Growth	4

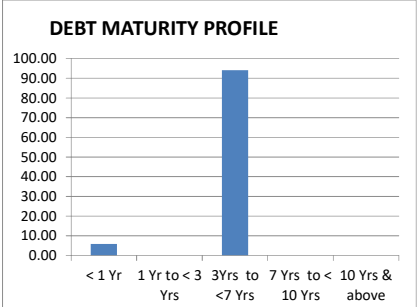
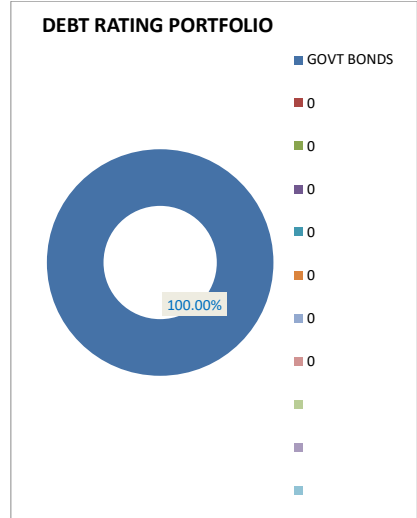
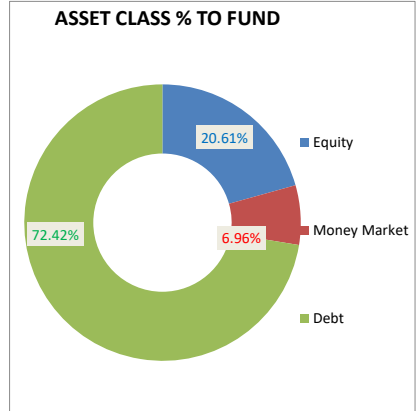
PERFORMANCE		
Period	Bench Mark Returns	Fund Returns
1 Month	-3.87%	-4.29%
6 Months	-1.80%	-1.45%
1 Year	1.83%	2.73%
2 Years	4.59%	5.42%
3 Years	7.65%	7.79%
Since Inception	N.A.	9.04%

BENCHMARK	
INDEX	CRISIL Balancer Debt
CRISIL AAA Long Term Bond Index	-
CRISIL Dynamic Gilt Index	-
CRISIL 10 Year SDL Index	-
Liquid Retail Fund Index	-
S&P BSE 100	-
CRISIL A Medium To Long Term Bond Index	1%
CRISIL A Short Term Bond Index	-
CRISIL AA Long Term Bond Index	-
CRISIL AA- Long Term Bond Index	-
CRISIL AA Short Term Bond Index	-
CRISIL AA+ Medium Term Bond Index	-
CRISIL AA+ Short Term Bond Index	1%
CRISIL AAA Long Term Bond Index	1%
CRISIL AAA Medium Term Bond Index	-
CRISIL AAA Short Term Bond Index	3%
CRISIL Dynamic Gilt Index	-
CRISIL Long Term Gilt Index	9%
CRISIL Medium Term Gilt Index	17%
CRISIL Short Term Gilt	40%
Liquid Retail Fund Index	3%
S&P BSE 200 TR	25%

TOP 10 HOLDINGS	
EQUITY	% to AUM
STATE BANK OF INDIA	1.77
Infosys Ltd	1.74
CIPLA LTD.	1.71
ICICI BANK LTD.	1.51
RELIANCE INDUSTRIES LTD.	1.31
HINDALCO INDUSTRIES LTD.	1.23
TATA CONSULTANCY SERVICES LTD.	1.10
TATA POWER CO. LTD.	1.06
NESTLE INDIA LTD..	0.98
LARSEN & TOUBRO LTD.	0.98
OTHERS	7.22
Total Equity	20.61

DEBT PORTFOLIO	
GOVT. SECURITIES	% to AUM
7.22% RAJASTHAN SDL 26.07.2032	61.08
8.15% MAHARASHTRA SDL 16.04.2030	7.13
8.33 GOI 09072026	4.21
OTHERS	0.00

CORPORATE BONDS	
	% to AUM
OTHERS	0.00
FIXED Deposit	0.00
Total Debt	72.42
Money Market	6.96
Grand Total	100.00



Modified Duration : 4.48

SECTOR ALLOCATION (AS PER NIC 2008) % of AUM	
GOVT SECURITIES	72.31
MUTUAL FUND	7.38
BANKS	5.16
COMP-SOFT	2.93
PHARMA	2.51
FMCG	1.67
AUTO&ANCIL	1.67
CEMENT	1.39
OIL&GAS	1.25
METALS&MIN	1.25
OTHERS	2.48
TOTAL	100.00



LIFE INSURANCE CORPORATION OF INDIA
Market Plus - Balance
ULIF003050706LICMKT+BAL512

AS ON	31-03-2026
Inception Date	05 July 2006
NAV	49.5085

Objective of the Fund:
Balanced Income & Growth

AUM (Amount in Crore)		
50.85		
Equity	Money Market & Net Current Assets	Debt
20.03	2.58	28.24

Asset Allocation	
Equity	30.00% to 50.00%
Debt	50.00% to 70.00%
Money Market	0.00% to 20.00%

Fund Manager	Ms. Shubhangi Chogale
FUNDS MANAGED	
Total Funds	15
Bond funds	5
Secured	3
Balanced	3
Growth	4

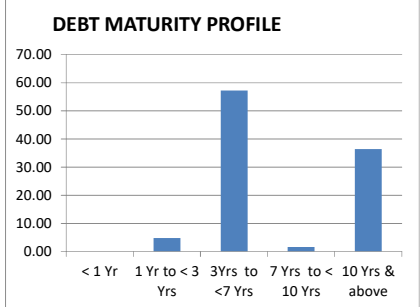
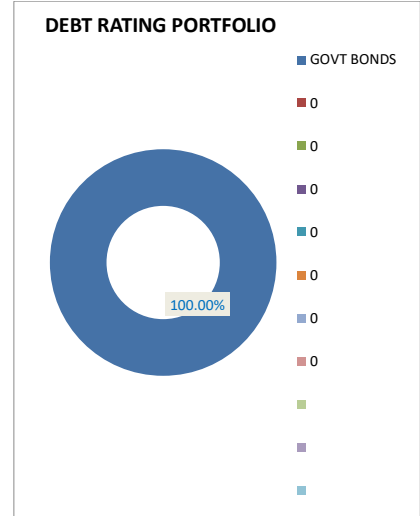
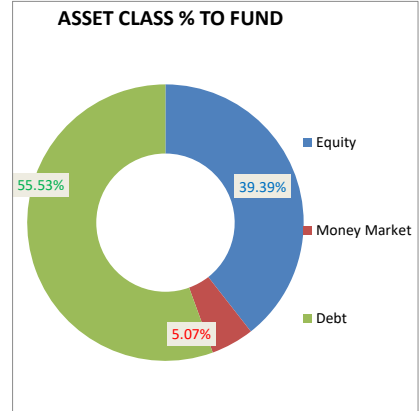
PERFORMANCE		
Period	Bench Mark Returns	Fund Returns
1 Month	-5.82%	-6.07%
6 Months	-3.59%	-5.20%
1 Year	0.52%	-2.68%
2 Years	3.58%	0.83%
3 Years	8.69%	5.37%
Since Inception	N.A.	8.44%

BENCHMARK	
INDEX	CRISIL Balancer Debt
CRISIL AAA Long Term Bond Index	-
CRISIL Dynamic Gilt Index	-
CRISIL 10 Year SDL Index	-
Liquid Retail Fund Index	-
S&P BSE 100	-
CRISIL A Medium To Long Term Bond Index	-
CRISIL A Short Term Bond Index	-
CRISIL AA Long Term Bond Index	-
CRISIL AA- Long Term Bond Index	3%
CRISIL AA Short Term Bond Index	-
CRISIL AA+ Medium Term Bond Index	-
CRISIL AA+ Short Term Bond Index	-
CRISIL AAA Long Term Bond Index	1%
CRISIL AAA Medium Term Bond Index	-
CRISIL AAA Short Term Bond Index	1%
CRISIL Dynamic Gilt Index	-
CRISIL Long Term Gilt Index	-
CRISIL Medium Term Gilt Index	17%
CRISIL Short Term Gilt	31%
Liquid Retail Fund Index	2%
S&P BSE 200 TR	45%

TOP 10 HOLDINGS	
EQUITY	% to AUM
CIPLA LTD.	3.61
RELIANCE INDUSTRIES LTD.	3.57
MARUTI SUZUKI INDIA LIMITED	3.39
LARSEN & TOUBRO LTD.	3.38
HINDUSTAN UNILEVER LTD.	3.23
H D F C BANK LTD.	2.73
Infosys Ltd	2.34
TATA CONSULTANCY SERVICES LTD.	2.02
ASIAN PAINTS LTD.	1.79
I T C LTD.	1.47
OTHERS	11.86
Total Equity	39.39

DEBT PORTFOLIO	
GOVT.SECURITIES	% to AUM
8.15% MAHARASHTRA SDL 16.04.2030	25.14
7.18% GOI 24.07.2037	17.68
7.41% GOI 19.12.2036	2.51
7.26% GOI 22.08.2032	1.99
7.20% TAMILNADU SDL 27.11.2031	1.94
7.62% WEST BENGAL SDL 29.11.2032	1.76
8.34% PUNJAB SDL 02.01.2029	1.61
7.26% GOI 14.01.2029	1.00
7.11% MAHARSHTRA SDL 08.04.2029	0.98
6.63% TAMILNADU SDL 23.12.2035	0.92
OTHERS	0.00

CORPORATE BONDS	
	% to AUM
OTHERS	0.00
FIXED Deposit	0.00
Total Debt	55.53
Money Market	5.07
Grand Total	100.00



Modified Duration : 4.99

SECTOR ALLOCATION (AS PER NIC 2008) % of AUM	
GOVT SECURITIES	55.55
FMCG	6.59
COMP-SOFT	5.76
AUTO&ANCIL	5.05
BANKS	4.60
PHARMA	4.58
MUTUAL FUND	3.60
OIL&GAS	3.56
CAPGOODS	3.38
FERTI	2.71
OTHERS	4.62
TOTAL	100.00



LIFE INSURANCE CORPORATION OF INDIA

Market Plus - Growth
ULIF004050706LICMKT+GRW512

AS ON	31-03-2026
Inception Date	05 July 2006
NAV	35.2236

Objective of the Fund:
Long Term Capital Growth

AUM (Amount in Crore)		
1271.18		
Equity	Money Market & Net Current Assets	Debt
915.08	-31.56	387.66

Asset Allocation	
Equity	60.00% to 80.00%
Debt	20.00% to 40.00%
Money Market	0.00% to 20.00%

Fund Manager	Ms. Shubhangi Chogale
FUNDS MANAGED	
Total Funds	15
Bond funds	5
Secured	3
Balanced	3
Growth	4

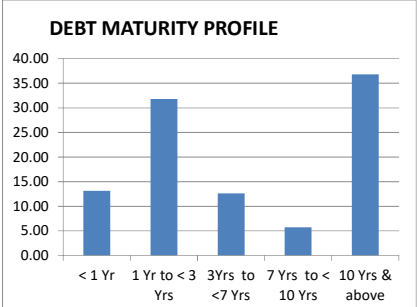
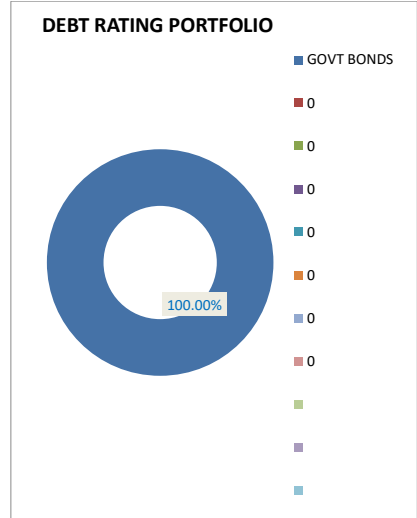
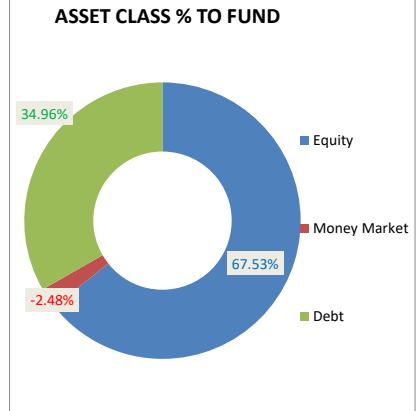
PERFORMANCE		
Period	Bench Mark Returns	Fund Returns
1 Month	-8.96%	-10.44%
6 Months	-6.83%	-7.47%
1 Year	-2.28%	-2.97%
2 Years	1.53%	1.48%
3 Years	9.81%	8.69%
Since Inception	N.A.	6.58%

BENCHMARK	
INDEX	CRISIL Aggressive
CRISIL AAA Long Term Bond Index	-
CRISIL Dynamic Gilt Index	-
CRISIL 10 Year SDL Index	-
Liquid Retail Fund Index	-
S&P BSE 100	-
CRISIL A Medium To Long Term Bond Index	-
CRISIL A Short Term Bond Index	-
CRISIL AA Long Term Bond Index	1%
CRISIL AA- Long Term Bond Index	1%
CRISIL AA Short Term Bond Index	1%
CRISIL AA+ Medium Term Bond Index	1%
CRISIL AA+ Short Term Bond Index	1%
CRISIL AAA Long Term Bond Index	1%
CRISIL AAA Medium Term Bond Index	1%
CRISIL AAA Short Term Bond Index	3%
CRISIL Dynamic Gilt Index	-
CRISIL Long Term Gilt Index	1%
CRISIL Medium Term Gilt Index	4%
CRISIL Short Term Gilt	8%
Liquid Retail Fund Index	2%
S&P BSE 200 TR	75%

TOP 10 HOLDINGS	
EQUITY	% to AUM
DR. REDDY'S LABORATORIES LTD.	5.63
TATA STEEL LTD.	5.28
RELIANCE INDUSTRIES LTD.	4.94
IDBI BANK LTD.	4.82
Infosys Ltd	3.94
MARUTI SUZUKI INDIA LIMITED	3.10
ULTRATECH CEMENT LTD.	2.96
I T C LTD.	2.60
TATA CONSULTANCY SERVICES LTD.	2.51
BHARTI AIRTEL LTD.	2.24
OTHERS	29.51
Total Equity	67.53

DEBT PORTFOLIO	
GOVT.SECURITIES	% to AUM
7.22%UTTARA KHAND 12.07.2027	12.39
7.62%GOI15.09.2039	7.09
7.40% MADHYA PRADESH 09.11.2026	1.67
7.27%GOI08.04.2026	1.65
8.15% MAHARASHTRA SDL 16.04.2030	1.61
7.79% KARNATAKA 03.01.2028	1.59
7.69%GOI 17.06.2043	1.45
7.48% ODISHA SDL 13.09.2032	0.95
8.17%GUJARAT SDL 24.04.2029	0.84
7.18% GOI 24.07.2037	0.79
OTHERS	4.93

CORPORATE BONDS	
	% to AUM
OTHERS	0.00
FIXED Deposit	0.00
Total Debt	34.96
Money Market	-2.48
Grand Total	100.00



Modified Duration : 4.35

SECTOR ALLOCATION (AS PER NIC 2008) % of AUM	
GOVT SECURITIES	30.50
BANKS	10.35
COMP-SOFT	9.49
FMCG	7.15
PHARMA	6.66
METALS&MIN	6.56
OIL&GAS	6.09
AUTO&ANCIL	4.50
MEDIA&ENT	4.46
CEMENT	4.41
OTHERS	9.83
TOTAL	100.00



LIFE INSURANCE CORPORATION OF INDIA

Money Plus - Secured
ULIF002201206LICMNY+SEC512

AS ON	31-03-2026
Inception Date	20 December 2006
NAV	45.3313

Objective of the Fund:
Steady Income

AUM (Amount in Crore)		
10.58		
Equity	Money Market & Net Current Assets	Debt
2.93	0.35	7.30

Asset Allocation	
Equity	15.00% to 35.00%
Debt	65.00% to 85.00%
Money Market	0.00% to 20.00%

Fund Manager	Ms. Shraddha S. Vaidya
FUNDS MANAGED	
Total Funds	18
Bond funds	5
Secured	5
Balanced	4
Growth	4

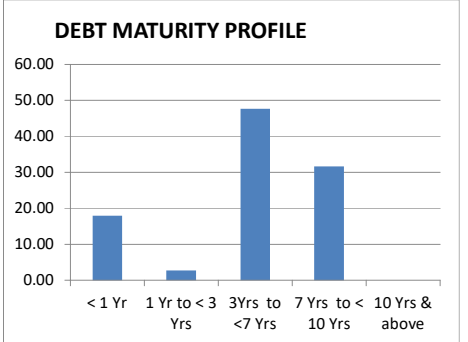
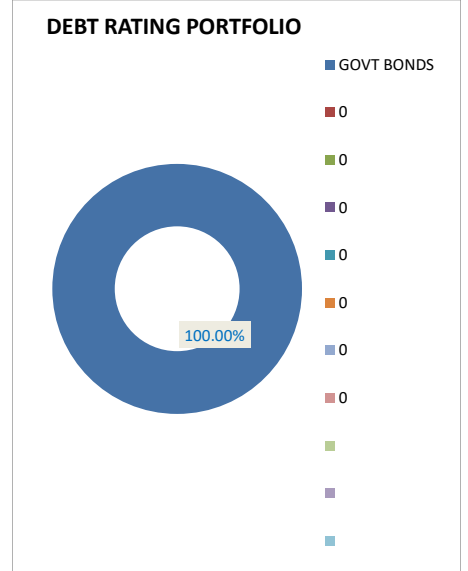
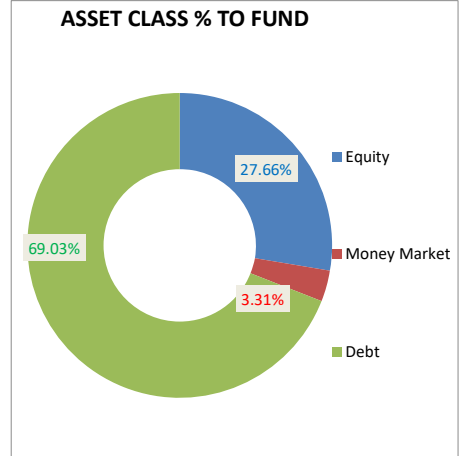
PERFORMANCE		
Period	Bench Mark Returns	Fund Returns
1 Month	-3.87%	-4.48%
6 Months	-1.80%	-0.37%
1 Year	1.83%	4.76%
2 Years	4.59%	5.93%
3 Years	7.65%	8.26%
Since Inception	N.A.	8.15%

BENCHMARK	
INDEX	CRISIL Balancer - Debt
CRISIL AAA Long Term Bond Index	-
CRISIL Dynamic Gilt Index	-
CRISIL 10 Year SDL Index	-
Liquid Retail Fund Index	-
S&P BSE 100	-
CRISIL A Medium To Long Term Bond Index	1%
CRISIL A Short Term Bond Index	-
CRISIL AA Long Term Bond Index	-
CRISIL AA- Long Term Bond Index	-
CRISIL AA Short Term Bond Index	-
CRISIL AA+ Medium Term Bond Index	-
CRISIL AA+ Short Term Bond Index	1%
CRISIL AAA Long Term Bond Index	1%
CRISIL AAA Medium Term Bond Index	-
CRISIL AAA Short Term Bond Index	3%
CRISIL Dynamic Gilt Index	-
CRISIL Long Term Gilt Index	9%
CRISIL Medium Term Gilt Index	17%
CRISIL Short Term Gilt	40%
Liquid Retail Fund Index	3%
S&P BSE 200 TR	25%

TOP 10 HOLDINGS	
EQUITY	% to AUM
SHRIRAM FINANCE LTD	2.47
HINDALCO INDUSTRIES LTD.	2.47
NESTLE INDIA LTD..	2.22
MARUTI SUZUKI INDIA LIMITED	2.15
HINDUSTAN UNILEVER LTD.	1.94
TITAN COMPANY LTD.	1.87
STATE BANK OF INDIA	1.85
RELIANCE INDUSTRIES LTD.	1.78
LARSEN & TOUBRO LTD.	1.68
MAHINDRA & MAHINDRA LTD.	1.68
OTHERS	7.55
Total Equity	27.66

DEBT PORTFOLIO	
GOVT.SECURITIES	% to AUM
7.60% PUNJAB SDL 04.06.2029	30.95
7.11%KARNATAKA SGS 18122035	18.25
7.69% WEST BENGAL SDL 27/07/2026	9.51
8.33 GOI 09072026	2.86
6.90% BIHAR SGS 16072035	2.70
8.17%GUJARAT SDL 24.04.2029	1.93
7.53% PUDUCHERRY 22.11.2027	1.92
6.33% GOI 05052035	0.91
OTHERS	0.00

CORPORATE BONDS	
	% to AUM
OTHERS	0.00
FIXED Deposit	0.00
Total Debt	69.03
Money Market	3.31
Grand Total	100.00



Modified Duration : 3.51

SECTOR ALLOCATION (AS PER NIC 2008) % of AUM	
GOVT SECURITIES	69.01
FMCG	5.20
AUTO&ANCIL	5.01
BANKS	3.50
FINANCE	2.84
METALS&MIN	2.46
PHARMA	2.17
MUTUAL FUND	1.99
MISC	1.89
OIL&GAS	1.80
OTHERS	4.13
TOTAL	100.00



LIFE INSURANCE CORPORATION OF INDIA

Money Plus - Balance
ULIF003201206LICMNY+BAL512

AS ON	31-03-2026
Inception Date	20 December 2006
NAV	50.9769

Objective of the Fund:
Balanced Income & Growth

AUM (Amount in Crore)		
27.48		
Equity	Money Market & Net Current Assets	Debt
11.06	1.21	15.21

Asset Allocation	
Equity	30.00% to 50.00%
Debt	50.00% to 70.00%
Money Market	0.00% to 20.00%

Fund Manager	Ms. Shraddha S. Vaidya
FUNDS MANAGED	
Total Funds	18
Bond funds	5
Secured	5
Balanced	4
Growth	4

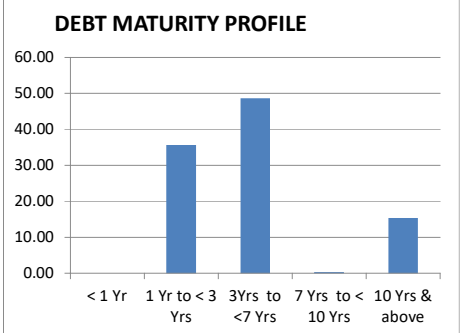
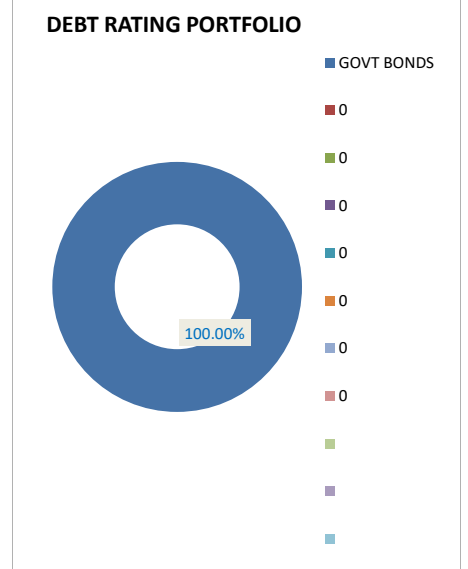
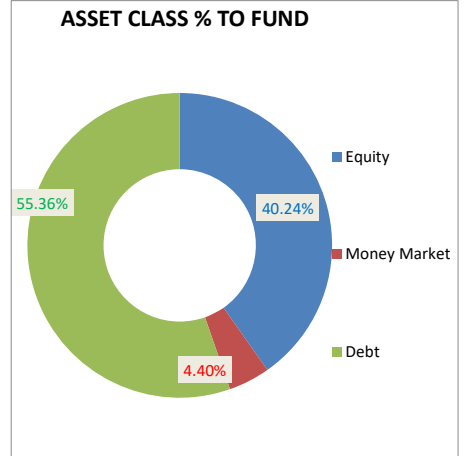
PERFORMANCE		
Period	Bench Mark Returns	Fund Returns
1 Month	-5.82%	-5.98%
6 Months	-3.59%	-2.89%
1 Year	0.52%	2.90%
2 Years	3.58%	5.51%
3 Years	8.69%	9.63%
Since Inception	N.A.	8.81%

BENCHMARK	
INDEX	CRISIL Balancer - Debt
CRISIL AAA Long Term Bond Index	-
CRISIL Dynamic Gilt Index	-
CRISIL 10 Year SDL Index	-
Liquid Retail Fund Index	-
S&P BSE 100	-
CRISIL A Medium To Long Term Bond Index	-
CRISIL A Short Term Bond Index	-
CRISIL AA Long Term Bond Index	-
CRISIL AA- Long Term Bond Index	3%
CRISIL AA Short Term Bond Index	-
CRISIL AA+ Medium Term Bond Index	-
CRISIL AA+ Short Term Bond Index	-
CRISIL AAA Long Term Bond Index	1%
CRISIL AAA Medium Term Bond Index	-
CRISIL AAA Short Term Bond Index	1%
CRISIL Dynamic Gilt Index	-
CRISIL Long Term Gilt Index	-
CRISIL Medium Term Gilt Index	17%
CRISIL Short Term Gilt	31%
Liquid Retail Fund Index	2%
S&P BSE 200 TR	45%

TOP 10 HOLDINGS	
EQUITY	% to AUM
RELIANCE INDUSTRIES LTD.	3.42
NESTLE INDIA LTD..	3.42
STATE BANK OF INDIA	3.39
MARUTI SUZUKI INDIA LIMITED	3.36
HINDUSTAN UNILEVER LTD.	2.99
ICICI BANK LTD.	2.57
BAJAJ AUTO LTD	2.53
H D F C BANK LTD.	2.23
Infosys Ltd	1.89
MAHINDRA & MAHINDRA LTD.	1.88
OTHERS	12.56
Total Equity	40.24

DEBT PORTFOLIO	
GOVT.SECURITIES	% to AUM
7.60% PUNJAB SDL 04.06.2029	14.67
7.53% PUDUCHERRY 22.11.2027	14.21
6.10% GOI 12.07.2031	12.28
7.72% PUNJAB 20.12.2027	3.70
7.18% GOI 24.07.2037	3.64
7.26% MAHARASHTRA SGS 08102042	3.09
7.79% KARNATAKA 03.01.2028	1.84
7.43% MAHARASHTRA SGS 03122040	1.76
6.33% GOI 05052035	0.17
OTHERS	0.00

CORPORATE BONDS	
	% to AUM
OTHERS	0.00
FIXED Deposit	0.00
Total Debt	55.36
Money Market	4.40
Grand Total	100.00



Modified Duration : 3.52

SECTOR ALLOCATION (AS PER NIC 2008) % of AUM	
GOVT SECURITIES	55.31
AUTO&ANCIL	9.28
BANKS	8.99
FMCG	6.44
OIL&GAS	3.68
MUTUAL FUND	2.66
COMP-SOFT	2.47
FINANCE	1.78
PHARMA	1.56
TELECOM	1.31
OTHERS	6.52
TOTAL	100.00



LIFE INSURANCE CORPORATION OF INDIA
Money Plus - Growth
ULIF004201206LICMNY+GRW512

AS ON	31-03-2026
Inception Date	20 December 2006
NAV	34.3423

Objective of the Fund:
Long Term Capital Growth

AUM (Amount in Crore)		
4492.80		
Equity	Money Market & Net Current Assets	Debt
3088.98	213.39	1190.43

Asset Allocation	
Equity	60.00% to 80.00%
Debt	20.00% to 40.00%
Money Market	0.00% to 20.00%

Fund Manager	Ms. Shraddha S. Vaidya
FUNDS MANAGED	
Total Funds	18
Bond funds	5
Secured	5
Balanced	4
Growth	4

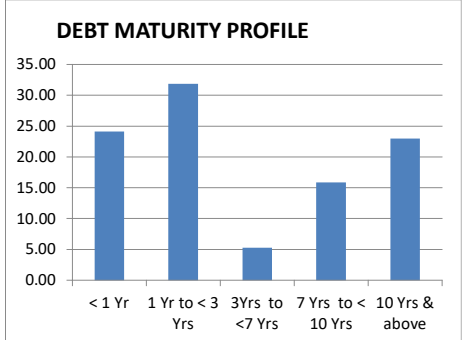
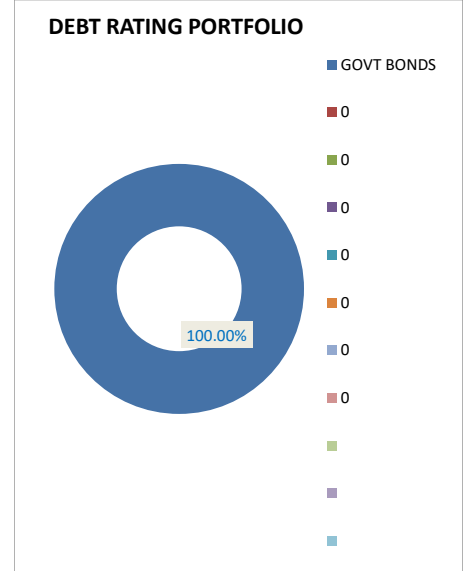
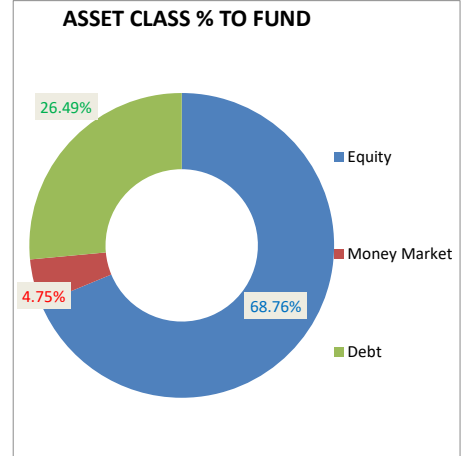
PERFORMANCE		
Period	Bench Mark Returns	Fund Returns
1 Month	-8.96%	-8.41%
6 Months	-6.83%	-6.85%
1 Year	-2.28%	-2.98%
2 Years	1.53%	2.08%
3 Years	9.81%	8.76%
Since Inception	N.A.	6.60%

BENCHMARK	
INDEX	CRISIL Aggressive
CRISIL AAA Long Term Bond Index	-
CRISIL Dynamic Gilt Index	-
CRISIL 10 Year SDL Index	-
Liquid Retail Fund Index	-
S&P BSE 100	-
CRISIL A Medium To Long Term Bond Index	-
CRISIL A Short Term Bond Index	-
CRISIL AA Long Term Bond Index	1%
CRISIL AA- Long Term Bond Index	1%
CRISIL AA Short Term Bond Index	1%
CRISIL AA+ Medium Term Bond Index	1%
CRISIL AA+ Short Term Bond Index	1%
CRISIL AAA Long Term Bond Index	1%
CRISIL AAA Medium Term Bond Index	1%
CRISIL AAA Short Term Bond Index	3%
CRISIL Dynamic Gilt Index	-
CRISIL Long Term Gilt Index	1%
CRISIL Medium Term Gilt Index	4%
CRISIL Short Term Gilt	8%
Liquid Retail Fund Index	2%
S&P BSE 200 TR	75%

TOP 10 HOLDINGS	
EQUITY	% to AUM
ICICI BANK LTD.	6.04
BHARTI AIRTEL LTD.	5.49
RELIANCE INDUSTRIES LTD.	4.65
Infosys Ltd	4.21
LARSEN & TOUBRO LTD.	3.90
H D F C BANK LTD.	3.85
KOTAK MAHINDRA BANK LTD.	3.83
TATA CONSULTANCY SERVICES LTD.	3.11
MARUTI SUZUKI INDIA LIMITED	3.05
TATA POWER CO. LTD.	2.54
OTHERS	28.09
Total Equity	68.76

DEBT PORTFOLIO	
GOVT.SECURITIES	% to AUM
6.68%GOI07072040	4.43
7.69% WEST BENGAL SDL 27/07/2026	4.05
6.79% GOI 15.05.2027	2.02
7.53% SIKKIM 22.11.2027	1.67
6.33% GOI 05052035	1.45
8.33 GOI 09072026	1.34
7.38% GOI 20.06.2027	1.22
7.79% KARNATAKA 03.01.2028	1.17
6.48%GOI 06102035	1.14
7.60% PUNJAB SDL 04.06.2029	1.11
OTHERS	6.89

CORPORATE BONDS	
	% to AUM
OTHERS	0.00
FIXED Deposit	0.00
Total Debt	26.49
Money Market	4.75
Grand Total	100.00



Modified Duration : 3.52

SECTOR ALLOCATION (AS PER NIC 2008) % of AUM	
GOVT SECURITIES	26.50
BANKS	16.59
COMP-SOFT	9.23
AUTO&ANCIL	6.74
TELECOM	5.49
FMCG	5.41
OIL&GAS	5.34
POWER	5.07
CAPGOODS	4.88
MUTUAL FUND	4.64
OTHERS	10.11
TOTAL	100.00



LIFE INSURANCE CORPORATION OF INDIA

**Profit Plus_Bond Fund
ULIF001230807LICPFT+BND512**

AS ON 31-03-2026	
Inception Date	23 August 2007
NAV	42.1243

Objective of the Fund:
Low Risk

AUM (Amount in Crore)		
48.68		
Equity	Money Market & Net Current Assets	Debt
0.00	11.86	36.82

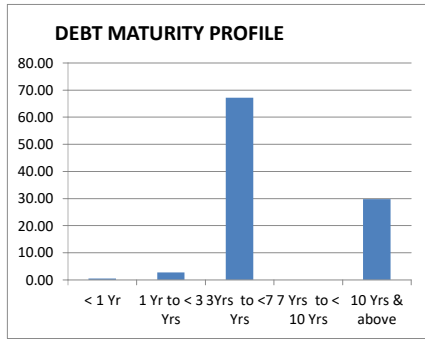
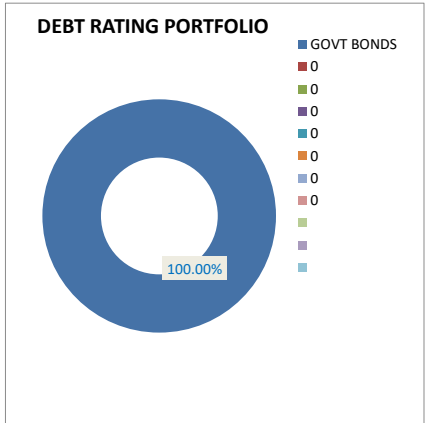
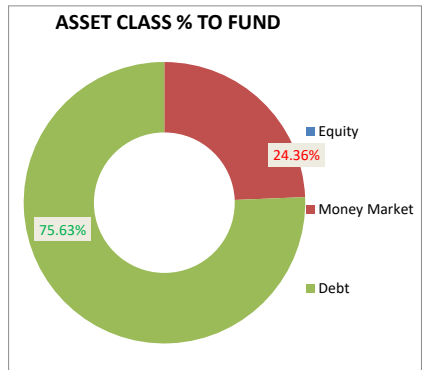
Asset Allocation	
Equity	0.00% to 0.00%
Debt	60.00% to 100.00%
Money Market	0.00% to 40.00%

Fund Manager	Mr. Deepak Rahalkar
FUNDS MANAGED	
Total Funds	15
Bond funds	3
Secured	4
Balanced	3
Growth	5

PERFORMANCE		
Period	Bench Mark Returns	Fund Returns
1 Month	-1.01%	-1.25%
6 Months	1.29%	1.16%
1 Year	4.78%	4.12%
2 Years	6.53%	6.39%
3 Years	6.82%	6.78%
Since Inception	N.A.	8.03%

BENCHMARK	
INDEX	CRISIL Preserver (with)
CRISIL AAA Long Term Bond Index	-
CRISIL Dynamic Gilt Index	-
CRISIL 10 Year SDL Index	-
Liquid Retail Fund Index	-
S&P BSE 100	-
CRISIL A Medium To Long Term Bond Index	1%
CRISIL A Short Term Bond Index	-
CRISIL AA Long Term Bond Index	4%
CRISIL AA- Long Term Bond Index	1%
CRISIL AA Short Term Bond Index	-
CRISIL AA+ Medium Term Bond Index	1%
CRISIL AA+ Short Term Bond Index	3%
CRISIL AAA Long Term Bond Index	5%
CRISIL AAA Medium Term Bond Index	1%
CRISIL AAA Short Term Bond Index	4%
CRISIL Dynamic Gilt Index	-
CRISIL Long Term Gilt Index	5%
CRISIL Medium Term Gilt Index	18%
CRISIL Short Term Gilt	55%
Liquid Retail Fund Index	2%
S&P BSE 200 TR	-

TOP 10 HOLDINGS	
DEBT PORTFOLIO	
	% to AUM
GOVT.SECURITIES	
7.26% GOI 22.08.2032	20.76
6.54% GOI 17.01.2032	20.14
7.18% GOI 24.07.2037	12.31
7.42% WEST BENGAL SGS 24.09.2036	10.15
6.10% GOI 12.07.2031	9.90
7.22% GOA 12.07.2027	2.07
7.69% WEST BENGAL SDL 27/07/2026	0.31
OTHERS	
	0.00
CORPORATE BONDS	
	% to AUM
OTHERS	
	0.00
FIXED Deposit	
	0.00
Total Debt	75.64
Money Market	24.36
Grand Total	100.00



Modified Duration : 5.42

SECTOR ALLOCATION (AS PER NIC 2008) % of AUM	
GOVT SECURITIES	75.61
MUTUAL FUND	9.51
POWER	0.00
OTHERS	0.00
FERTI	0.00
OIL&GAS	0.00
TRANS&SHIP	0.00
FMCG	0.00
AUTO&ANCIL	0.00
PHARMA	0.00
OTHERS	14.88
TOTAL	100.00



LIFE INSURANCE CORPORATION OF INDIA
Profit Plus Secured Fund
ULIF002230807LICPFT+SEC512

AS ON	31-03-2026
Inception Date	23 August 2007
NAV	50.3950

Objective of the Fund:
Steady Income

AUM (Amount in Crore)			
15.77			
Equity	Money Market & Net Current Assets	Debt	
5.59	0.35	9.83	

Asset Allocation	
Equity	15.00% to 55.00%
Debt	45.00% to 85.00%
Money Market	0.00% to 40.00%

Fund Manager	Mr. Deepak Rahalkar
FUNDs MANAGED	
Total Funds	15
Bond funds	3
Secured	4
Balanced	3
Growth	5

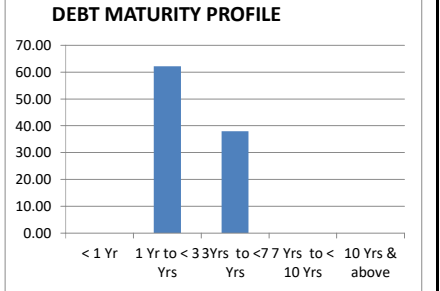
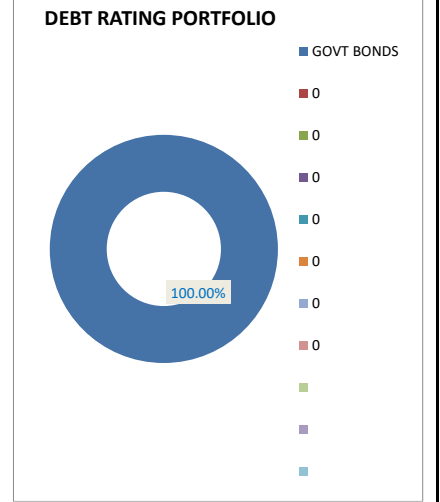
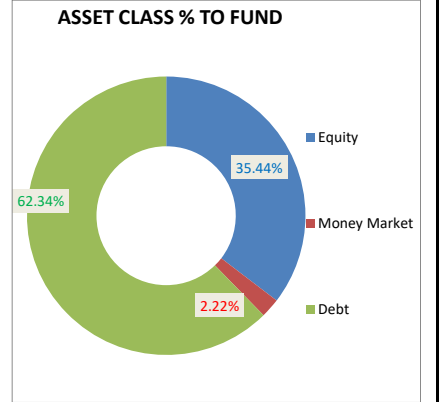
PERFORMANCE		
Period	Bench Mark Returns	Fund Returns
1 Month	-6.08%	-3.91%
6 Months	-3.68%	-1.97%
1 Year	0.80%	1.72%
2 Years	3.99%	5.31%
3 Years	9.46%	9.62%
Since Inception	N.A.	9.08%

BENCHMARK	
INDEX	CRISIL Builder
CRISIL AAA Long Term Bond Index	-
CRISIL Dynamic Gilt Index	-
CRISIL 10 Year SDL Index	-
Liquid Retail Fund Index	-
S&P BSE 100	-
CRISIL A Medium To Long Term Bond Index	1%
CRISIL A Short Term Bond Index	-
CRISIL AA Long Term Bond Index	-
CRISIL AA- Long Term Bond Index	1%
CRISIL AA Short Term Bond Index	-
CRISIL AA+ Medium Term Bond Index	1%
CRISIL AA+ Short Term Bond Index	1%
CRISIL AAA Long Term Bond Index	2%
CRISIL AAA Medium Term Bond Index	1%
CRISIL AAA Short Term Bond Index	5%
CRISIL Dynamic Gilt Index	-
CRISIL Long Term Gilt Index	2%
CRISIL Medium Term Gilt Index	13%
CRISIL Short Term Gilt	23%
Liquid Retail Fund Index	2%
S&P BSE 200 TR	48%

TOP 10 HOLDINGS	
EQUITY	% to AUM
STATE BANK OF INDIA	3.11
TITAN COMPANY LTD.	3.01
RELIANCE INDUSTRIES LTD.	2.98
Infosys Ltd	2.93
CIPLA LTD.	2.33
TECH MAHINDRA LTD	2.32
BHARTI AIRTEL LTD.	2.26
KOTAK MAHINDRA BANK LTD.	2.24
MAHINDRA & MAHINDRA LTD.	1.87
H D F C BANK LTD.	1.86
OTHERS	10.53
Total Equity	35.44

DEBT PORTFOLIO	
GOVT.SECURITIES	% to AUM
7.22%UTTARA KHAND 12.07.2027	30.66
6.54% GOI 17.01.2032	21.76
7.22% GOA 12.07.2027	5.37
7.22% RAJASTHAN SDL 26.07.2032	1.85
7.38% GOI 20.06.2027	1.61
7.22% ARUNACHAL PRADESH 12.07.2027	1.09
OTHERS	0.00

CORPORATE BONDS	
	% to AUM
OTHERS	0.00
FIXED Deposit	0.00
Total Debt	62.34
Money Market	2.22
Grand Total	100.00



Modified Duration : 2.52

SECTOR ALLOCATION (AS PER NIC 2008) % of AUM	
GOVT SECURITIES	62.34
BANKS	8.31
COMP-SOFT	7.74
OIL&GAS	2.98
FMCG	2.98
MISC	2.98
PHARMA	2.35
TELECOM	2.28
AUTO&ANCIL	1.90
CEMENT	1.78
OTHERS	4.36
TOTAL	100.00



LIFE INSURANCE CORPORATION OF INDIA
Profit Plus Balanced Fund
ULIF003230807LICPFT+BAL512

AS ON	31-03-2026
Inception Date	23 August 2007
NAV	54.6014

Objective of the Fund:
Balanced Income & Growth

AUM (Amount in Crore)			
24.60			
Equity	Money Market & Net Current Assets	Debt	
14.03	1.12	9.44	

Asset Allocation	
Equity	30.00% to 70.00%
Debt	30.00% to 70.00%
Money Market	0.00% to 40.00%

Fund Manager	Mr. Deepak Rahalkar
FUNDS MANAGED	
Total Funds	15
Bond funds	3
Secured	4
Balanced	3
Growth	5

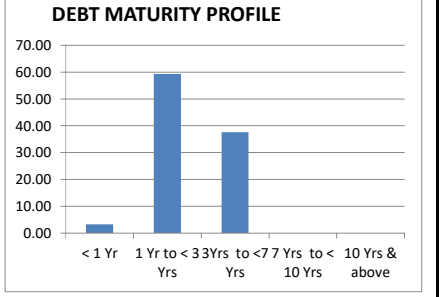
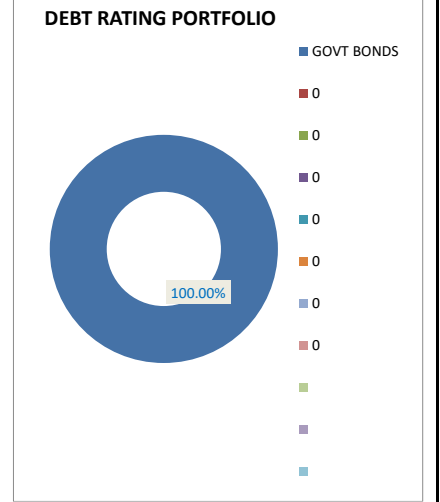
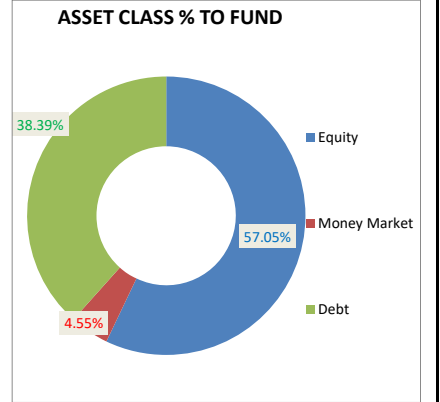
PERFORMANCE		
Period	Bench Mark Returns	Fund Returns
1 Month	-6.45%	-5.96%
6 Months	-4.06%	-4.67%
1 Year	0.41%	-0.67%
2 Years	3.70%	4.80%
3 Years	9.49%	10.04%
Since Inception	N.A.	9.55%

BENCHMARK	
INDEX	CRISIL Creator
CRISIL AAA Long Term Bond Index	-
CRISIL Dynamic Gilt Index	-
CRISIL 10 Year SDL Index	-
Liquid Retail Fund Index	-
S&P BSE 100	-
CRISIL A Medium To Long Term Bond Index	1%
CRISIL A Short Term Bond Index	-
CRISIL AA Long Term Bond Index	2%
CRISIL AA- Long Term Bond Index	1%
CRISIL AA Short Term Bond Index	-
CRISIL AA+ Medium Term Bond Index	1%
CRISIL AA+ Short Term Bond Index	1%
CRISIL AAA Long Term Bond Index	2%
CRISIL AAA Medium Term Bond Index	1%
CRISIL AAA Short Term Bond Index	2%
CRISIL Dynamic Gilt Index	-
CRISIL Long Term Gilt Index	4%
CRISIL Medium Term Gilt Index	8%
CRISIL Short Term Gilt	25%
Liquid Retail Fund Index	1%
S&P BSE 200 TR	51%

TOP 10 HOLDINGS	
EQUITY	% to AUM
DIVI'S LABORATORIES LTD.	4.84
GRASIM INDUSTRIES LTD.	4.83
MAHINDRA & MAHINDRA LTD.	4.80
H D F C BANK LTD.	4.27
TORRENT PHARMA	3.97
Infosys Ltd	3.50
ICICI BANK LTD.	3.43
TATA POWER CO. LTD.	3.23
TATA CONSULTANCY SERVICES LTD.	3.13
I T C LTD.	2.81
OTHERS	18.24
Total Equity	57.05

DEBT PORTFOLIO	
GOVT.SECURITIES	% to AUM
7.22%UTTARA KHAND 12.07.2027	19.66
7.26% GOI 22.08.2032	10.26
7.22% GOA 12.07.2027	3.11
8.15% MAHARASHTRA SDL 16.04.2030	2.50
7.60% PUNJAB SDL 04.06.2029	1.64
7.27%GOI08.04.2026	1.22
OTHERS	0.00

CORPORATE BONDS	
	% to AUM
OTHERS	0.00
FIXED Deposit	0.00
Total Debt	38.39
Money Market	4.55
Grand Total	100.00



Modified Duration : 2.38

SECTOR ALLOCATION (AS PER NIC 2008) % of AUM	
GOVT SECURITIES	38.42
PHARMA	9.07
FMCG	8.70
BANKS	8.29
COMP-SOFT	7.89
AUTO&ANCIL	5.65
CEMENT	4.84
MUTUAL FUND	4.23
POWER	3.25
CAPGOODS	3.13
OTHERS	6.53
TOTAL	100.00



LIFE INSURANCE CORPORATION OF INDIA
Profit Plus Growth Fund
ULIF004230807LICPFT+GRW512

AS ON	31-03-2026
Inception Date	23 August 2007
NAV	35.8510

Objective of the Fund:
Long Term Capital Growth

AUM (Amount in Crore)			
2129.13			
Equity	Money Market & Net Current Assets	Debt	
1541.11	-36.48	624.50	

Asset Allocation	
Equity	40.00% to 80.00%
Debt	20.00% to 40.00%
Money Market	0.00% to 40.00%

Fund Manager	Mr. Deepak Rahalkar
FUNDS MANAGED	
Total Funds	15
Bond funds	3
Secured	4
Balanced	3
Growth	5

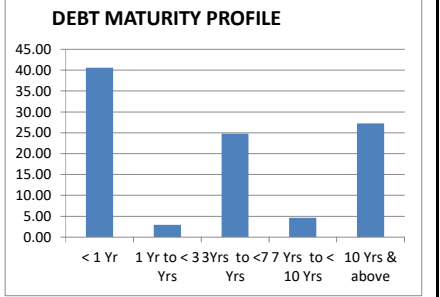
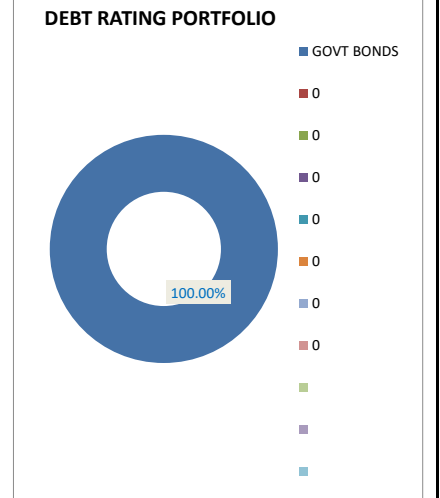
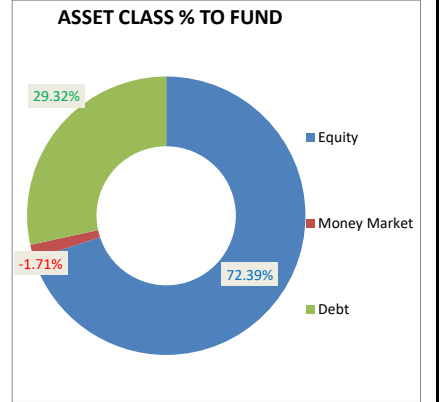
PERFORMANCE		
Period	Bench Mark Returns	Fund Returns
1 Month	-8.91%	-8.20%
6 Months	-6.50%	-4.10%
1 Year	-1.54%	1.70%
2 Years	2.28%	3.71%
3 Years	10.61%	10.94%
Since Inception	N.A.	7.10%

BENCHMARK	
INDEX	CRISIL Magnifier
CRISIL AAA Long Term Bond Index	-
CRISIL Dynamic Gilt Index	-
CRISIL 10 Year SDL Index	-
Liquid Retail Fund Index	-
S&P BSE 100	-
CRISIL A Medium To Long Term Bond Index	-
CRISIL A Short Term Bond Index	1%
CRISIL AA Long Term Bond Index	1%
CRISIL AA- Long Term Bond Index	1%
CRISIL AA Short Term Bond Index	-
CRISIL AA+ Medium Term Bond Index	1%
CRISIL AA+ Short Term Bond Index	1%
CRISIL AAA Long Term Bond Index	1%
CRISIL AAA Medium Term Bond Index	1%
CRISIL AAA Short Term Bond Index	1%
CRISIL Dynamic Gilt Index	-
CRISIL Long Term Gilt Index	1%
CRISIL Medium Term Gilt Index	2%
CRISIL Short Term Gilt	13%
Liquid Retail Fund Index	1%
S&P BSE 200 TR	75%

TOP 10 HOLDINGS	
EQUITY	% to AUM
TATA STEEL LTD.	6.31
HINDALCO INDUSTRIES LTD.	5.90
LARSEN & TOUBRO LTD.	5.76
H D F C BANK LTD.	4.81
RELIANCE INDUSTRIES LTD.	4.22
MAHINDRA & MAHINDRA LTD.	3.33
GRASIM INDUSTRIES LTD.	3.12
TITAN COMPANY LTD.	3.02
I T C LTD.	2.92
BAJAJ AUTO LTD	2.89
OTHERS	30.11
Total Equity	72.39

DEBT PORTFOLIO	
GOVT.SECURITIES	% to AUM
7.27%GOI08.04.2026	10.88
7.18% GOI 24.07.2037	7.98
6.10% GOI 12.07.2031	4.30
7.60% PUNJAB SDL 04.06.2029	1.43
6.54% GOI 17.01.2032	1.17
8.25% ANDHRA PRADESH SDL 16.01.2034	0.74
7.22% ARUNACHAL PRADESH 12.07.2027	0.68
8.00% GUJARAT 20.04.2026	0.63
8.44% ANDHRA PRADESH 05.12.2033	0.62
8.02% TELANGANA 25.05.2026	0.35
OTHERS	0.54

CORPORATE BONDS	
	% to AUM
OTHERS	0.00
FIXED Deposit	0.00
Total Debt	29.32
Money Market	-1.71
Grand Total	100.00



Modified Duration : 3.38

SECTOR ALLOCATION (AS PER NIC 2008) % of AUM	
GOVT SECURITIES	29.33
METALS&MIN	12.21
CAPGOODS	10.91
BANKS	8.70
AUTO&ANCIL	7.29
COMP-SOFT	5.77
FMCG	5.14
CEMENT	5.03
OIL&GAS	4.22
PHARMA	3.78
OTHERS	7.62
TOTAL	100.00



LIFE INSURANCE CORPORATION OF INDIA
Market Plus 1 - Secured
ULIF002170608LICMK1+SEC512

AS ON	31-03-2026
Inception Date	17 June 2008
NAV	35.7567

Objective of the Fund:
Steady Income

AUM (Amount in Crore)		
20.74		
Equity	Money Market & Net Current Assets	Debt
8.05	1.61	11.08

Asset Allocation	
Equity	15.00% to 55.00%
Debt	45.00% to 85.00%
Money Market	0.00% to 40.00%

Fund Manager	Ms. Shubhangi Chogale
FUNDS MANAGED	
Total Funds	15
Bond funds	5
Secured	3
Balanced	3
Growth	4


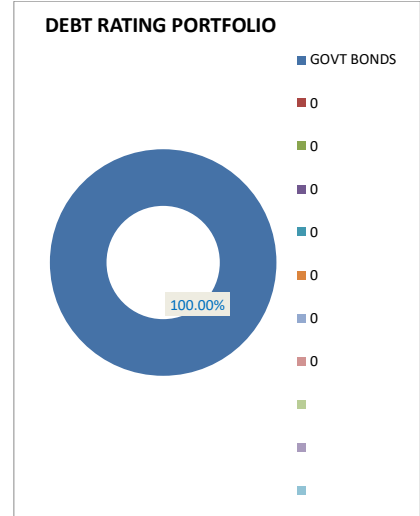
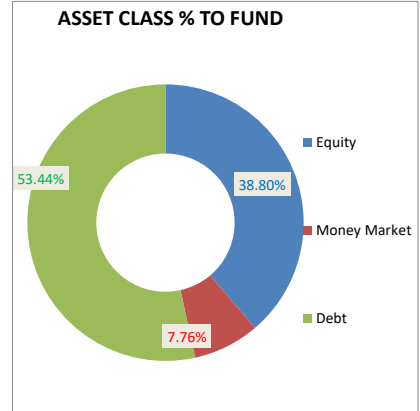
PERFORMANCE		
Period	Bench Mark Returns	Fund Returns
1 Month	-6.08%	-6.05%
6 Months	-3.68%	-2.20%
1 Year	0.80%	1.71%
2 Years	3.99%	5.77%
3 Years	9.46%	10.87%
Since Inception	N.A.	7.42%

BENCHMARK	
INDEX	CRISIL Builder
CRISIL AAA Long Term Bond Index	-
CRISIL Dynamic Gilt Index	-
CRISIL 10 Year SDL Index	-
Liquid Retail Fund Index	-
S&P BSE 100	-
CRISIL A Medium To Long Term Bond Index	1%
CRISIL A Short Term Bond Index	-
CRISIL AA Long Term Bond Index	-
CRISIL AA- Long Term Bond Index	1%
CRISIL AA Short Term Bond Index	-
CRISIL AA+ Medium Term Bond Index	1%
CRISIL AA+ Short Term Bond Index	1%
CRISIL AAA Long Term Bond Index	2%
CRISIL AAA Medium Term Bond Index	1%
CRISIL AAA Short Term Bond Index	5%
CRISIL Dynamic Gilt Index	-
CRISIL Long Term Gilt Index	2%
CRISIL Medium Term Gilt Index	13%
CRISIL Short Term Gilt	23%
Liquid Retail Fund Index	2%
S&P BSE 200 TR	48%

TOP 10 HOLDINGS	
EQUITY	% to AUM
BAJAJ AUTO LTD	3.81
TATA POWER CO. LTD.	3.65
Infosys Ltd	3.62
ICICI BANK LTD.	3.20
TITAN COMPANY LTD.	2.86
TATA STEEL LTD.	2.78
IDBI BANK LTD.	2.62
CIPLA LTD.	2.41
RELIANCE INDUSTRIES LTD.	2.07
BHARTI AIRTEL LTD.	1.76
OTHERS	10.02
Total Equity	38.80

DEBT PORTFOLIO	
GOVT.SECURITIES	% to AUM
6.10% GOI 12.07.2031	18.59
7.38% GOI 20.06.2027	9.82
8.33 GOI 09072026	9.71
7.18% GOI 24.07.2037	7.23
6.33% GOI 05052035	6.95
6.22% GOI 16.03.2035	1.14
OTHERS	0.00

CORPORATE BONDS	
	% to AUM
OTHERS	0.00
FIXED Deposit	0.00
Total Debt	53.44
Money Market	7.76
Grand Total	100.00



Modified Duration : 3.32

SECTOR ALLOCATION (AS PER NIC 2008) % of AUM	
GOVT SECURITIES	53.48
BANKS	7.57
MUTUAL FUND	6.80
METALS&MIN	5.74
COMP-SOFT	4.77
AUTO&ANCIL	4.24
POWER	3.66
MISC	2.85
TELECOM	2.46
PHARMA	2.41
OTHERS	6.02
TOTAL	100.00



LIFE INSURANCE CORPORATION OF INDIA
Market Plus 1 - Balance
ULIF003170608LICMK1+BAL512

AS ON	31-03-2026
Inception Date	17 June 2008
NAV	37.5204

Objective of the Fund:
Balanced Income & Growth

AUM (Amount in Crore)		
50.98		
Equity	Money Market & Net Current Assets	Debt
29.24	2.90	18.85

Asset Allocation	
Equity	30.00% to 70.00%
Debt	30.00% to 70.00%
Money Market	0.00% to 40.00%

Fund Manager	Ms. Shubhangi Chogale
FUNDS MANAGED	
Total Funds	15
Bond funds	5
Secured	3
Balanced	3
Growth	4

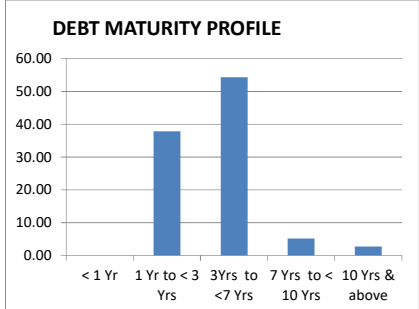
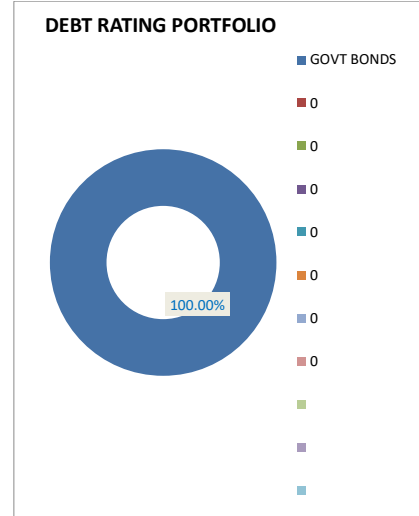
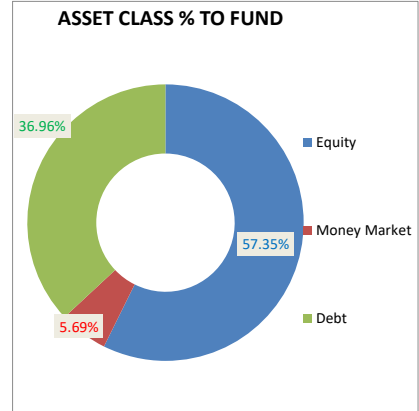
PERFORMANCE		
Period	Bench Mark Returns	Fund Returns
1 Month	-6.45%	-7.72%
6 Months	-4.06%	-4.47%
1 Year	0.41%	1.03%
2 Years	3.70%	4.09%
3 Years	9.49%	10.22%
Since Inception	N.A.	7.71%

BENCHMARK	
INDEX	CRISIL Creator
CRISIL AAA Long Term Bond Index	-
CRISIL Dynamic Gilt Index	-
CRISIL 10 Year SDL Index	-
Liquid Retail Fund Index	-
S&P BSE 100	-
CRISIL A Medium To Long Term Bond Index	1%
CRISIL A Short Term Bond Index	-
CRISIL AA Long Term Bond Index	2%
CRISIL AA- Long Term Bond Index	1%
CRISIL AA Short Term Bond Index	-
CRISIL AA+ Medium Term Bond Index	1%
CRISIL AA+ Short Term Bond Index	1%
CRISIL AAA Long Term Bond Index	2%
CRISIL AAA Medium Term Bond Index	1%
CRISIL AAA Short Term Bond Index	2%
CRISIL Dynamic Gilt Index	-
CRISIL Long Term Gilt Index	4%
CRISIL Medium Term Gilt Index	8%
CRISIL Short Term Gilt	25%
Liquid Retail Fund Index	1%
S&P BSE 200 TR	51%

TOP 10 HOLDINGS	
EQUITY	% to AUM
MARUTI SUZUKI INDIA LIMITED	4.83
BAJAJ AUTO LTD	4.82
Infosys Ltd	4.42
LARSEN & TOUBRO LTD.	3.44
TATA POWER CO. LTD.	2.75
STATE BANK OF INDIA	2.69
RELIANCE INDUSTRIES LTD.	2.64
HINDALCO INDUSTRIES LTD.	2.43
ZYLOG SYSTEMS LIMITED	2.22
H D F C BANK LTD.	2.15
OTHERS	24.96
Total Equity	57.35

DEBT PORTFOLIO	
GOVT.SECURITIES	% to AUM
8.17%GUJARAT SDL 24.04.2029	10.02
8.34% PUNJAB SDL 02.01.2029	6.03
7.38% GOI 20.06.2027	5.99
6.10% GOI 12.07.2031	5.67
7.62% WEST BENGAL SDL 29.11.2032	2.92
7.79% KARNATAKA 03.01.2028	1.98
7.09%KARNATAKA SGS 16.10.2035	1.89
8.24% TELANGANA SDL 28.02.2043	1.01
7.48% ODISHA SDL 13.09.2032	0.97
7.22% RAJASTHAN SDL 26.07.2032	0.48
OTHERS	0.00

CORPORATE BONDS	
OTHERS	% to AUM
OTHERS	0.00
FIXED Deposit	0.00
Total Debt	36.96
Money Market	5.69
Grand Total	100.00



Modified Duration : 3.21

SECTOR ALLOCATION (AS PER NIC 2008) % of AUM	
GOVT SECURITIES	36.92
AUTO&ANCIL	11.10
COMP-SOFT	9.24
BANKS	9.18
MUTUAL FUND	6.92
POWER	4.61
CAPGOODS	4.61
OIL&GAS	3.86
METALS&MIN	3.08
CEMENT	3.04
OTHERS	7.44
TOTAL	100.00



LIFE INSURANCE CORPORATION OF INDIA

Market Plus 1 - Growth
ULIF004170608LICMK1+GRW512

AS ON	31-03-2026
Inception Date	17 June 2008
NAV	47.6130

Objective of the Fund:
Long Term Capital Growth

AUM (Amount in Crore)		
2710.40		
Equity	Money Market & Net Current Assets	Debt
2027.57	-25.76	708.60

Asset Allocation	
Equity	40.00% to 80.00%
Debt	20.00% to 60.00%
Money Market	0.00% to 40.00%

Fund Manager	Ms. Shubhangi Chogale
FUNDS MANAGED	
Total Funds	15
Bond funds	5
Secured	3
Balanced	3
Growth	4


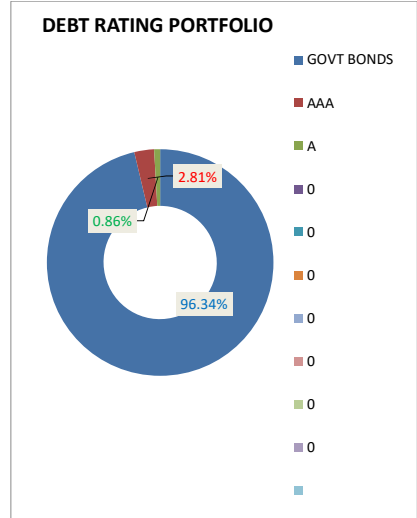
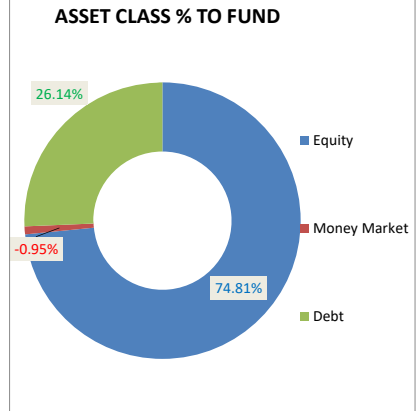
PERFORMANCE		
Period	Bench Mark Returns	Fund Returns
1 Month	-8.91%	-9.48%
6 Months	-6.50%	-5.13%
1 Year	-1.54%	0.74%
2 Years	2.28%	4.18%
3 Years	10.61%	11.52%
Since Inception	N.A.	9.16%

BENCHMARK	
INDEX	CRISIL Magnifier
CRISIL AAA Long Term Bond Index	-
CRISIL Dynamic Gilt Index	-
CRISIL 10 Year SDL Index	-
Liquid Retail Fund Index	-
S&P BSE 100	-
CRISIL A Medium To Long Term Bond Index	-
CRISIL A Short Term Bond Index	1%
CRISIL AA Long Term Bond Index	1%
CRISIL AA- Long Term Bond Index	1%
CRISIL AA Short Term Bond Index	-
CRISIL AA+ Medium Term Bond Index	1%
CRISIL AA+ Short Term Bond Index	1%
CRISIL AAA Long Term Bond Index	1%
CRISIL AAA Medium Term Bond Index	1%
CRISIL AAA Short Term Bond Index	1%
CRISIL Dynamic Gilt Index	-
CRISIL Long Term Gilt Index	1%
CRISIL Medium Term Gilt Index	2%
CRISIL Short Term Gilt	13%
Liquid Retail Fund Index	1%
S&P BSE 200 TR	75%

TOP 10 HOLDINGS	
EQUITY	% to AUM
LARSEN & TOUBRO LTD.	6.46
TATA STEEL LTD.	4.96
RELIANCE INDUSTRIES LTD.	4.44
I T C LTD.	3.18
ASIAN PAINTS LTD.	2.80
BAJAJ AUTO LTD	2.59
Infosys Ltd	2.49
HINDUSTAN UNILEVER LTD.	2.39
TITAN COMPANY LTD.	2.33
TATA POWER CO. LTD.	2.24
OTHERS	40.93
Total Equity	74.81

DEBT PORTFOLIO	
GOVT.SECURITIES	% to AUM
8.34% PUNJAB SDL 02.01.2029	2.76
8.33 GOI 09072026	2.60
8.00% GUJARAT 20.04.2026	2.03
8.30% GUJRAT SDL 06.02.2029	1.92
7.22%UTTARA KHAND 12.07.2027	1.50
7.53% PUDUCHERRY 22.11.2027	1.46
8.15% MAHARASHTRA SDL 16.04.2030	1.13
7.79% KARNATAKA 03.01.2028	1.12
6.54% GOI 17.01.2032	0.90
7.10% GOI 18.04.2029	0.75
OTHERS	9.02

CORPORATE BONDS	
	% to AUM
7.65%BAJAJ FINANCE LTD SEC, REDEEM, NCD 2036 SERIES 290 TR 8	0.73
Shree Renuka Sugars Limited NCD 2021	0.19
Shree Renuka sugars.	0.03
OTHERS	0.00
FIXED Deposit	0.00
Total Debt	26.14
Money Market	-0.95
Grand Total	100.00



Modified Duration : 2.77

SECTOR ALLOCATION (AS PER NIC 2008) % of AUM	
GOVT SECURITIES	25.19
FMCG	9.35
BANKS	9.20
METALS&MIN	9.20
CAPGOODS	8.43
COMP-SOFT	6.65
MISC	4.93
OIL&GAS	4.67
AUTO&ANCIL	4.44
POWER	4.27
OTHERS	13.67
TOTAL	100.00



LIFE INSURANCE CORPORATION OF INDIA

Money Plus 1 - Bond
ULIF001220508LICMY1+BND512

AS ON 31-03-2026	
Inception Date	22 May 2008
NAV	43.9572

Objective of the Fund:
Low Risk

AUM (Amount in Crore)			
6.18			
Equity	Money Market & Net Current Assets	Debt	
0.00	1.26	4.92	

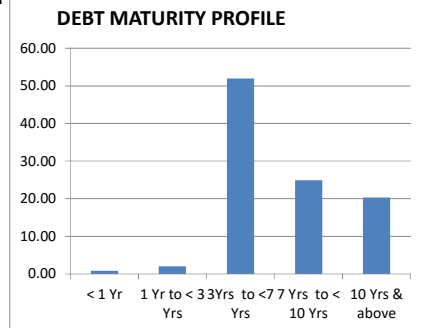
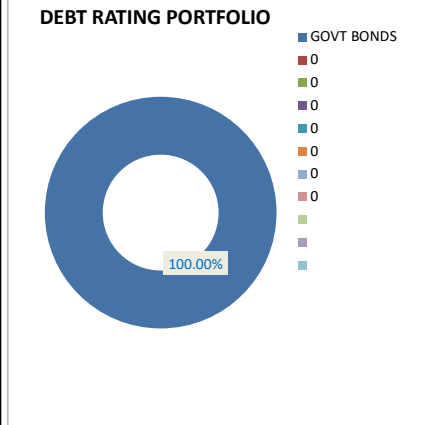
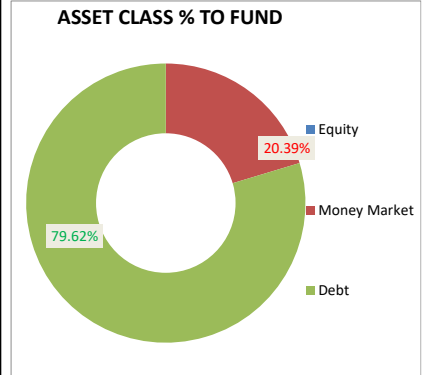
Asset Allocation	
Equity	0.00% to 0.00%
Debt	60.00% to 100.00%
Money Market	0.00% to 40.00%

Fund Manager	Mr. Deepak Rahalkar
FUNDs MANAGED	
Total Funds	15
Bond funds	3
Secured	4
Balanced	3
Growth	5

PERFORMANCE		
Period	Bench Mark Returns	Fund Returns
1 Month	-1.01%	-1.40%
6 Months	1.29%	1.05%
1 Year	4.78%	3.62%
2 Years	6.53%	6.39%
3 Years	6.82%	6.85%
Since Inception	N.A.	8.64%

BENCHMARK	
INDEX	CRISIL Preservo r (with
CRISIL AAA Long Term Bond Index	-
CRISIL Dynamic Gilt Index	-
CRISIL 10 Year SDL Index	-
Liquid Retail Fund Index	-
S&P BSE 100	-
CRISIL A Medium To Long Term Bond Index	1%
CRISIL A Short Term Bond Index	-
CRISIL AA Long Term Bond Index	4%
CRISIL AA- Long Term Bond Index	1%
CRISIL AA Short Term Bond Index	-
CRISIL AA+ Medium Term Bond Index	1%
CRISIL AA+ Short Term Bond Index	3%
CRISIL AAA Long Term Bond Index	5%
CRISIL AAA Medium Term Bond Index	1%
CRISIL AAA Short Term Bond Index	4%
CRISIL Dynamic Gilt Index	-
CRISIL Long Term Gilt Index	5%
CRISIL Medium Term Gilt Index	18%
CRISIL Short Term Gilt	55%
Liquid Retail Fund Index	2%
S&P BSE 200 TR	-

TOP 10 HOLDINGS	
DEBT PORTFOLIO	% to AUM
GOVT.SECURITIES	
7.62% WEST BENGAL SDL 29.11.2032	20.09
7.26% GOI 22.08.2032	17.17
7.18% GOI 24.07.2037	16.17
6.64% GOI 16.06.2035	11.78
7.34% WEST BENGAL SDL 03.07.2034	8.04
7.60% PUNJAB SDL 04.06.2029	4.08
7.79% KARNATAKA 03.01.2028	1.63
7.18% JAMMU&KASHMIR 28.09.2026	0.65
OTHERS	0.00
CORPORATE BONDS	
OTHERS	
FIXED Deposit	
Total Debt	79.61
Money Market	20.39
Grand Total	100.00



Modified Duration : **5.65**

SECTOR ALLOCATION (AS PER NIC 2008) % of AUM	
GOVT SECURITIES	79.64
MUTUAL FUND	3.72
POWER	0.00
OTHERS	0.00
FERTI	0.00
OIL&GAS	0.00
TRANS&SHIP	0.00
FMCG	0.00
AUTO&ANCIL	0.00
PHARMA	0.00
OTHERS	16.64
TOTAL	100.00



LIFE INSURANCE CORPORATION OF INDIA

Money Plus 1 - Secured
ULIF002220508LICMY1+SEC512

AS ON	31-03-2026
Inception Date	22 May 2008
NAV	55.6871

Objective of the Fund:
Steady Income

AUM (Amount in Crore)		
5.90		
Equity	Money Market & Net Current Assets	Debt
2.54	0.26	3.10

Asset Allocation	
Equity	15.00% to 55.00%
Debt	45.00% to 85.00%
Money Market	0.00% to 40.00%

Fund Manager	Mr. Deepak Rahalkar
FUNDS MANAGED	
Total Funds	15
Bond funds	3
Secured	4
Balanced	3
Growth	5


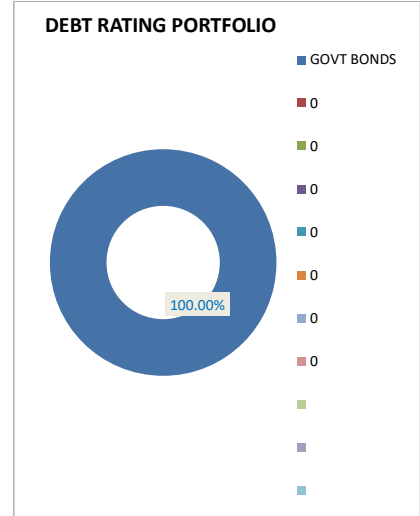
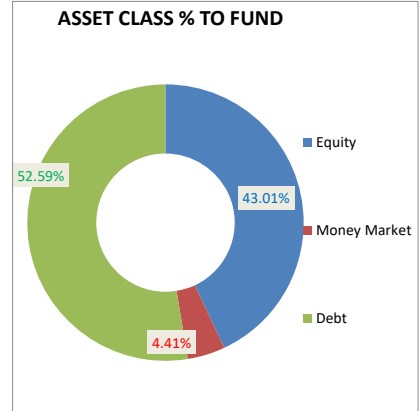
PERFORMANCE		
Period	Bench Mark Returns	Fund Returns
1 Month	-6.08%	-5.96%
6 Months	-3.68%	-3.24%
1 Year	0.80%	1.66%
2 Years	3.99%	3.64%
3 Years	9.46%	9.12%
Since Inception	N.A.	10.09%

BENCHMARK	
INDEX	CRISIL Builder
CRISIL AAA Long Term Bond Index	-
CRISIL Dynamic Gilt Index	-
CRISIL 10 Year SDL Index	-
Liquid Retail Fund Index	-
S&P BSE 100	-
CRISIL A Medium To Long Term Bond Index	1%
CRISIL A Short Term Bond Index	-
CRISIL AA Long Term Bond Index	-
CRISIL AA- Long Term Bond Index	1%
CRISIL AA Short Term Bond Index	-
CRISIL AA+ Medium Term Bond Index	1%
CRISIL AA+ Short Term Bond Index	1%
CRISIL AAA Long Term Bond Index	2%
CRISIL AAA Medium Term Bond Index	1%
CRISIL AAA Short Term Bond Index	5%
CRISIL Dynamic Gilt Index	-
CRISIL Long Term Gilt Index	2%
CRISIL Medium Term Gilt Index	13%
CRISIL Short Term Gilt	23%
Liquid Retail Fund Index	2%
S&P BSE 200 TR	48%

TOP 10 HOLDINGS	
EQUITY	% to AUM
RELIANCE INDUSTRIES LTD.	3.52
HINDUSTAN UNILEVER LTD.	3.48
STATE BANK OF INDIA	3.32
MARUTI SUZUKI INDIA LIMITED	3.13
MAHINDRA & MAHINDRA LTD.	3.00
H D F C BANK LTD.	2.92
Infosys Ltd	2.85
LARSEN & TOUBRO LTD.	2.38
HINDALCO INDUSTRIES LTD.	2.25
TATA CONSULTANCY SERVICES LTD.	2.17
OTHERS	13.99
Total Equity	43.01

DEBT PORTFOLIO	
GOVT.SECURITIES	% to AUM
8.34% PUNJAB SDL 02.01.2029	17.42
7.26% GOI 06.02.2033	8.54
7.18% GOI 24.07.2037	8.46
7.20% TAMILNADU SDL 27.11.2031	7.51
7.34% WEST BENGAL SDL 03.07.2034	6.74
7.22% GOA 12.07.2027	2.05
7.69% WEST BENGAL SDL 27/07/2026	1.19
7.58% RAJASTHAN SDL 09.08.2026.	0.68
OTHERS	0.00

CORPORATE BONDS	
	% to AUM
OTHERS	0.00
FIXED Deposit	0.00
Total Debt	52.59
Money Market	4.41
Grand Total	100.00



Modified Duration : 4.33

SECTOR ALLOCATION (AS PER NIC 2008) % of AUM	
GOVT SECURITIES	52.37
AUTO&ANCIL	9.32
FMCG	7.29
BANKS	7.29
COMP-SOFT	5.25
OIL&GAS	3.56
MUTUAL FUND	3.22
CAPGOODS	2.37
METALS&MIN	2.20
CEMENT	1.69
OTHERS	5.44
TOTAL	100.00



LIFE INSURANCE CORPORATION OF INDIA
Money Plus 1 - Balanced
ULIF003220508LICMY1+BAL512

AS ON	31-03-2026
Inception Date	22 May 2008
NAV	54.3842

Objective of the Fund:
Balanced Income & Growth

AUM (Amount in Crore)		
6.20		
Equity	Money Market & Net Current Assets	Debt
3.75	0.24	2.21

Asset Allocation	
Equity	30.00% to 70.00%
Debt	30.00% to 70.00%
Money Market	0.00% to 40.00%

Fund Manager	Mr. Deepak Rahalkar
FUNDS MANAGED	
Total Funds	15
Bond funds	3
Secured	4
Balanced	3
Growth	5

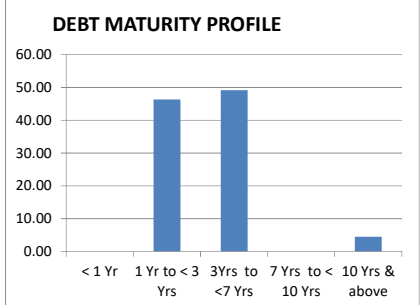
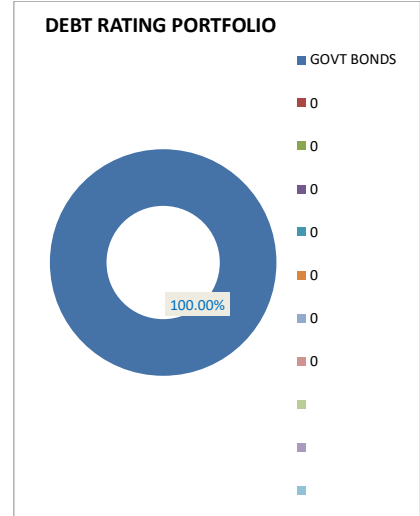
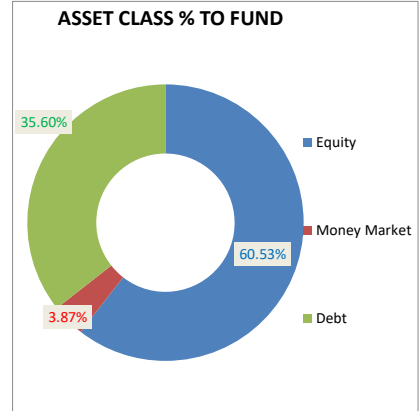
PERFORMANCE		
Period	Bench Mark Returns	Fund Returns
1 Month	-6.45%	-8.29%
6 Months	-4.06%	-3.38%
1 Year	0.41%	1.79%
2 Years	3.70%	3.95%
3 Years	9.49%	10.48%
Since Inception	N.A.	9.94%

BENCHMARK	
INDEX	CRISIL Creator
CRISIL AAA Long Term Bond Index	-
CRISIL Dynamic Gilt Index	-
CRISIL 10 Year SDL Index	-
Liquid Retail Fund Index	-
S&P BSE 100	-
CRISIL A Medium To Long Term Bond Index	1%
CRISIL A Short Term Bond Index	-
CRISIL AA Long Term Bond Index	2%
CRISIL AA- Long Term Bond Index	1%
CRISIL AA Short Term Bond Index	-
CRISIL AA+ Medium Term Bond Index	1%
CRISIL AA+ Short Term Bond Index	1%
CRISIL AAA Long Term Bond Index	2%
CRISIL AAA Medium Term Bond Index	1%
CRISIL AAA Short Term Bond Index	2%
CRISIL Dynamic Gilt Index	-
CRISIL Long Term Gilt Index	4%
CRISIL Medium Term Gilt Index	8%
CRISIL Short Term Gilt	25%
Liquid Retail Fund Index	1%
S&P BSE 200 TR	51%

TOP 10 HOLDINGS	
EQUITY	% to AUM
RELIANCE INDUSTRIES LTD.	5.42
STATE BANK OF INDIA	4.74
DR. REDDY'S LABORATORIES LTD.	4.05
HINDALCO INDUSTRIES LTD.	3.85
NESTLE INDIA LTD..	3.79
HINDUSTAN UNILEVER LTD.	3.31
KOTAK MAHINDRA BANK LTD.	3.28
TITAN COMPANY LTD.	3.19
ICICI BANK LTD.	2.92
BAJAJ AUTO LTD	2.80
OTHERS	23.18
Total Equity	60.53

DEBT PORTFOLIO	
GOVT.SECURITIES	% to AUM
8.34% PUNJAB SDL 02.01.2029	16.50
7.48% ODISHA SDL 13.09.2032	8.75
7.20% TAMILNADU SDL 27.11.2031	8.74
7.18% GOI 24.07.2037	1.61
OTHERS	0.00

CORPORATE BONDS	
OTHERS	% to AUM
OTHERS	0.00
FIXED Deposit	0.00
Total Debt	35.60
Money Market	3.87
Grand Total	100.00



Modified Duration : 3.77

SECTOR ALLOCATION (AS PER NIC 2008) % of AUM	
GOVT SECURITIES	35.47
BANKS	13.54
FMCG	9.51
OIL&GAS	7.74
AUTO&ANCIL	5.32
PHARMA	4.03
METALS&MIN	3.87
COMP-SOFT	3.87
MUTUAL FUND	3.55
MISC	3.22
OTHERS	9.88
TOTAL	100.00



LIFE INSURANCE CORPORATION OF INDIA

Money Plus 1 - Growth
ULIF004220508LICMY1+GRW512

AS ON	31-03-2026
Inception Date	22 May 2008
NAV	55.6018

Objective of the Fund:
Long Term Capital Growth

AUM (Amount in Crore)		
366.33		
Equity	Money Market & Net Current Assets	Debt
278.41	11.87	76.04

Asset Allocation	
Equity	40.00% to 80.00%
Debt	20.00% to 60.00%
Money Market	0.00% to 40.00%

Fund Manager	Mr. Deepak Rahalkar
FUNDS MANAGED	
Total Funds	15
Bond funds	3
Secured	4
Balanced	3
Growth	5

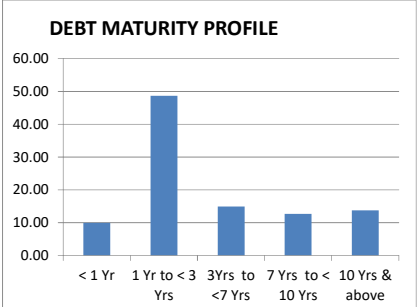
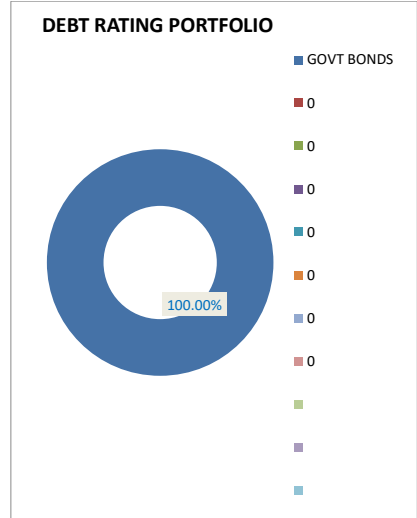
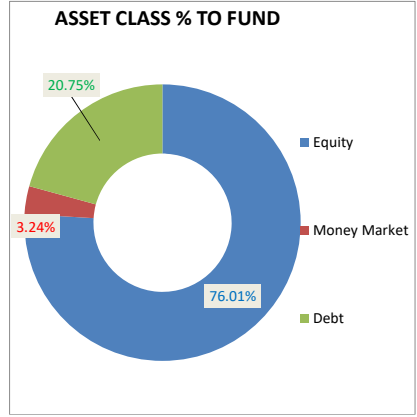
PERFORMANCE		
Period	Bench Mark Returns	Fund Returns
1 Month	-8.91%	-11.08%
6 Months	-6.50%	-9.14%
1 Year	-1.54%	-1.56%
2 Years	2.28%	3.06%
3 Years	10.61%	11.45%
Since Inception	N.A.	10.08%

BENCHMARK	
INDEX	CRISIL Magnifier
CRISIL AAA Long Term Bond Index	-
CRISIL Dynamic Gilt Index	-
CRISIL 10 Year SDL Index	-
Liquid Retail Fund Index	-
S&P BSE 100	-
CRISIL A Medium To Long Term Bond Index	-
CRISIL A Short Term Bond Index	1%
CRISIL AA Long Term Bond Index	1%
CRISIL AA- Long Term Bond Index	1%
CRISIL AA Short Term Bond Index	-
CRISIL AA+ Medium Term Bond Index	1%
CRISIL AA+ Short Term Bond Index	1%
CRISIL AAA Long Term Bond Index	1%
CRISIL AAA Medium Term Bond Index	1%
CRISIL AAA Short Term Bond Index	1%
CRISIL Dynamic Gilt Index	-
CRISIL Long Term Gilt Index	1%
CRISIL Medium Term Gilt Index	2%
CRISIL Short Term Gilt	13%
Liquid Retail Fund Index	1%
S&P BSE 200 TR	75%

TOP 10 HOLDINGS	
EQUITY	% to AUM
MARUTI SUZUKI INDIA LIMITED	5.71
MAHINDRA & MAHINDRA LTD.	5.24
GRASIM INDUSTRIES LTD.	5.21
BAJAJ AUTO LTD	4.79
Bajaj Finance Limited	4.38
ICICI BANK LTD.	4.33
H D F C BANK LTD.	4.25
TATA STEEL LTD.	4.20
RELIANCE INDUSTRIES LTD.	3.50
HINDUSTAN UNILEVER LTD.	3.27
OTHERS	31.13
Total Equity	76.01

DEBT PORTFOLIO	
GOVT.SECURITIES	% to AUM
7.22%UTTARA KHAND 12.07.2027	7.27
7.53% PUDUCHERRY 22.11.2027	2.81
7.12% MH SDL 25-09-2038	2.61
8.00% GUJARAT 20.04.2026	1.50
7.32% RAJASTHAN SGS 24.09.2035	1.34
7.22% RAJASTHAN SDL 26.07.2032	1.33
6.80% ANDHRA PRADESH SGS 02072035	1.29
7.26% GOI 22.08.2032	0.88
7.48% ODISHA SDL 13.09.2032	0.57
7.18% JAMMU&KASHMIR 28.09.2026	0.55
OTHERS	0.60

CORPORATE BONDS	
	% to AUM
OTHERS	0.00
FIXED Deposit	0.00
Total Debt	20.75
Money Market	3.24
Grand Total	100.00



Modified Duration : 3.29

SECTOR ALLOCATION (AS PER NIC 2008) % of AUM	
GOVT SECURITIES	20.75
AUTO&ANCIL	16.55
BANKS	14.30
FMCG	7.77
FINANCE	6.23
COMP-SOFT	5.56
CEMENT	5.21
METALS&MIN	5.10
OIL&GAS	4.30
PHARMA	3.55
OTHERS	10.68
TOTAL	100.00



LIFE INSURANCE CORPORATION OF INDIA

Child Fortune Plus - Secured
ULIF002011108LICHF+SEC512

AS ON 31-03-2026	
Inception Date	01 November 2008
NAV	53.2531

Objective of the Fund:
Steady Income

AUM (Amount in Crore)			
13.75			
Equity	Money Market & Net Current Assets	Debt	
5.93	0.20	7.61	

Asset Allocation	
Equity	15.00% to 55.00%
Debt	45.00% to 85.00%
Money Market	0.00% to 40.00%

Fund Manager	Ms. Supriya Chavan
FUNDS MANAGED	
Total Funds	18
Bond funds	5
Secured	5
Balanced	4
Growth	4

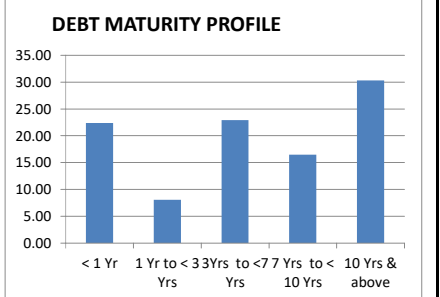
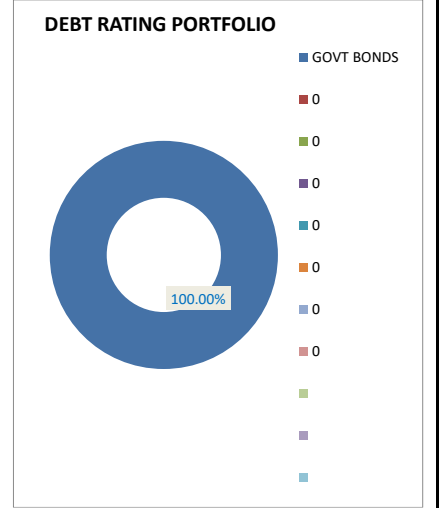
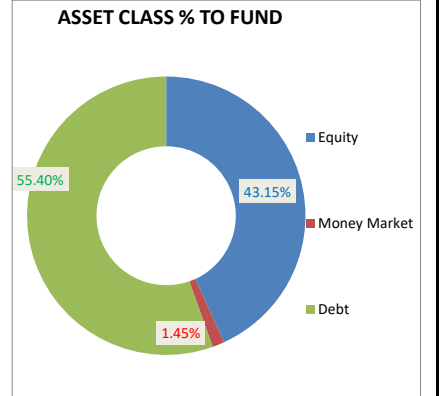
PERFORMANCE		
Period	Bench Mark Returns	Fund Returns
1 Month	-6.08%	-6.14%
6 Months	-3.68%	-1.02%
1 Year	0.80%	2.08%
2 Years	3.99%	3.71%
3 Years	9.46%	8.34%
Since Inception	N.A.	10.08%

BENCHMARK	
INDEX	CRISIL Builder
CRISIL AAA Long Term Bond Index	-
CRISIL Dynamic Gilt Index	-
CRISIL 10 Year SDL Index	-
Liquid Retail Fund Index	-
S&P BSE 100	-
CRISIL A Medium To Long Term Bond Index	1%
CRISIL A Short Term Bond Index	-
CRISIL AA Long Term Bond Index	-
CRISIL AA- Long Term Bond Index	1%
CRISIL AA Short Term Bond Index	-
CRISIL AA+ Medium Term Bond Index	1%
CRISIL AA+ Short Term Bond Index	1%
CRISIL AAA Long Term Bond Index	2%
CRISIL AAA Medium Term Bond Index	1%
CRISIL AAA Short Term Bond Index	5%
CRISIL Dynamic Gilt Index	-
CRISIL Long Term Gilt Index	2%
CRISIL Medium Term Gilt Index	13%
CRISIL Short Term Gilt	23%
Liquid Retail Fund Index	2%
S&P BSE 200 TR	48%

TOP 10 HOLDINGS	
EQUITY	% to AUM
TITAN COMPANY LTD.	3.81
TATA STEEL LTD.	3.80
STATE BANK OF INDIA	3.56
HINDUSTAN UNILEVER LTD.	3.03
LARSEN & TOUBRO LTD.	3.01
RELIANCE INDUSTRIES LTD.	2.74
HINDALCO INDUSTRIES LTD.	2.65
PIDILITE INDUSTRIES LTD..	2.49
H D F C BANK LTD.	2.34
H C L TECHNOLOGIES LTD.	1.95
OTHERS	13.77
Total Equity	43.15

DEBT PORTFOLIO	
GOVT.SECURITIES	% to AUM
7.27%GOI08.04.2026	10.94
7.66%MAHARASHTRA SGS 04032047	9.33
7.41% GOI 19.12.2036	7.43
6.64% GOI 16.06.2035	5.29
8.25% ANDHRA PRADESH SDL 16.01.2034	3.81
8.15% MAHARASHTRA SDL 16.04.2030	3.72
7.62% WEST BENGAL SDL 29.11.2032	2.17
7.20% TAMILNADU SDL 27.11.2031	2.15
7.22% RAJASTHAN SDL 26.07.2032	2.13
8.30% GUJRAT SDL 06.02.2029	1.49
OTHERS	6.94

CORPORATE BONDS	
	% to AUM
OTHERS	0.00
FIXED Deposit	0.00
Total Debt	55.40
Money Market	1.45
Grand Total	100.00



Modified Duration : 4.85

SECTOR ALLOCATION (AS PER NIC 2008) % of AUM	
GOVT SECURITIES	55.27
BANKS	9.45
METALS&MIN	7.71
FMCG	4.87
FERTI	4.22
MISC	3.78
CAPGOODS	2.98
COMP-SOFT	2.84
OIL&GAS	2.76
AUTO&ANCIL	2.33
OTHERS	3.79
TOTAL	100.00



LIFE INSURANCE CORPORATION OF INDIA

Child Fortune Plus - Growth
ULIF004011108LICCHF+GRW512

AS ON	31-03-2026
Inception Date	01 November 2008
NAV	68.4797

Objective of the Fund:
Long Term Capital Growth

AUM (Amount in Crore)			
385.70			
Equity	Money Market & Net Current Assets	Debt	
271.74	2.99	110.97	

Asset Allocation	
Equity	40.00% to 80.00%
Debt	20.00% to 60.00%
Money Market	0.00% to 40.00%

Fund Manager	Ms. Supriya Chavan
FUNDS MANAGED	
Total Funds	18
Bond funds	5
Secured	5
Balanced	4
Growth	4

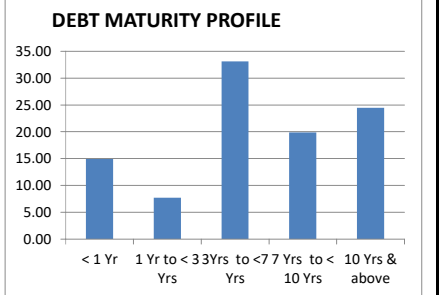
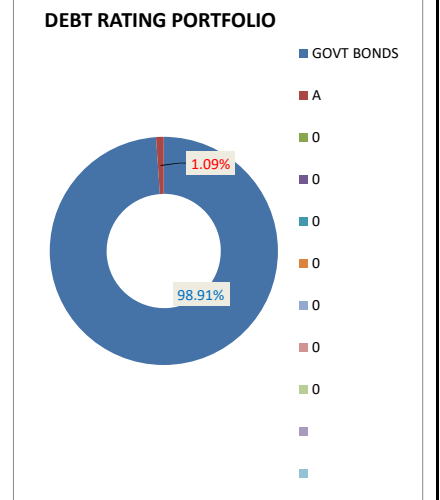
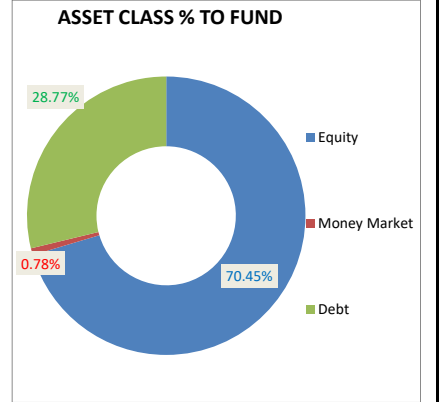
PERFORMANCE		
Period	Bench Mark Returns	Fund Returns
1 Month	-8.91%	-10.05%
6 Months	-6.50%	-4.73%
1 Year	-1.54%	0.94%
2 Years	2.28%	4.69%
3 Years	10.61%	11.67%
Since Inception	N.A.	11.68%

BENCHMARK	
INDEX	CRISIL Magnifier
CRISIL AAA Long Term Bond Index	-
CRISIL Dynamic Gilt Index	-
CRISIL 10 Year SDL Index	-
Liquid Retail Fund Index	-
S&P BSE 100	-
CRISIL A Medium To Long Term Bond Index	-
CRISIL A Short Term Bond Index	1%
CRISIL AA Long Term Bond Index	1%
CRISIL AA- Long Term Bond Index	1%
CRISIL AA Short Term Bond Index	-
CRISIL AA+ Medium Term Bond Index	1%
CRISIL AA+ Short Term Bond Index	1%
CRISIL AAA Long Term Bond Index	1%
CRISIL AAA Medium Term Bond Index	1%
CRISIL AAA Short Term Bond Index	1%
CRISIL Dynamic Gilt Index	-
CRISIL Long Term Gilt Index	1%
CRISIL Medium Term Gilt Index	2%
CRISIL Short Term Gilt	13%
Liquid Retail Fund Index	1%
S&P BSE 200 TR	75%

TOP 10 HOLDINGS	
EQUITY	% to AUM
RELIANCE INDUSTRIES LTD.	6.02
HINDALCO INDUSTRIES LTD.	5.80
LARSEN & TOUBRO LTD.	4.80
MARUTI SUZUKI INDIA LIMITED	4.79
TITAN COMPANY LTD.	3.79
H C L TECHNOLOGIES LTD.	3.48
H D F C BANK LTD.	3.03
N T P C LTD.	2.40
KOTAK MAHINDRA BANK LTD.	2.29
SIEMENS LTD.	2.24
OTHERS	31.81
Total Equity	70.45

DEBT PORTFOLIO	
GOVT.SECURITIES	% to AUM
7.26% GOI 06.02.2033	2.87
7.18% GOI 14.08.2033	2.61
7.22% RAJASTHAN SDL 26.07.2032	2.53
7.04% MAHARASHTRA SGS 25062040	2.40
7.42% WEST BENGAL SGS 24.09.2036	2.05
6.64% GOI 16.06.2035	1.89
7.27% GOI 08.04.2026	1.58
8.24% TELANGANA SDL 28.02.2043	1.33
8.24% 2027-FEB-15 GOVT OF INDIA	1.32
7.10% GOI 18.04.2029	1.32
OTHERS	8.55

CORPORATE BONDS	
	% to AUM
Shree Renuka Sugars Limited NCD 2021	0.27
Shree Renuka sugars.	0.05
OTHERS	0.00
FIXED Deposit	0.00
Total Debt	28.77
Money Market	0.78
Grand Total	100.00



Modified Duration : 4.93

SECTOR ALLOCATION (AS PER NIC 2008) % of AUM	
GOVT SECURITIES	28.45
BANKS	12.92
METALS&MIN	8.74
CAPGOODS	7.56
AUTO&ANCIL	7.31
COMP-SOFT	7.14
OIL&GAS	6.57
FMCG	5.57
POWER	4.75
MISC	3.88
OTHERS	7.11
TOTAL	100.00



LIFE INSURANCE CORPORATION OF INDIA
LICI NIVESH/SIIP Bond Fund
ULIF00124/12/18LICULIPBND512

AS ON 31-03-2026	
Inception Date	02 March 2020
NAV	13.2253

Objective of the Fund:
Low Risk

AUM (Amount in Crore)		
969.87		
Equity	Money Market & Net Current Assets	Debt
0.00	35.05	934.82

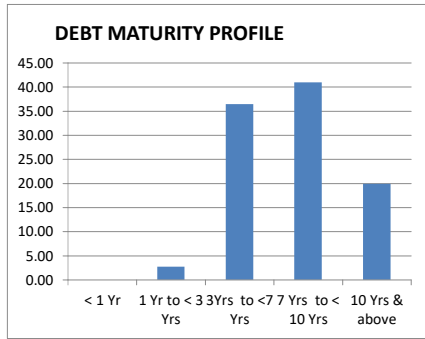
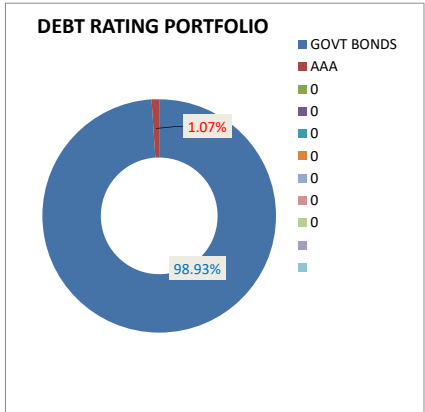
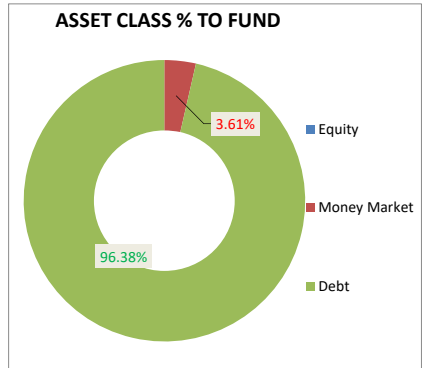
Asset Allocation	
Equity	0.00% to 0.00%
Debt	60.00% to 100.00%
Money Market	0.00% to 40.00%

Fund Manager	Ms. Supriya Chavan
FUNDS MANAGED	
Total Funds	18
Bond funds	5
Secured	5
Balanced	4
Growth	4

PERFORMANCE		
Period	Bench Mark Returns	Fund Returns
1 Month	-1.72%	-1.54%
6 Months	-0.58%	0.42%
1 Year	0.11%	2.20%
2 Years	3.68%	5.33%
3 Years	4.67%	6.05%
Since Inception	3.89%	4.70%

BENCHMARK	
INDEX	CRISIL Nivesh Bond
CRISIL AAA Long Term Bond Index	15%
CRISIL Dynamic Gilt Index	40%
CRISIL 10 Year SDL Index	40%
Liquid Retail Fund Index	5%
S&P BSE 100	0%
CRISIL A Medium To Long Term Bond Index	-
CRISIL A Short Term Bond Index	-
CRISIL AA Long Term Bond Index	-
CRISIL AA- Long Term Bond Index	-
CRISIL AA Short Term Bond Index	-
CRISIL AA+ Medium Term Bond Index	-
CRISIL AA+ Short Term Bond Index	-
CRISIL AAA Long Term Bond Index	-
CRISIL AAA Medium Term Bond Index	-
CRISIL AAA Short Term Bond Index	-
CRISIL Dynamic Gilt Index	-
CRISIL Long Term Gilt Index	-
CRISIL Medium Term Gilt Index	-
CRISIL Short Term Gilt	-
Liquid Retail Fund Index	-
S&P BSE 200 TR	-

TOP 10 HOLDINGS	
DEBT PORTFOLIO	% to AUM
GOVT.SECURITIES	
7.10% GOI 18.04.2029	7.85
6.22% GOI 16.03.2035	7.62
6.64% GOI 16.06.2035	7.10
7.18% GOI 24.07.2037	4.83
7.62% WEST BENGAL SDL 29.11.2032	4.63
6.67% GOI 15.12.2035	4.51
7.20% TAMILNADU SDL 27.11.2031	4.01
6.10% GOI 12.07.2031	3.98
7.22% RAJASTHAN SDL 26.07.2032	3.01
6.84% MAHARASHTRA SDL 12.05.2032	2.47
OTHERS	45.35
CORPORATE BONDS	% to AUM
8% ADITYA BIRLA HOUSING FINANCE LTD NCD SER J1 FY202324	0.52
7.61% ABCL NCD SERIES F1 FY 2025-26 TR	0.25
7.61% ABCL NCD SERIES F1 FY 2025-26	0.25
OTHERS	0.00
FIXED Deposit	0.00
Total Debt	96.39
Money Market	3.61
Grand Total	100.00



Modified Duration : 5.76

SECTOR ALLOCATION (AS PER NIC 2008) % of AUM	
GOVT SECURITIES	95.35
FINANCE	1.03
MUTUAL FUND	0.65
POWER	0.00
OTHERS	0.00
FERTI	0.00
OIL&GAS	0.00
TRANS&SHIP	0.00
FMCG	0.00
AUTO&ANCIL	0.00
OTHERS	2.97
TOTAL	100.00



LIFE INSURANCE CORPORATION OF INDIA
LICI NIVESH/SIIP Secured Fund
ULIF00224/12/18LICULIPSEC512

AS ON	31-03-2026
Inception Date	02 March 2020
NAV	15.8240

Objective of the Fund:
Low To Medium Risk

AUM (Amount in Crore)			
849.35			
Equity	Money Market & Net Current Assets	Debt	
296.34	33.14	519.87	

Asset Allocation	
Equity	15.00% to 55.00%
Debt	45.00% to 85.00%
Money Market	0.00% to 40.00%

Fund Manager	Ms. Supriya Chavan
FUNDS MANAGED	
Total Funds	18
Bond funds	5
Secured	5
Balanced	4
Growth	4

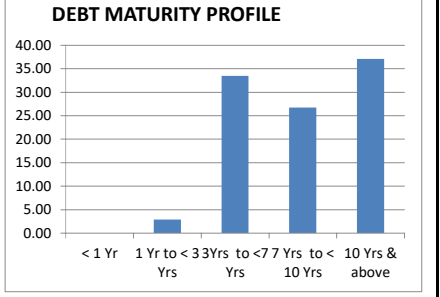
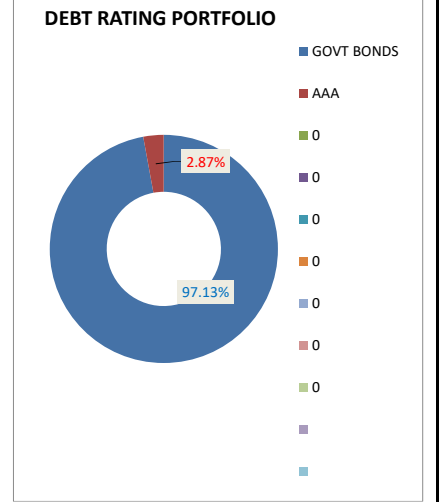
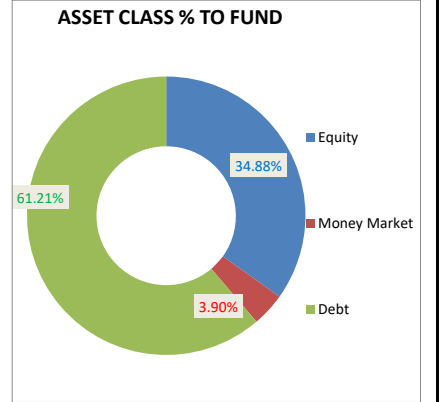
PERFORMANCE		
Period	Bench Mark Returns	Fund Returns
1 Month	-4.70%	-5.90%
6 Months	-3.32%	-3.59%
1 Year	-1.64%	1.17%
2 Years	2.42%	3.59%
3 Years	5.99%	7.35%
Since Inception	6.46%	7.84%

BENCHMARK	
INDEX	CRISIL Nivesh Secured
CRISIL AAA Long Term Bond Index	5%
CRISIL Dynamic Gilt Index	30%
CRISIL 10 Year SDL Index	30%
Liquid Retail Fund Index	5%
S&P BSE 100	30%
CRISIL A Medium To Long Term Bond Index	-
CRISIL A Short Term Bond Index	-
CRISIL AA Long Term Bond Index	-
CRISIL AA- Long Term Bond Index	-
CRISIL AA Short Term Bond Index	-
CRISIL AA+ Medium Term Bond Index	-
CRISIL AA+ Short Term Bond Index	-
CRISIL AAA Long Term Bond Index	-
CRISIL AAA Medium Term Bond Index	-
CRISIL AAA Short Term Bond Index	-
CRISIL Dynamic Gilt Index	-
CRISIL Long Term Gilt Index	-
CRISIL Medium Term Gilt Index	-
CRISIL Short Term Gilt	-
Liquid Retail Fund Index	-
S&P BSE 200 TR	-

TOP 10 HOLDINGS	
EQUITY	% to AUM
RELIANCE INDUSTRIES LTD.	2.85
HINDUSTAN UNILEVER LTD.	2.24
MARUTI SUZUKI INDIA LIMITED	2.16
KOTAK MAHINDRA BANK LTD.	2.03
H D F C BANK LTD.	2.00
ICICI BANK LTD.	1.91
Infosys Ltd	1.77
STATE BANK OF INDIA	1.72
LARSEN & TOUBRO LTD.	1.71
BHARTI AIRTEL LTD.	1.48
OTHERS	15.01
Total Equity	34.88

DEBT PORTFOLIO	
GOVT.SECURITIES	% to AUM
7.10% GOI 18.04.2029	7.77
7.26% MAHARASHTRA SGS 08102042	6.34
6.67% GOI 15.12.2035	4.58
6.10% GOI 12.07.2031	4.54
7.18% GOI 24.07.2037	3.41
6.64% GOI 16.06.2035	3.31
7.48% WEST BENGAL SGS 26112044	2.83
7.26% GOI 22.08.2032	2.38
7.32% RAJASTHAN SGS 24.09.2035	2.31
7.43% MAHARASHTRA SGS 03122040	2.28
OTHERS	19.70

CORPORATE BONDS	
	% to AUM
8% ADITYA BIRLA HOUSING FINANCE LTD NCD SER J1 FY202324	0.60
7.61% ABCL NCD SERIES F1 FY 2025-26 TRAN	0.58
7.61% ABCL NCD SERIES F1 FY 2025-26	0.58
OTHERS	0.00
FIXED Deposit	0.00
Total Debt	61.21
Money Market	3.90
Grand Total	100.00



Modified Duration : 6.24

SECTOR ALLOCATION (AS PER NIC 2008) % of AUM	
GOVT SECURITIES	59.45
BANKS	9.23
FMCG	5.42
COMP-SOFT	3.78
FINANCE	3.32
OIL&GAS	3.03
AUTO&ANCIL	2.91
CAPGOODS	2.84
MUTUAL FUND	2.23
TELECOM	1.48
OTHERS	6.31
TOTAL	100.00



LIFE INSURANCE CORPORATION OF INDIA
LICI NIVESH/SIIP Balanced Fund
ULIF00324/12/18LICULIPBAL512

AS ON 31-03-2026	
Inception Date	02 March 2020
NAV	17.3717

Objective of the Fund:
Medium Risk

AUM (Amount in Crore)			
2537.34			
Equity	Money Market & Net Current Assets	Debt	
1590.41	41.49	905.43	

Asset Allocation	
Equity	30.00% to 70.00%
Debt	30.00% to 70.00%
Money Market	0.00% to 40.00%

Fund Manager	Ms. Supriya Chavan
FUNDS MANAGED	
Total Funds	18
Bond funds	5
Secured	5
Balanced	4
Growth	4

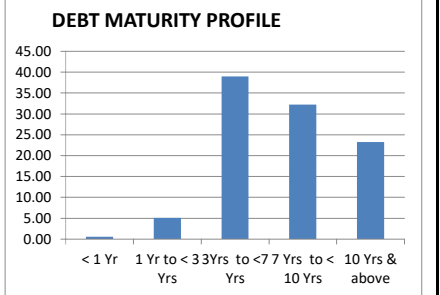
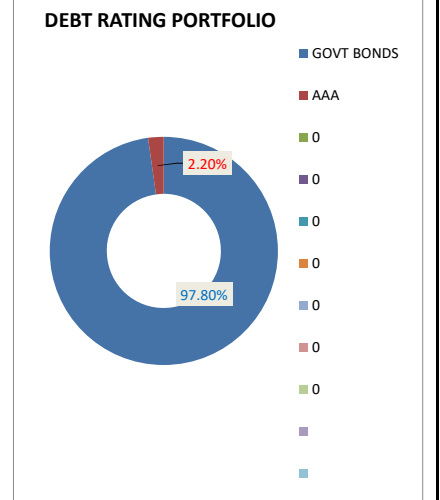
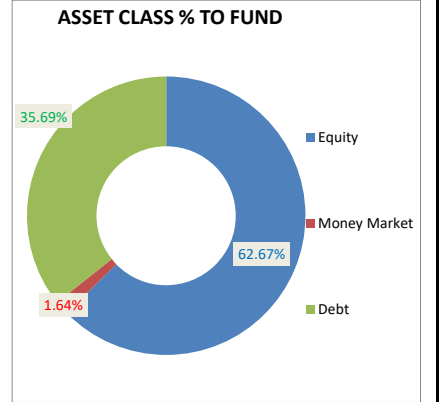
PERFORMANCE		
Period	Bench Mark Returns	Fund Returns
1 Month	-6.14%	-8.16%
6 Months	-4.68%	-6.08%
1 Year	-2.45%	-0.63%
2 Years	1.76%	3.04%
3 Years	6.60%	7.84%
Since Inception	7.67%	9.50%

BENCHMARK	
INDEX	CRISIL Nivesh Balanced
CRISIL AAA Long Term Bond Index	5%
CRISIL Dynamic Gilt Index	23%
CRISIL 10 Year SDL Index	23%
Liquid Retail Fund Index	5%
S&P BSE 100	45%
CRISIL A Medium To Long Term Bond Index	-
CRISIL A Short Term Bond Index	-
CRISIL AA Long Term Bond Index	-
CRISIL AA- Long Term Bond Index	-
CRISIL AA Short Term Bond Index	-
CRISIL AA+ Medium Term Bond Index	-
CRISIL AA+ Short Term Bond Index	-
CRISIL AAA Long Term Bond Index	-
CRISIL AAA Medium Term Bond Index	-
CRISIL AAA Short Term Bond Index	-
CRISIL Dynamic Gilt Index	-
CRISIL Long Term Gilt Index	-
CRISIL Medium Term Gilt Index	-
CRISIL Short Term Gilt	-
Liquid Retail Fund Index	-
S&P BSE 200 TR	-

TOP 10 HOLDINGS	
EQUITY	% to AUM
MARUTI SUZUKI INDIA LIMITED	4.86
RELIANCE INDUSTRIES LTD.	4.23
HINDUSTAN UNILEVER LTD.	3.36
Infosys Ltd	3.09
Bajaj Finance Limited	2.90
H D F C BANK LTD.	2.81
ICICI BANK LTD.	2.71
TATA CONSULTANCY SERVICES LTD.	2.52
BANK OF BARODA	1.94
NESTLE INDIA LTD..	1.94
OTHERS	32.31
Total Equity	62.67

DEBT PORTFOLIO	
GOVT.SECURITIES	% to AUM
7.10% GOI 18.04.2029	6.00
7.18% GOI 24.07.2037	2.46
7.20% TAMILNADU SDL 27.11.2031	2.31
6.10% GOI 12.07.2031	2.28
6.67% GOI 15.12.2035	2.11
6.64% GOI 16.06.2035	2.06
7.26% GOI 22.08.2032	1.59
7.38% GOI 20.06.2027	1.20
7.34% CHATTISGARH SGS 23102040	1.13
6.63% TAMILNADU SDL 23.12.2035	0.85
OTHERS	12.92

CORPORATE BONDS	
	% to AUM
7.61% ABCL NCD SERIES F1 FY 2025-26 TRANCHE II	0.29
7.61% ABCL NCD SERIES F1 FY 2025-26	0.29
8% ADITYA BIRLA HOUSING FINANCE LTD N	0.20
OTHERS	0.00
FIXED Deposit	0.00
Total Debt	35.69
Money Market	1.64
Grand Total	100.00



Modified Duration : 5.54

SECTOR ALLOCATION (AS PER NIC 2008) % of AUM	
GOVT SECURITIES	34.90
BANKS	11.61
COMP-SOFT	8.89
FMCG	8.80
AUTO&ANCIL	7.21
FINANCE	5.08
OIL&GAS	4.58
PHARMA	3.81
FERTI	3.23
POWER	2.81
OTHERS	9.08
TOTAL	100.00



LIFE INSURANCE CORPORATION OF INDIA
LICI NIVESH/SIP Growth Fund
ULIF00424/12/18LICULIPGRW512

AS ON	31-03-2026
Inception Date	02 March 2020
NAV	20.2865

Objective of the Fund:
High Risk

AUM (Amount in Crore)		
29244.69		
Equity	Money Market & Net Current Assets	Debt
21013.19	1757.48	6474.02

Asset Allocation	
Equity	40.00% to 80.00%
Debt	20.00% to 60.00%
Money Market	0.00% to 40.00%

Fund Manager	Ms. Supriya Chavan
FUNDS MANAGED	
Total Funds	18
Bond funds	5
Secured	5
Balanced	4
Growth	4

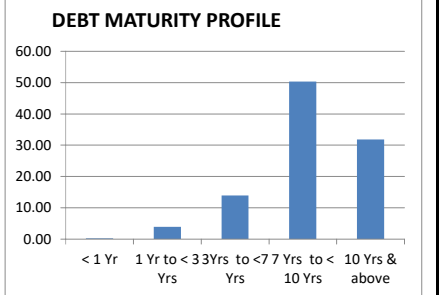
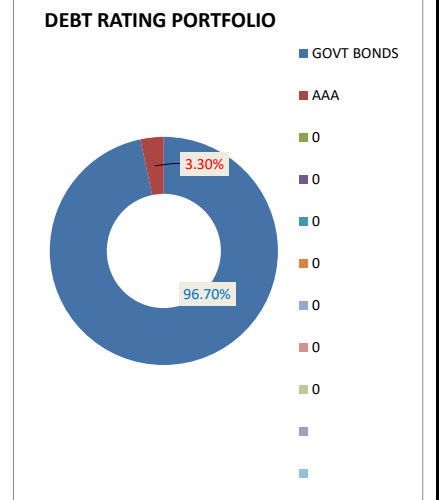
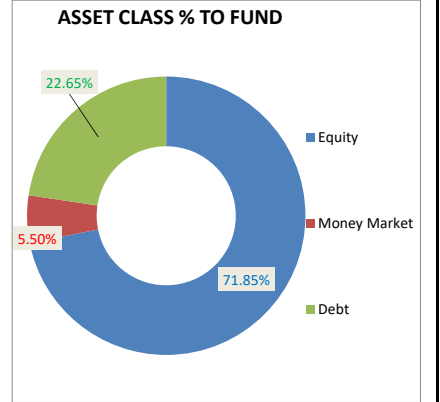
PERFORMANCE		
Period	Bench Mark Returns	Fund Returns
1 Month	-7.11%	-9.09%
6 Months	-5.59%	-6.45%
1 Year	-3.01%	-0.51%
2 Years	1.29%	2.96%
3 Years	6.99%	8.89%
Since Inception	8.43%	12.33%

BENCHMARK	
INDEX	CRISIL Nivesh Growth
CRISIL AAA Long Term Bond Index	5%
CRISIL Dynamic Gilt Index	18%
CRISIL 10 Year SDL Index	18%
Liquid Retail Fund Index	5%
S&P BSE 100	55%
CRISIL A Medium To Long Term Bond Index	-
CRISIL A Short Term Bond Index	-
CRISIL AA Long Term Bond Index	-
CRISIL AA- Long Term Bond Index	-
CRISIL AA Short Term Bond Index	-
CRISIL AA+ Medium Term Bond Index	-
CRISIL AA+ Short Term Bond Index	-
CRISIL AAA Long Term Bond Index	-
CRISIL AAA Medium Term Bond Index	-
CRISIL AAA Short Term Bond Index	-
CRISIL Dynamic Gilt Index	-
CRISIL Long Term Gilt Index	-
CRISIL Medium Term Gilt Index	-
CRISIL Short Term Gilt	-
Liquid Retail Fund Index	-
S&P BSE 200 TR	-

TOP 10 HOLDINGS	
EQUITY	% to AUM
RELIANCE INDUSTRIES LTD.	4.52
MARUTI SUZUKI INDIA LIMITED	4.33
Bajaj Finance Limited	3.54
TATA CONSULTANCY SERVICES LTD.	2.88
LARSEN & TOUBRO LTD.	2.61
NESTLE INDIA LTD..	2.60
H C L TECHNOLOGIES LTD.	2.55
HINDUSTAN UNILEVER LTD.	2.36
Infosys Ltd	2.31
TITAN COMPANY LTD.	2.08
OTHERS	42.07
Total Equity	71.85

DEBT PORTFOLIO	
GOVT.SECURITIES	% to AUM
6.33% GOI 05052035	1.96
6.68%GOI07072040	1.92
6.22% GOI 16.03.2035	0.72
7.32% RAJASTHAN SGS 24.09.2035	0.67
7.48%WEST BENGAL SGS 26112044	0.53
6.67% GOI 15.12.2035	0.52
7.10% GOI 18.04.2029	0.49
6.64% GOI 16.06.2035	0.48
7.18% Tamil Nadu SDL 2027	0.46
6.84% ANDHRA PRADESH SGS 04062039	0.44
OTHERS	13.22

CORPORATE BONDS	
	% to AUM
7.65%BAJAJ FINANCE LTD SEC, REDEEM, NCD 2036 SERIES 290 TR 8	0.34
7.61%ABCL NCD SERIES F1 FY 2025-26 TRAN	0.17
7.61% ABCL NCD SERIES F1 FY 2025-26	0.17
8% ADITYA BIRLA HOUSING FINANCE LTD N	0.05
OTHERS	0.00
FIXED Deposit	0.51
Total Debt	22.65
Money Market	5.50
Grand Total	100.00



Modified Duration : 6.50

SECTOR ALLOCATION (AS PER NIC 2008) % of AUM	
GOVT SECURITIES	21.41
AUTO&ANCIL	10.33
COMP-SOFT	10.05
FMCG	8.82
BANKS	7.24
CAPGOODS	6.27
FINANCE	5.73
OIL&GAS	4.95
PHARMA	4.26
POWER	3.78
OTHERS	17.16
TOTAL	100.00



LIFE INSURANCE CORPORATION OF INDIA
Health Plus Fund
ULIF001040208LICHLT+FND512

AS ON	31-03-2026
Inception Date	04 February 2008
NAV	40.8750

Objective of the Fund:
Income & Growth

AUM (Amount in Crore)		
649.57		
Equity	Money Market & Net Current Assets	Debt
213.21	4.63	431.73

Asset Allocation	
Equity	10.00% to 50.00%
Debt	50.00% to 90.00%
Money Market	0.00% to 40.00%

Fund Manager	Mr. Deepak Rahalkar
FUNDS MANAGED	
Total Funds	15
Bond funds	3
Secured	4
Balanced	3
Growth	5

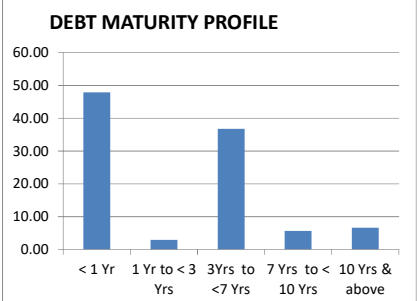
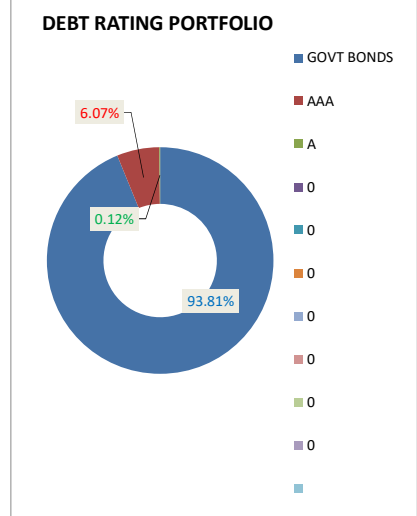
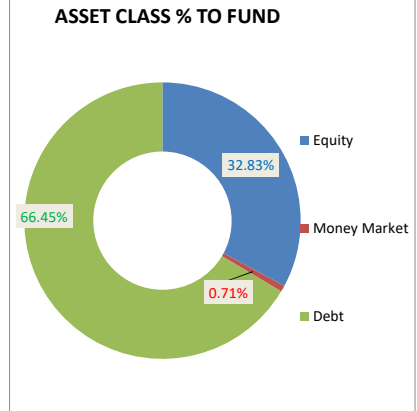
PERFORMANCE		
Period	Bench Mark Returns	Fund Returns
1 Month	-5.72%	-4.57%
6 Months	-3.70%	-1.28%
1 Year	0.00%	2.23%
2 Years	3.37%	5.61%
3 Years	8.29%	9.13%
Since Inception	N.A.	8.06%

BENCHMARK	
INDEX	Protector (Balance d)
CRISIL AAA Long Term Bond Index	-
CRISIL Dynamic Gilt Index	-
CRISIL 10 Year SDL Index	-
Liquid Retail Fund Index	-
S&P BSE 100	-
CRISIL A Medium To Long Term Bond Index	-
CRISIL A Short Term Bond Index	-
CRISIL AA Long Term Bond Index	1%
CRISIL AA- Long Term Bond Index	1%
CRISIL AA Short Term Bond Index	1%
CRISIL AA+ Medium Term Bond Index	1%
CRISIL AA+ Short Term Bond Index	-
CRISIL AAA Long Term Bond Index	8%
CRISIL AAA Medium Term Bond Index	2%
CRISIL AAA Short Term Bond Index	2%
CRISIL Dynamic Gilt Index	-
CRISIL Long Term Gilt Index	6%
CRISIL Medium Term Gilt Index	24%
CRISIL Short Term Gilt	9%
Liquid Retail Fund Index	3%
S&P BSE 200 TR	42%

TOP 10 HOLDINGS	
EQUITY	
TATA CONSULTANCY SERVICES LTD.	2.91
Infosys Ltd	2.89
HINDALCO INDUSTRIES LTD.	2.79
H D F C BANK LTD.	2.70
I T C LTD.	2.66
KOTAK MAHINDRA BANK LTD.	2.45
TATA STEEL LTD.	2.36
STATE BANK OF INDIA	2.26
LARSEN & TOUBRO LTD.	2.16
HINDUSTAN UNILEVER LTD.	1.42
OTHERS	8.23
Total Equity	32.83

DEBT PORTFOLIO	
GOVT.SECURITIES	
8.24% 2027-FEB-15 GOVT OF INDIA	12.55
7.18% MAHARASHTRA 28.06.2032	6.81
8.00% GUJARAT 20.04.2026	5.63
7.14% KARNATAKA SDL 24.12.2029	4.59
7.62%GOI15.09.2039	3.94
7.69% WEST BENGAL SDL 27/07/2026	3.16
6.54% GOI 17.01.2032	3.02
8% RAJASTHAN SDL 25-05-2026	2.78
7.10% GOI 18.04.2029	2.37
7.57% MANIPUR 24.08.2026	2.32
OTHERS	15.17

CORPORATE BONDS	
9.45% PFC 01.09.2026	4.03
Shree Renuka Sugars Limited NCD 2021	0.08
OTHERS	0.00
FIXED Deposit	0.00
Total Debt	66.45
Money Market	0.71
Grand Total	100.00



Modified Duration : 2.55

SECTOR ALLOCATION (AS PER NIC 2008) % of AUM	
GOVT SECURITIES	62.36
BANKS	8.36
COMP-SOFT	7.68
METALS&MIN	5.15
FINANCE	4.65
FMCG	4.09
AUTO&ANCIL	2.33
CAPGOODS	2.17
CEMENT	1.38
FERTI	0.92
OTHERS	0.91
TOTAL	100.00



LIFE INSURANCE CORPORATION OF INDIA
Health Protection Plus Fund
ULIF001290409LICHPR+FND512

AS ON	31-03-2026
Inception Date	29 April 2009
NAV	35.5740

Objective of the Fund:
Income & Growth

AUM (Amount in Crore)		
734.59		
Equity	Money Market & Net Current Assets	Debt
315.04	17.24	402.32

Asset Allocation	
Equity	10.00% to 50.00%
Debt	50.00% to 90.00%
Money Market	0.00% to 40.00%

Fund Manager	Ms. Shubhangi Chogale
FUNDS MANAGED	
Total Funds	15
Bond funds	5
Secured	3
Balanced	3
Growth	4


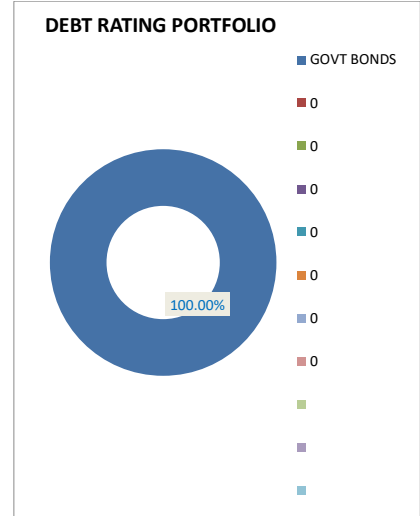
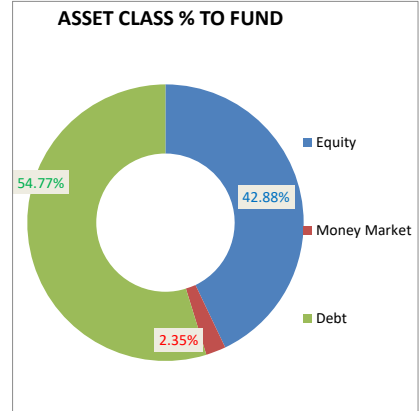
PERFORMANCE		
Period	Bench Mark Returns	Fund Returns
1 Month	-5.72%	-6.38%
6 Months	-3.70%	-4.21%
1 Year	0.00%	0.33%
2 Years	3.37%	3.51%
3 Years	8.29%	7.93%
Since Inception	N.A.	7.78%

BENCHMARK	
INDEX	Protector (Balance d)
CRISIL AAA Long Term Bond Index	-
CRISIL Dynamic Gilt Index	-
CRISIL 10 Year SDL Index	-
Liquid Retail Fund Index	-
S&P BSE 100	-
CRISIL A Medium To Long Term Bond Index	-
CRISIL A Short Term Bond Index	-
CRISIL AA Long Term Bond Index	1%
CRISIL AA- Long Term Bond Index	1%
CRISIL AA Short Term Bond Index	1%
CRISIL AA+ Medium Term Bond Index	1%
CRISIL AA+ Short Term Bond Index	-
CRISIL AAA Long Term Bond Index	8%
CRISIL AAA Medium Term Bond Index	2%
CRISIL AAA Short Term Bond Index	2%
CRISIL Dynamic Gilt Index	-
CRISIL Long Term Gilt Index	6%
CRISIL Medium Term Gilt Index	24%
CRISIL Short Term Gilt	9%
Liquid Retail Fund Index	3%
S&P BSE 200 TR	42%

TOP 10 HOLDINGS	
EQUITY	% to AUM
MARUTI SUZUKI INDIA LIMITED	2.93
LARSEN & TOUBRO LTD.	2.39
BAJAJ AUTO LTD	2.33
Infosys Ltd	2.15
HINDUSTAN UNILEVER LTD.	2.01
RELIANCE INDUSTRIES LTD.	2.01
STATE BANK OF INDIA	1.67
ASIAN PAINTS LTD.	1.44
TATA CONSULTANCY SERVICES LTD.	1.28
TATA POWER CO. LTD.	1.26
OTHERS	23.41
Total Equity	42.88

DEBT PORTFOLIO	
GOVT.SECURITIES	% to AUM
7.14% KARNATAKA SDL 24.12.2029	6.81
7.18% MAHARASHTRA 28.06.2032	6.62
8.24% 2027-FEB-15 GOVT OF INDIA	3.75
8.74% UTTARAKHAND SDL 12.09.2028	2.81
8.02% TELANGANA 25.05.2026	2.73
8.30% GUJRAT SDL 06.02.2029	2.38
8.34% PUNJAB SDL 02.01.2029	2.23
8.00% GUJARAT 20.04.2026	2.08
6.54% GOI 17.01.2032	2.00
6.64% GOI 16.06.2035	1.98
OTHERS	21.38

CORPORATE BONDS	
	% to AUM
OTHERS	0.00
FIXED Deposit	0.00
Total Debt	54.77
Money Market	2.35
Grand Total	100.00



Modified Duration : 3.59

SECTOR ALLOCATION (AS PER NIC 2008) % of AUM	
GOVT SECURITIES	54.77
AUTO&ANCIL	7.29
BANKS	5.77
FMCG	5.39
COMP-SOFT	4.23
OIL&GAS	3.22
CAPGOODS	3.19
POWER	2.99
CEMENT	2.90
FERTI	2.18
OTHERS	8.07
TOTAL	100.00



LIFE INSURANCE CORPORATION OF INDIA
New Endowment Plus Secured
ULIF002201114LICNED+SEC512

AS ON	31-03-2026
Inception Date	19 August 2015
NAV	25.8977

Objective of the Fund:
Steady Income

AUM (Amount in Crore)			
62.99			
Equity	Money Market & Net Current Assets	Debt	
29.05	3.02	30.92	

Asset Allocation	
Equity	15.00% to 25.00%
Debt	45.00% to 85.00%
Money Market	0.00% to 40.00%

Fund Manager	Ms. Shraddha S. Vaidya
FUNDS MANAGED	
Total Funds	18
Bond funds	5
Secured	5
Balanced	4
Growth	4

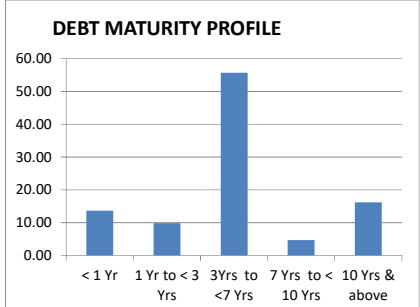
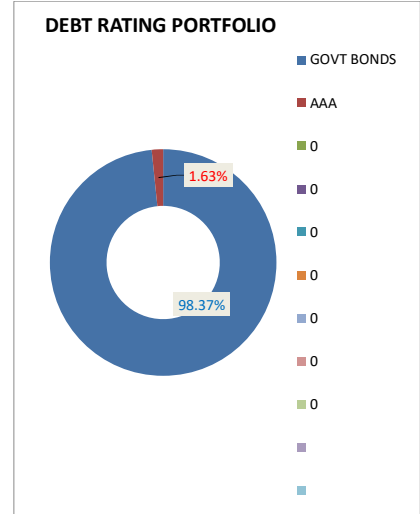
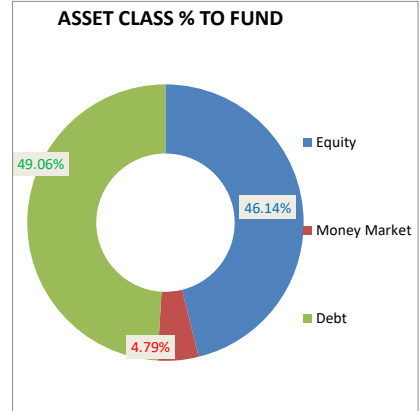
PERFORMANCE		
Period	Bench Mark Returns	Fund Returns
1 Month	-3.87%	-6.41%
6 Months	-1.80%	-1.76%
1 Year	1.83%	2.36%
2 Years	4.59%	4.70%
3 Years	7.65%	10.15%
Since Inception	7.50%	9.37%

BENCHMARK	
INDEX	CRISIL Balancer Debt
CRISIL AAA Long Term Bond Index	-
CRISIL Dynamic Gilt Index	-
CRISIL 10 Year SDL Index	-
Liquid Retail Fund Index	-
S&P BSE 100	-
CRISIL A Medium To Long Term Bond Index	1%
CRISIL A Short Term Bond Index	-
CRISIL AA Long Term Bond Index	-
CRISIL AA- Long Term Bond Index	-
CRISIL AA Short Term Bond Index	-
CRISIL AA+ Medium Term Bond Index	-
CRISIL AA+ Short Term Bond Index	1%
CRISIL AAA Long Term Bond Index	1%
CRISIL AAA Medium Term Bond Index	-
CRISIL AAA Short Term Bond Index	3%
CRISIL Dynamic Gilt Index	-
CRISIL Long Term Gilt Index	9%
CRISIL Medium Term Gilt Index	17%
CRISIL Short Term Gilt	40%
Liquid Retail Fund Index	3%
S&P BSE 200 TR	25%

TOP 10 HOLDINGS	
EQUITY	
	% to AUM
STATE BANK OF INDIA	3.89
TATA STEEL LTD.	3.72
Infosys Ltd	2.50
LARSEN & TOUBRO LTD.	1.95
BHARTI AIRTEL LTD.	1.85
H D F C BANK LTD.	1.74
TATA POWER CO. LTD.	1.71
ULTRATECH CEMENT LTD.	1.71
TATA CONSULTANCY SERVICES LTD.	1.70
N T P C LTD.	1.63
OTHERS	23.74
Total Equity	46.14

DEBT PORTFOLIO	
GOVT. SECURITIES	
	% to AUM
7.20% TAMILNADU SDL 27.11.2031	14.83
6.54% GOI 17.01.2032	7.78
7.18% GOI 24.07.2037	3.96
8.00% GUJARAT 20.04.2026	3.29
7.26% GOI 14.01.2029	2.51
7.69% GOI 17.06.2043	1.60
7.47% RJ SDL 27.03.2033	1.56
8.30% GUJRAT SDL 06.02.2029	1.22
8.12% HARYANA SDL 27.03.2036	0.99
8.55% ANDHRA PRADESH SDL 06.11.2032	0.83
OTHERS	9.69

CORPORATE BONDS	
	% to AUM
9.45% PFC 01.09.2026	0.80
OTHERS	0.00
FIXED Deposit	0.00
Total Debt	49.06
Money Market	4.79
Grand Total	100.00



Modified Duration : 4.43

SECTOR ALLOCATION (AS PER NIC 2008) % of AUM	
GOVT SECURITIES	48.29
BANKS	8.02
METALS&MIN	4.86
COMP-SOFT	4.76
POWER	4.29
FINANCE	3.86
MUTUAL FUND	3.67
AUTO&ANCIL	3.57
FMCG	2.84
CAPGOODS	2.79
OTHERS	13.05
TOTAL	100.00



LIFE INSURANCE CORPORATION OF INDIA
New Endowment Plus Balanced
ULIF003201114LICNED+BAL512

AS ON	31-03-2026
Inception Date	19 August 2015
NAV	27.1221

Objective of the Fund:
Balanced Income & Growth

AUM (Amount in Crore)		
141.53		
Equity	Money Market & Net Current Assets	Debt
87.26	3.83	50.45

Asset Allocation	
Equity	30.00% to 70.00%
Debt	30.00% to 70.00%
Money Market	0.00% to 40.00%

Fund Manager	Ms. Shraddha S. Vaidya
FUNDS MANAGED	
Total Funds	18
Bond funds	5
Secured	5
Balanced	4
Growth	4

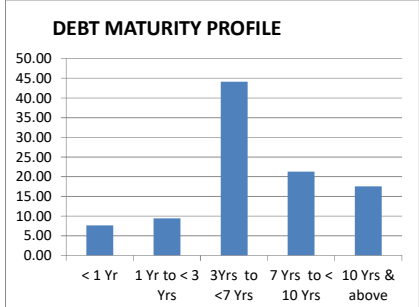
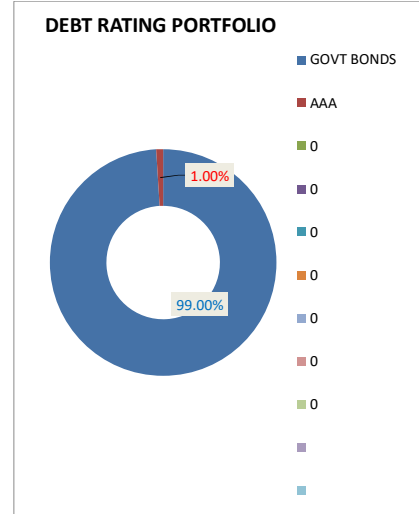
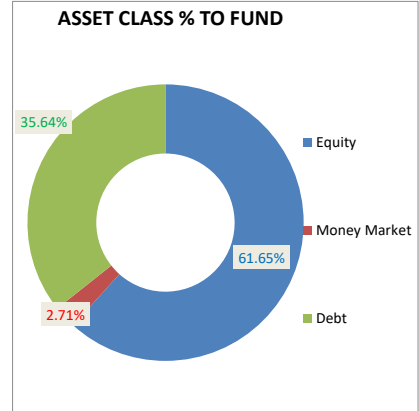
PERFORMANCE		
Period	Bench Mark Returns	Fund Returns
1 Month	-5.82%	-7.58%
6 Months	-3.59%	-2.77%
1 Year	0.52%	2.83%
2 Years	3.58%	5.12%
3 Years	8.69%	11.37%
Since Inception	8.13%	9.85%

BENCHMARK	
INDEX	CRISIL Balancer Debt
CRISIL AAA Long Term Bond Index	-
CRISIL Dynamic Gilt Index	-
CRISIL 10 Year SDL Index	-
Liquid Retail Fund Index	-
S&P BSE 100	-
CRISIL A Medium To Long Term Bond Index	-
CRISIL A Short Term Bond Index	-
CRISIL AA Long Term Bond Index	-
CRISIL AA- Long Term Bond Index	3%
CRISIL AA Short Term Bond Index	-
CRISIL AA+ Medium Term Bond Index	-
CRISIL AA+ Short Term Bond Index	-
CRISIL AAA Long Term Bond Index	1%
CRISIL AAA Medium Term Bond Index	-
CRISIL AAA Short Term Bond Index	1%
CRISIL Dynamic Gilt Index	-
CRISIL Long Term Gilt Index	-
CRISIL Medium Term Gilt Index	17%
CRISIL Short Term Gilt	31%
Liquid Retail Fund Index	2%
S&P BSE 200 TR	45%

TOP 10 HOLDINGS	
EQUITY	
	% to AUM
TATA STEEL LTD.	5.56
STATE BANK OF INDIA	4.15
MAHINDRA & MAHINDRA LTD.	2.71
TATA POWER CO. LTD.	2.66
TITAN COMPANY LTD.	2.51
LARSEN & TOUBRO LTD.	2.39
BHARTI AIRTEL LTD.	2.22
H D F C BANK LTD.	2.07
Bajaj Finance Limited	2.04
HINDUSTAN UNILEVER LTD.	2.03
OTHERS	33.31
Total Equity	61.65

DEBT PORTFOLIO	
GOVT. SECURITIES	
	% to AUM
6.10% GOI 12.07.2031	6.81
7.20% TAMILNADU SDL 27.11.2031	4.18
7.60% BIHAR SGS 10.12.2037	2.79
7.10% GOI 18.04.2029	1.43
7.29% KARNATAKA SDL 03.03.2036	1.38
7.26% GOI 14.01.2029	1.23
6.90% BIHAR SGS 16072035	1.14
7.42% KA SDL 06032035	1.05
6.68% GOI 07072040	0.99
8.40% KERALA SDL 27.02.2034	0.75
OTHERS	13.53

CORPORATE BONDS	
	% to AUM
9.45% PFC 01.09.2026	0.36
OTHERS	0.00
FIXED Deposit	0.00
Total Debt	35.64
Money Market	2.71
Grand Total	100.00



Modified Duration : 4.92

SECTOR ALLOCATION (AS PER NIC 2008) % of AUM	
GOVT SECURITIES	35.29
BANKS	9.07
METALS&MIN	6.95
AUTO&ANCIL	6.21
CAPGOODS	5.55
POWER	5.38
FMCG	5.24
COMP-SOFT	4.32
OIL&GAS	3.70
PHARMA	3.60
OTHERS	14.69
TOTAL	100.00



LIFE INSURANCE CORPORATION OF INDIA
New Endowment Plus Growth
ULIF004201114LICNE+GRW512

AS ON	31-03-2026
Inception Date	19 August 2015
NAV	27.1365

Objective of the Fund:
Long Term Capital Growth

AUM (Amount in Crore)		
807.85		
Equity	Money Market & Net Current Assets	Debt
599.97	15.11	192.77

Asset Allocation	
Equity	40.00% to 80.00%
Debt	20.00% to 60.00%
Money Market	0.00% to 40.00%

Fund Manager	Ms. Shraddha S. Vaidya
FUNDS MANAGED	
Total Funds	18
Bond funds	5
Secured	5
Balanced	4
Growth	4


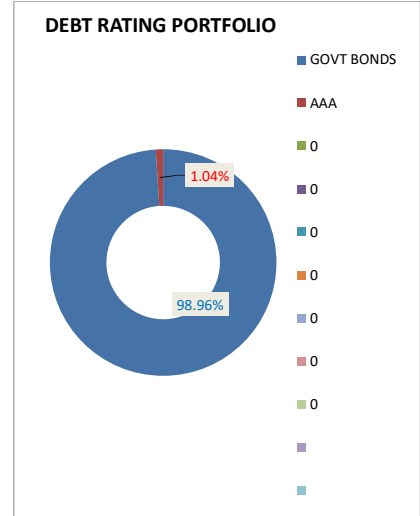
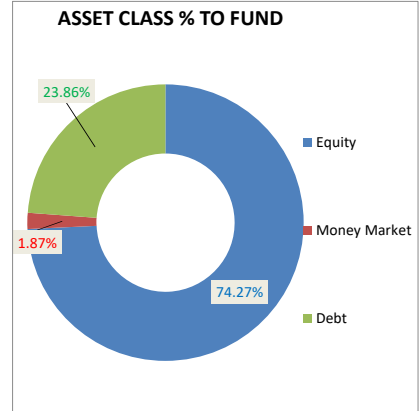
PERFORMANCE		
Period	Bench Mark Returns	Fund Returns
1 Month	-5.10%	-9.08%
6 Months	-3.08%	-6.22%
1 Year	0.78%	-0.78%
2 Years	3.53%	2.89%
3 Years	7.90%	10.55%
Since Inception	7.45%	9.85%

BENCHMARK	
INDEX	CRISIL Balancer Equity
CRISIL AAA Long Term Bond Index	-
CRISIL Dynamic Gilt Index	-
CRISIL 10 Year SDL Index	-
Liquid Retail Fund Index	-
S&P BSE 100	-
CRISIL A Medium To Long Term Bond Index	-
CRISIL A Short Term Bond Index	-
CRISIL AA Long Term Bond Index	-
CRISIL AA- Long Term Bond Index	-
CRISIL AA Short Term Bond Index	-
CRISIL AA+ Medium Term Bond Index	-
CRISIL AA+ Short Term Bond Index	-
CRISIL AAA Long Term Bond Index	-
CRISIL AAA Medium Term Bond Index	2%
CRISIL AAA Short Term Bond Index	-
CRISIL Dynamic Gilt Index	-
CRISIL Long Term Gilt Index	-
CRISIL Medium Term Gilt Index	14%
CRISIL Short Term Gilt	35%
Liquid Retail Fund Index	10%
S&P BSE 200 TR	39%

TOP 10 HOLDINGS	
EQUITY	% to AUM
RELIANCE INDUSTRIES LTD.	4.63
Infosys Ltd	3.72
HINDUSTAN UNILEVER LTD.	3.64
LARSEN & TOUBRO LTD.	3.51
MARUTI SUZUKI INDIA LIMITED	3.20
BAJAJ AUTO LTD	3.09
TATA CONSULTANCY SERVICES LTD.	3.03
STATE BANK OF INDIA	2.93
ASIAN PAINTS LTD.	2.81
H D F C BANK LTD.	2.10
OTHERS	41.61
Total Equity	74.27

DEBT PORTFOLIO	
GOVT. SECURITIES	% to AUM
6.10% GOI 12.07.2031	2.16
6.33% GOI 05052035	1.84
6.48% GOI 06102035	1.43
7.20% TAMILNADU SDL 27.11.2031	1.22
7.29% PUNJAB SGS 26112033	1.20
6.68% GOI 07072040	0.92
8.12% HARYANA SDL 27.03.2036	0.90
7.89% HARYANA 15.03.2027	0.82
7.48% ODISHA SDL 13.09.2032	0.64
7.62% GOI 15.09.2039	0.63
OTHERS	11.85

CORPORATE BONDS	
	% to AUM
9.45% PFC 01.09.2026	0.25
OTHERS	0.00
FIXED Deposit	0.00
Total Debt	23.86
Money Market	1.87
Grand Total	100.00



Modified Duration : 5.15

SECTOR ALLOCATION (AS PER NIC 2008) % of AUM	
GOVT SECURITIES	23.61
COMP-SOFT	9.11
AUTO&ANCIL	8.50
FMCG	8.46
BANKS	8.31
OIL&GAS	7.64
CAPGOODS	6.65
PHARMA	5.50
CEMENT	4.23
FERTI	3.98
OTHERS	14.01
TOTAL	100.00



LIFE INSURANCE CORPORATION OF INDIA
Flexi Plus Debt
ULIF001180912LICFLX+DBT512

AS ON 31-03-2026	
Inception Date	02 January 2013
NAV	26.4488

Objective of the Fund:
Low Risk

AUM (Amount in Crore)		
2.99		
Equity	Money Market & Net Current Assets	Debt
0.00	0.25	2.74

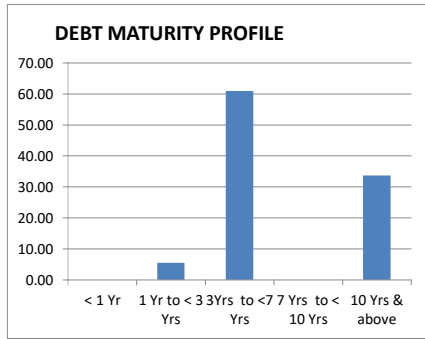
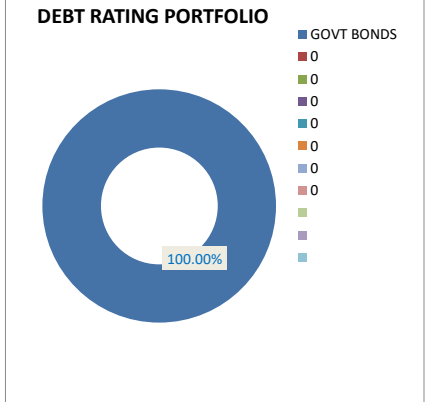
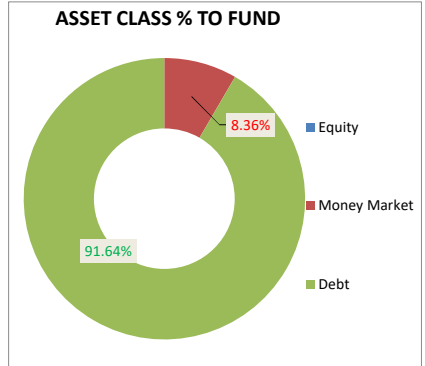
Asset Allocation	
Equity	0.00% to 0.00%
Debt	60.00% to 100.00%
Money Market	0.00% to 40.00%

Fund Manager	Ms. Supriya Chavan
FUNDS MANAGED	
Total Funds	18
Bond funds	5
Secured	5
Balanced	4
Growth	4

PERFORMANCE		
Period	Bench Mark Returns	Fund Returns
1 Month	-1.01%	-1.61%
6 Months	1.29%	0.71%
1 Year	4.78%	3.09%
2 Years	6.53%	6.13%
3 Years	6.82%	6.83%
Since Inception	N.A.	7.62%

BENCHMARK	
INDEX	CRISIL Preservo r (with
CRISIL AAA Long Term Bond Index	-
CRISIL Dynamic Gilt Index	-
CRISIL 10 Year SDL Index	-
Liquid Retail Fund Index	-
S&P BSE 100	-
CRISIL A Medium To Long Term Bond Index	1%
CRISIL A Short Term Bond Index	-
CRISIL AA Long Term Bond Index	4%
CRISIL AA- Long Term Bond Index	1%
CRISIL AA Short Term Bond Index	-
CRISIL AA+ Medium Term Bond Index	1%
CRISIL AA+ Short Term Bond Index	3%
CRISIL AAA Long Term Bond Index	5%
CRISIL AAA Medium Term Bond Index	1%
CRISIL AAA Short Term Bond Index	4%
CRISIL Dynamic Gilt Index	-
CRISIL Long Term Gilt Index	5%
CRISIL Medium Term Gilt Index	18%
CRISIL Short Term Gilt	55%
Liquid Retail Fund Index	2%
S&P BSE 200 TR	-

TOP 10 HOLDINGS	
DEBT PORTFOLIO	% to AUM
GOVT.SECURITIES	
7.22% RAJASTHAN SDL 26.07.2032	21.08
7.48% ODISHA SDL 13.09.2032	18.17
7.62%GOI15.09.2039	13.71
7.66%MAHARASHTRA SGS 04032047	9.91
6.10% GOI 12.07.2031	9.68
7.14% MADHYA PRADESH SGS 09072041	7.22
7.22% GOA 12.07.2027	5.06
7.88% GS 19-03-2030	3.47
7.62% WEST BENGAL SDL 29.11.2032	3.33
OTHERS	0.00
CORPORATE BONDS	
OTHERS	0.00
FIXED Deposit	0.00
Total Debt	91.64
Money Market	8.36
Grand Total	100.00



Modified Duration : 6.02

SECTOR ALLOCATION (AS PER NIC 2008) % of AUM	
GOVT SECURITIES	91.72
MUTUAL FUND	4.02
POWER	0.00
OTHERS	0.00
FERTI	0.00
OIL&GAS	0.00
TRANS&SHIP	0.00
FMCG	0.00
AUTO&ANCIL	0.00
PHARMA	0.00
OTHERS	4.26
TOTAL	100.00



LIFE INSURANCE CORPORATION OF INDIA
Flexi Plus Mixed
ULIF002180912LICFLX+MIX512

AS ON	31-03-2026
Inception Date	02 January 2013
NAV	28.9092

Objective of the Fund:
Steady Income

AUM (Amount in Crore)			
4.19			
Equity	Money Market & Net Current Assets	Debt	
0.78	0.48	2.93	

Asset Allocation	
Equity	15.00% to 55.00%
Debt	45.00% to 85.00%
Money Market	0.00% to 40.00%

Fund Manager	Ms. Supriya Chavan
FUNDS MANAGED	
Total Funds	18
Bond funds	5
Secured	5
Balanced	4
Growth	4

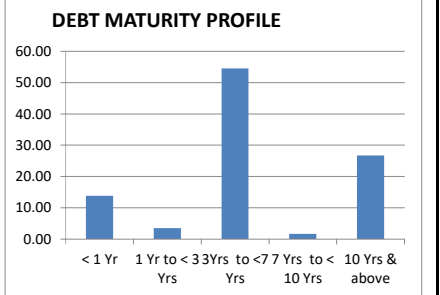
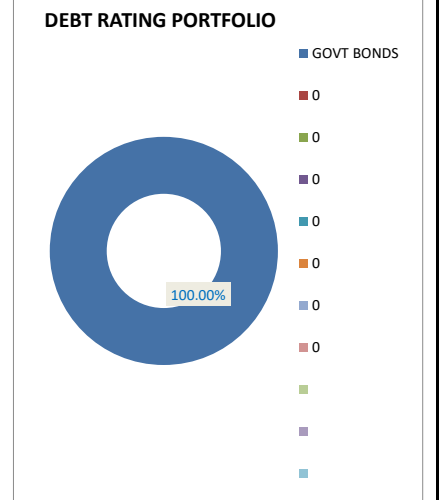
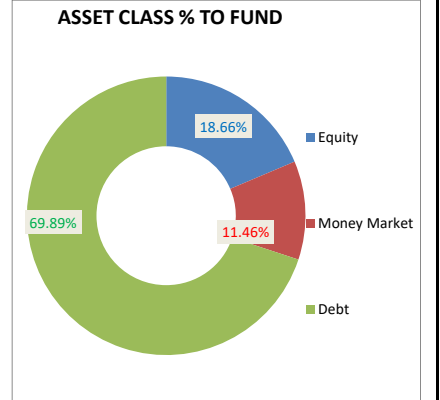
PERFORMANCE		
Period	Bench Mark Returns	Fund Returns
1 Month	-2.24%	-3.69%
6 Months	-0.29%	-2.05%
1 Year	2.66%	1.65%
2 Years	5.26%	5.14%
3 Years	6.61%	7.96%
Since Inception	N.A.	8.34%

BENCHMARK	
INDEX	CRISIL Protector (with)
CRISIL AAA Long Term Bond Index	-
CRISIL Dynamic Gilt Index	-
CRISIL 10 Year SDL Index	-
Liquid Retail Fund Index	-
S&P BSE 100	-
CRISIL A Medium To Long Term Bond Index	-
CRISIL A Short Term Bond Index	-
CRISIL AA Long Term Bond Index	-
CRISIL AA- Long Term Bond Index	-
CRISIL AA Short Term Bond Index	-
CRISIL AA+ Medium Term Bond Index	1%
CRISIL AA+ Short Term Bond Index	2%
CRISIL AAA Long Term Bond Index	1%
CRISIL AAA Medium Term Bond Index	-
CRISIL AAA Short Term Bond Index	1%
CRISIL Dynamic Gilt Index	-
CRISIL Long Term Gilt Index	12%
CRISIL Medium Term Gilt Index	38%
CRISIL Short Term Gilt	27%
Liquid Retail Fund Index	10%
S&P BSE 200 TR	8%

TOP 10 HOLDINGS	
EQUITY	% to AUM
GRASIM INDUSTRIES LTD.	1.63
HINDUSTAN UNILEVER LTD.	1.54
LARSEN & TOUBRO LTD.	1.46
STATE BANK OF INDIA	1.40
BHARTI AIRTEL LTD.	1.36
ULTRATECH CEMENT LTD.	1.28
MAHINDRA & MAHINDRA LTD.	1.22
Infosys Ltd	1.19
BAJAJ FINSERV LTD	1.17
ICICI BANK LTD.	1.15
OTHERS	5.26
Total Equity	18.66

DEBT PORTFOLIO	
GOVT.SECURITIES	% to AUM
7.22% RAJASTHAN SDL 26.07.2032	18.03
8.17% GUJARAT SDL 24.04.2029	12.19
7.66% MAHARASHTRA SGS 04032047	9.42
7.14% MADHYA PRADESH SGS 09072041	8.28
8.15% MAHARASHTRA SDL 16.04.2030	4.88
7.40% MADHYA PRADESH 09.11.2026	4.81
7.88% GS 19-03-2030	2.48
8.15% GOI 24112026	2.42
7.22% GOA 12.07.2027	2.40
8.04% SIKKIM 15.06.2026	2.40
OTHERS	2.58

CORPORATE BONDS	
	% to AUM
OTHERS	0.00
FIXED Deposit	0.00
Total Debt	69.89
Money Market	11.46
Grand Total	100.00



Modified Duration : 4.86

SECTOR ALLOCATION (AS PER NIC 2008) % of AUM	
GOVT SECURITIES	69.64
MUTUAL FUND	5.72
BANKS	4.05
CEMENT	4.05
FMCG	2.86
AUTO&ANCIL	1.91
TELECOM	1.43
CAPGOODS	1.43
FINANCE	1.19
COMP-SOFT	1.19
OTHERS	6.53
TOTAL	100.00



LIFE INSURANCE CORPORATION OF INDIA
Endowment Plus Bond Fund
ULIF001200910LICEND+BND512

AS ON 31-03-2026	
Inception Date	20 September 2010
NAV	31.9505

Objective of the Fund:
Low Risk

AUM (Amount in Crore)		
61.84		
Equity	Money Market & Net Current Assets	Debt
0.00	9.45	52.38

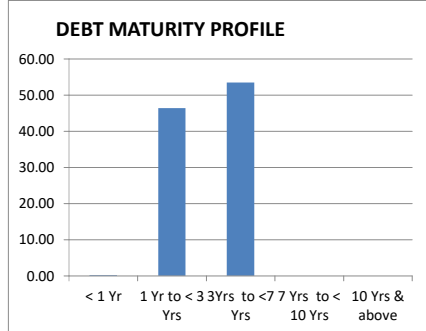
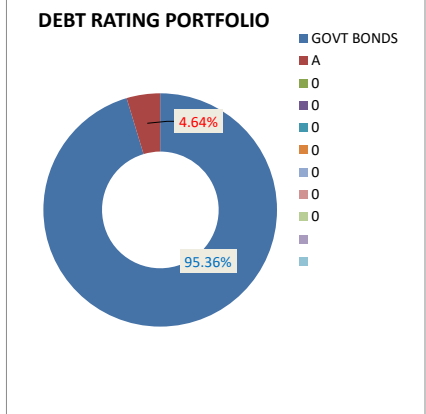
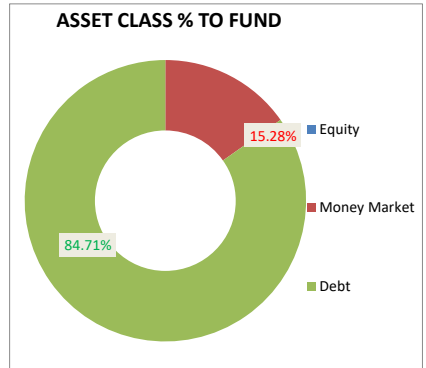
Asset Allocation	
Equity	0.00% to 0.00%
Debt	60.00% to 100.00%
Money Market	0.00% to 40.00%

Fund Manager	Mr. Deepak Rahalkar
FUNDS MANAGED	
Total Funds	15
Bond funds	3
Secured	4
Balanced	3
Growth	5

PERFORMANCE		
Period	Bench Mark Returns	Fund Returns
1 Month	-1.01%	-1.10%
6 Months	1.29%	1.72%
1 Year	4.78%	5.00%
2 Years	6.53%	6.85%
3 Years	6.82%	7.21%
Since Inception	N.A.	7.76%

BENCHMARK	
INDEX	CRISIL Preserver (with)
CRISIL AAA Long Term Bond Index	-
CRISIL Dynamic Gilt Index	-
CRISIL 10 Year SDL Index	-
Liquid Retail Fund Index	-
S&P BSE 100	-
CRISIL A Medium To Long Term Bond Index	1%
CRISIL A Short Term Bond Index	-
CRISIL AA Long Term Bond Index	4%
CRISIL AA- Long Term Bond Index	1%
CRISIL AA Short Term Bond Index	-
CRISIL AA+ Medium Term Bond Index	1%
CRISIL AA+ Short Term Bond Index	3%
CRISIL AAA Long Term Bond Index	5%
CRISIL AAA Medium Term Bond Index	1%
CRISIL AAA Short Term Bond Index	4%
CRISIL Dynamic Gilt Index	-
CRISIL Long Term Gilt Index	5%
CRISIL Medium Term Gilt Index	18%
CRISIL Short Term Gilt	55%
Liquid Retail Fund Index	2%
S&P BSE 200 TR	-

TOP 10 HOLDINGS	
DEBT PORTFOLIO	% to AUM
GOVT.SECURITIES	
7.98% Uttarpradesh 11.04.2028	27.88
6.10% GOI 12.07.2031	27.00
7.22% RAJASTHAN SDL 26.07.2032	10.71
7.53% PUDUCHERRY 22.11.2027	4.10
7.14% KARNATAKA SDL 24.12.2029	4.02
8.26% GUJARAT 14.03.2028	3.49
7.22% ARUNACHAL PRADESH 12.07.2027	3.26
8.15% MAHARASHTRA SDL 16.04.2030	0.17
8.15% GOI 24112026	0.16
OTHERS	0.00
CORPORATE BONDS	
Shree Renuka Sugars Limited NCD 2021	3.37
Shree Renuka sugars.	0.56
OTHERS	0.00
FIXED Deposit	0.00
Total Debt	84.72
Money Market	15.28
Grand Total	100.00



Modified Duration :	2.88
----------------------------	------

SECTOR ALLOCATION (AS PER NIC 2008) % of AUM	
GOVT SECURITIES	80.78
MUTUAL FUND	5.82
MANUFACTURING	3.93
FINANCE	0.26
POWER	0.00
OTHERS	0.00
FERTI	0.00
OIL&GAS	0.00
TRANS&SHIP	0.00
FMCG	0.00
OTHERS	9.21
TOTAL	100.00



LIFE INSURANCE CORPORATION OF INDIA
Endowment Plus Secured Fund
ULIF002200910LICEND+SEC512

AS ON	31-03-2026
Inception Date	20 September 2010
NAV	34.4970

Objective of the Fund:
Steady Income

AUM (Amount in Crore)			
19.59			
Equity	Money Market & Net Current Assets	Debt	
8.26	0.19	11.14	

Asset Allocation	
Equity	15.00% to 55.00%
Debt	45.00% to 85.00%
Money Market	0.00% to 40.00%

Fund Manager	Mr. Deepak Rahalkar
FUNDS MANAGED	
Total Funds	15
Bond funds	3
Secured	4
Balanced	3
Growth	5

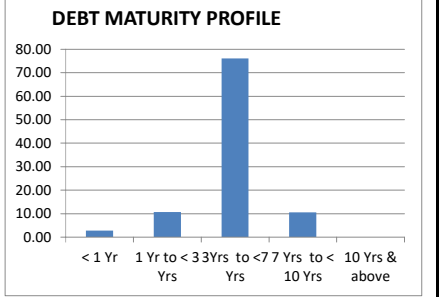
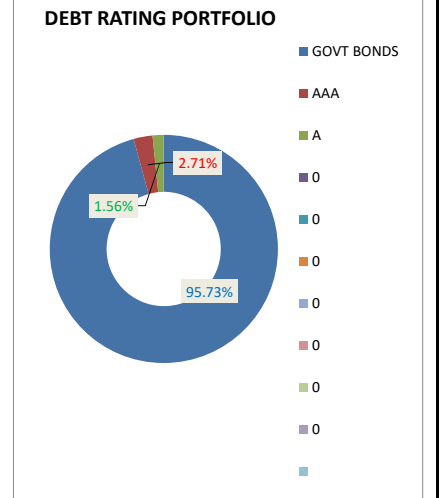
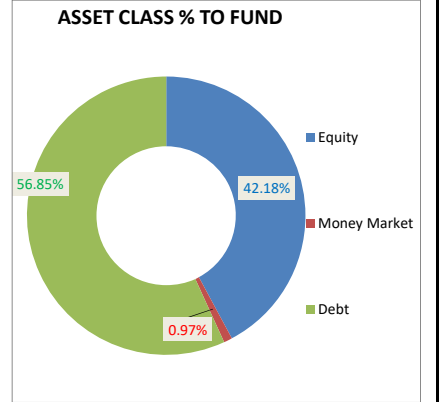
PERFORMANCE		
Period	Bench Mark Returns	Fund Returns
1 Month	-6.08%	-6.36%
6 Months	-3.68%	-4.08%
1 Year	0.80%	0.98%
2 Years	3.99%	5.72%
3 Years	9.46%	10.19%
Since Inception	N.A.	8.30%

BENCHMARK	
INDEX	CRISIL Builder
CRISIL AAA Long Term Bond Index	-
CRISIL Dynamic Gilt Index	-
CRISIL 10 Year SDL Index	-
Liquid Retail Fund Index	-
S&P BSE 100	-
CRISIL A Medium To Long Term Bond Index	1%
CRISIL A Short Term Bond Index	-
CRISIL AA Long Term Bond Index	-
CRISIL AA- Long Term Bond Index	1%
CRISIL AA Short Term Bond Index	-
CRISIL AA+ Medium Term Bond Index	1%
CRISIL AA+ Short Term Bond Index	1%
CRISIL AAA Long Term Bond Index	2%
CRISIL AAA Medium Term Bond Index	1%
CRISIL AAA Short Term Bond Index	5%
CRISIL Dynamic Gilt Index	-
CRISIL Long Term Gilt Index	2%
CRISIL Medium Term Gilt Index	13%
CRISIL Short Term Gilt	23%
Liquid Retail Fund Index	2%
S&P BSE 200 TR	48%

TOP 10 HOLDINGS	
EQUITY	% to AUM
AXIS BANK LTD.(FORLY.UTI BANK)	5.93
ULTRATECH CEMENT LTD.	3.84
RELIANCE INDUSTRIES LTD.	3.77
EICHER MOTORS LTD	3.70
H D F C BANK LTD.	3.55
H C L TECHNOLOGIES LTD.	3.43
HINDUSTAN UNILEVER LTD.	3.18
LARSEN & TOUBRO LTD.	3.10
ICICI BANK LTD.	2.46
Infosys Ltd	1.92
OTHERS	7.30
Total Equity	42.18

DEBT PORTFOLIO	
GOVT.SECURITIES	% to AUM
8.17%GUJARAT SDL 24.04.2029	31.30
6.10% GOI 12.07.2031	5.91
7.10% GOI 18.04.2029	5.18
7.53% PUDUCHERRY 22.11.2027	5.18
7.34% TS SDL 19.01.2034	5.07
7.71% GUJARAT SGS 08.03.2034	0.91
7.25% ANDHRA PRADESH SDL21.08.2031	0.76
7.74% MAHARASHTRA SGS 01.03.2033	0.11
OTHERS	0.00

CORPORATE BONDS	
	% to AUM
9.45% PFC 01.09.2026	1.54
Shree Renuka sugars.	0.89
OTHERS	0.00
FIXED Deposit	0.00
Total Debt	56.85
Money Market	0.97
Grand Total	100.00



Modified Duration : 2.84

SECTOR ALLOCATION (AS PER NIC 2008) % of AUM	
GOVT SECURITIES	54.43
BANKS	12.05
COMP-SOFT	6.59
AUTO&ANCIL	5.21
CEMENT	4.49
CAPGOODS	4.34
MUTUAL FUND	4.08
FINANCE	3.98
OIL&GAS	3.78
FMCG	3.57
OTHERS	-2.52
TOTAL	100.00



LIFE INSURANCE CORPORATION OF INDIA
Endowment Plus Balanced Fund
ULIF003200910LICEND+BAL512

AS ON	31-03-2026
Inception Date	20 September 2010
NAV	34.6944

Objective of the Fund:
Balanced Income & Growth

AUM (Amount in Crore)			
42.40			
Equity	Money Market & Net Current Assets	Debt	
26.40	-0.93	16.93	

Asset Allocation	
Equity	30.00% to 70.00%
Debt	30.00% to 70.00%
Money Market	0.00% to 40.00%

Fund Manager	Mr. Deepak Rahalkar
FUNDS MANAGED	
Total Funds	15
Bond funds	3
Secured	4
Balanced	3
Growth	5

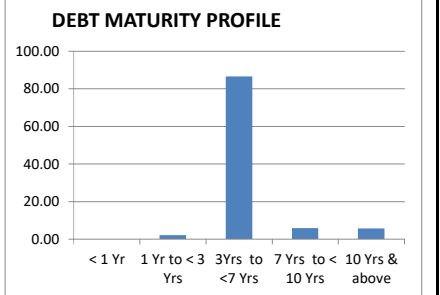
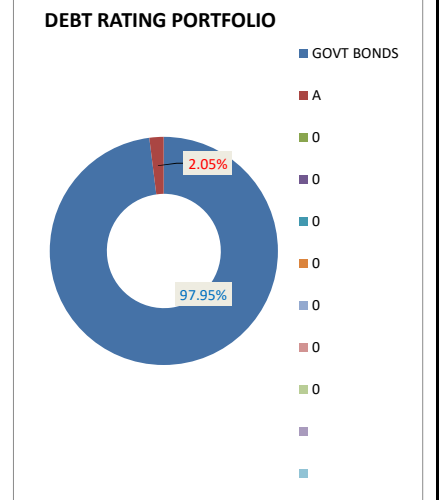
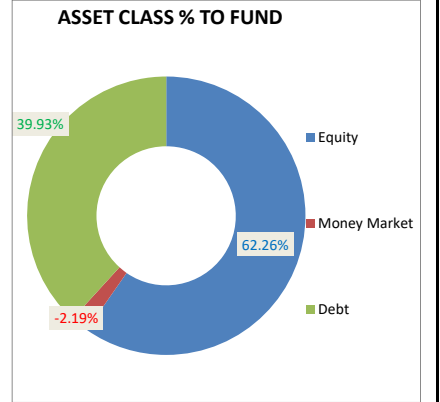
PERFORMANCE		
Period	Bench Mark Returns	Fund Returns
1 Month	-6.45%	-8.70%
6 Months	-4.06%	-6.88%
1 Year	0.41%	-1.79%
2 Years	3.70%	3.04%
3 Years	9.49%	9.36%
Since Inception	N.A.	8.34%

BENCHMARK	
INDEX	CRISIL Creator
CRISIL AAA Long Term Bond Index	-
CRISIL Dynamic Gilt Index	-
CRISIL 10 Year SDL Index	-
Liquid Retail Fund Index	-
S&P BSE 100	-
CRISIL A Medium To Long Term Bond Index	1%
CRISIL A Short Term Bond Index	-
CRISIL AA Long Term Bond Index	2%
CRISIL AA- Long Term Bond Index	1%
CRISIL AA Short Term Bond Index	-
CRISIL AA+ Medium Term Bond Index	1%
CRISIL AA+ Short Term Bond Index	1%
CRISIL AAA Long Term Bond Index	2%
CRISIL AAA Medium Term Bond Index	1%
CRISIL AAA Short Term Bond Index	2%
CRISIL Dynamic Gilt Index	-
CRISIL Long Term Gilt Index	4%
CRISIL Medium Term Gilt Index	8%
CRISIL Short Term Gilt	25%
Liquid Retail Fund Index	1%
S&P BSE 200 TR	51%

TOP 10 HOLDINGS	
EQUITY	% to AUM
AXIS BANK LTD.(FORLY.UTI BANK)	6.50
LARSEN & TOUBRO LTD.	5.78
RELIANCE INDUSTRIES LTD.	5.71
MARUTI SUZUKI INDIA LIMITED	5.22
KOTAK MAHINDRA BANK LTD.	4.17
BAJAJ AUTO LTD	4.14
Infosys Ltd	4.03
HINDUSTAN UNILEVER LTD.	3.49
H D F C BANK LTD.	3.45
ICICI BANK LTD.	2.84
OTHERS	16.93
Total Equity	62.26

DEBT PORTFOLIO	
GOVT.SECURITIES	% to AUM
7.26% GOI 22.08.2032	23.82
7.10% GOI 18.04.2029	8.38
7.48% KERALA SDL 23.08.2032	2.33
7.18% BR SDL 27.11.2034	2.32
7.30% AS SDL 07082039	2.26
OTHERS	0.00

CORPORATE BONDS	
Shree Renuka sugars.	0.82
OTHERS	0.00
FIXED Deposit	0.00
Total Debt	39.93
Money Market	-2.19
Grand Total	100.00



Modified Duration : 4.55

SECTOR ALLOCATION (AS PER NIC 2008) % of AUM	
GOVT SECURITIES	39.10
BANKS	17.33
AUTO&ANCIL	13.04
FMCG	10.21
COMP-SOFT	7.78
CAPGOODS	5.78
OIL&GAS	5.71
MUTUAL FUND	2.24
CEMENT	1.27
MANUFACTURING	0.83
OTHERS	-3.29
TOTAL	100.00



LIFE INSURANCE CORPORATION OF INDIA
Endowment Plus Growth Fund
ULIF004200910LICEND+GRW512

AS ON	31-03-2026
Inception Date	20 September 2010
NAV	40.5654

Objective of the Fund:
Long Term Capital Growth

AUM (Amount in Crore)			
1368.60			
Equity	Money Market & Net Current Assets	Debt	
988.63	0.19	379.78	

Asset Allocation	
Equity	40.00% to 80.00%
Debt	20.00% to 60.00%
Money Market	0.00% to 40.00%

Fund Manager	Mr. Deepak Rahalkar
FUNDS MANAGED	
Total Funds	15
Bond funds	3
Secured	4
Balanced	3
Growth	5

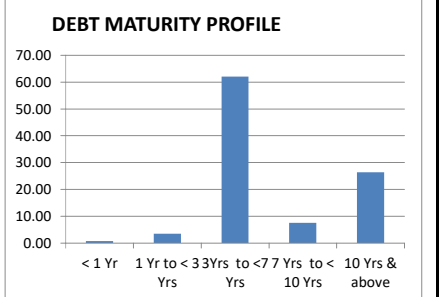
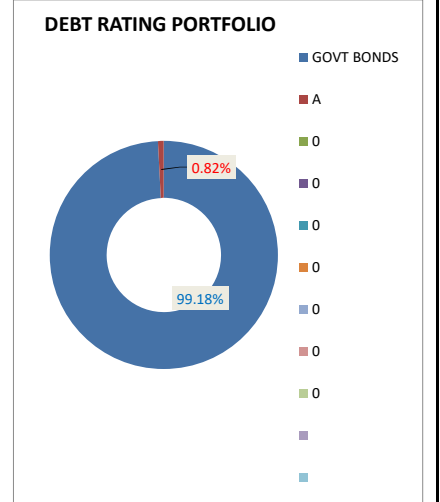
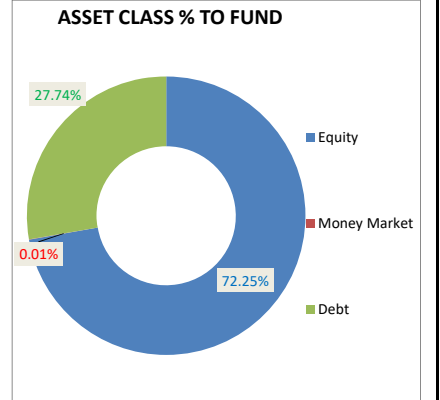
PERFORMANCE		
Period	Bench Mark Returns	Fund Returns
1 Month	-8.91%	-8.87%
6 Months	-6.50%	-6.84%
1 Year	-1.54%	-1.89%
2 Years	2.28%	2.12%
3 Years	10.61%	9.62%
Since Inception	N.A.	9.43%

BENCHMARK	
INDEX	CRISIL Magnifier
CRISIL AAA Long Term Bond Index	-
CRISIL Dynamic Gilt Index	-
CRISIL 10 Year SDL Index	-
Liquid Retail Fund Index	-
S&P BSE 100	-
CRISIL A Medium To Long Term Bond Index	-
CRISIL A Short Term Bond Index	1%
CRISIL AA Long Term Bond Index	1%
CRISIL AA- Long Term Bond Index	1%
CRISIL AA Short Term Bond Index	-
CRISIL AA+ Medium Term Bond Index	1%
CRISIL AA+ Short Term Bond Index	1%
CRISIL AAA Long Term Bond Index	1%
CRISIL AAA Medium Term Bond Index	1%
CRISIL AAA Short Term Bond Index	1%
CRISIL Dynamic Gilt Index	-
CRISIL Long Term Gilt Index	1%
CRISIL Medium Term Gilt Index	2%
CRISIL Short Term Gilt	13%
Liquid Retail Fund Index	1%
S&P BSE 200 TR	75%

TOP 10 HOLDINGS	
EQUITY	% to AUM
AXIS BANK LTD.(FORLY.UTI BANK)	10.36
Infosys Ltd	6.02
MARUTI SUZUKI INDIA LIMITED	5.88
DR. REDDY'S LABORATORIES LTD.	5.78
RELIANCE INDUSTRIES LTD.	5.54
ASIAN PAINTS LTD.	3.92
EICHER MOTORS LTD	3.37
HINDUSTAN UNILEVER LTD.	3.01
I T C LTD.	2.61
TATA CONSULTANCY SERVICES LTD.	2.59
OTHERS	23.17
Total Equity	72.25

DEBT PORTFOLIO	
GOVT.SECURITIES	% to AUM
7.10% GOI 18.04.2029	4.51
6.10% GOI 12.07.2031	4.25
7.26% GOI 22.08.2032	2.96
7.18% GOI 24.07.2037	2.55
6.54% GOI 17.01.2032	2.51
7.41% GOI 19.12.2036	2.24
7.54% GOI 23.05.2036	2.16
7.26% GOI 06.02.2033	1.47
7.34% TAMILNADU 24072034	0.73
6.67% GOI 15.12.2035	0.71
OTHERS	3.42

CORPORATE BONDS	
	% to AUM
Shree Renuka Sugars Limited NCD 2021	0.23
OTHERS	0.00
FIXED Deposit	0.00
Total Debt	27.74
Money Market	0.01
Grand Total	100.00



Modified Duration : 4.55

SECTOR ALLOCATION (AS PER NIC 2008) % of AUM	
GOVT SECURITIES	27.52
BANKS	16.61
AUTO&ANCIL	11.37
COMP-SOFT	10.07
FMCG	8.50
PHARMA	7.89
OIL&GAS	5.57
FERTI	4.17
CAPGOODS	2.02
TELECOM	1.95
OTHERS	4.33
TOTAL	100.00



LIFE INSURANCE CORPORATION OF INDIA
Pension Plus Mixed Fund
ULIF002020910LICPEN+MIX512

AS ON	31-03-2026
Inception Date	02 September 2010
NAV	33.9330

Objective of the Fund:
Steady Income

AUM (Amount in Crore)		
464.03		
Equity	Money Market & Net Current Assets	Debt
126.58	3.74	333.71

Asset Allocation	
Equity	15.00% to 35.00%
Debt	45.00% to 100.00%
Money Market	0.00% to 40.00%

Fund Manager	Ms. Shraddha S. Vaidya
FUNDS MANAGED	
Total Funds	18
Bond funds	5
Secured	5
Balanced	4
Growth	4

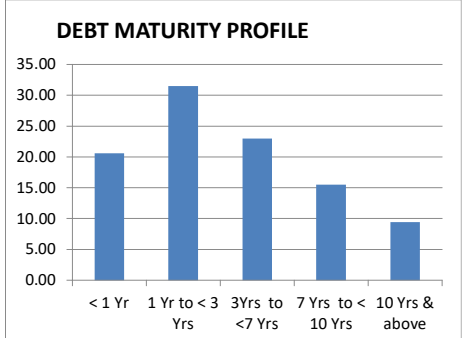
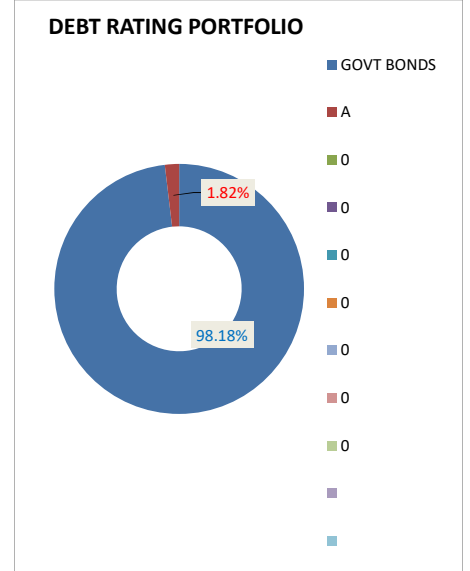
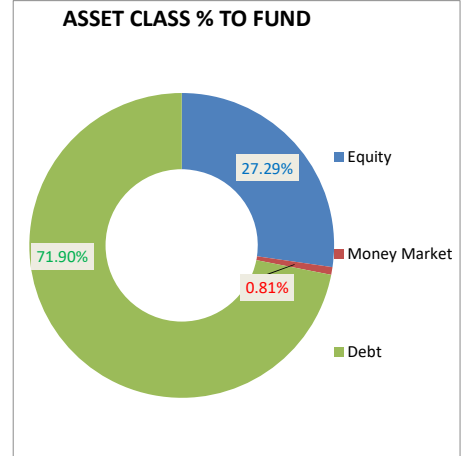
PERFORMANCE		
Period	Bench Mark Returns	Fund Returns
1 Month	-4.48%	-5.67%
6 Months	-2.15%	-2.84%
1 Year	1.83%	1.09%
2 Years	4.63%	4.62%
3 Years	8.37%	8.50%
Since Inception	N.A.	8.15%

BENCHMARK	
INDEX	Crisil Pension (Debt)
CRISIL AAA Long Term Bond Index	-
CRISIL Dynamic Gilt Index	-
CRISIL 10 Year SDL Index	-
Liquid Retail Fund Index	-
S&P BSE 100	-
CRISIL A Medium To Long Term Bond Index	1%
CRISIL A Short Term Bond Index	-
CRISIL AA Long Term Bond Index	8%
CRISIL AA- Long Term Bond Index	1%
CRISIL AA Short Term Bond Index	-
CRISIL AA+ Medium Term Bond Index	1%
CRISIL AA+ Short Term Bond Index	-
CRISIL AAA Long Term Bond Index	2%
CRISIL AAA Medium Term Bond Index	7%
CRISIL AAA Short Term Bond Index	7%
CRISIL Dynamic Gilt Index	-
CRISIL Long Term Gilt Index	5%
CRISIL Medium Term Gilt Index	17%
CRISIL Short Term Gilt	18%
Liquid Retail Fund Index	1%
S&P BSE 200 TR	32%

TOP 10 HOLDINGS	
EQUITY	% to AUM
RELIANCE INDUSTRIES LTD.	2.58
MARUTI SUZUKI INDIA LIMITED	2.39
IDBI BANK LTD.	2.11
STATE BANK OF INDIA	2.09
LARSEN & TOUBRO LTD.	1.96
Infosys Ltd	1.67
I T C LTD.	1.56
H D F C BANK LTD.	1.42
KOTAK MAHINDRA BANK LTD.	1.36
CIPLA LTD.	0.87
OTHERS	9.28
Total Equity	27.29

DEBT PORTFOLIO	
GOVT.SECURITIES	% to AUM
8.34% PUNJAB SDL 02.01.2029	7.70
7.62% WEST BENGAL SDL 29.11.2032	5.46
7.40% MADHYA PRADESH 09.11.2026	5.44
7.22%UTTARA KHAND 12.07.2027	5.03
7.14% KARNATAKA SDL 24.12.2029	4.53
8.73% KARNATAKA SDL 24.10.2033	4.53
8.24% 2027-FEB-15 GOVT OF INDIA	4.39
8.33 GOI 09072026	4.34
7.72% PUNJAB 20.12.2027	3.29
6.64% GOI 16.06.2035	3.14
OTHERS	22.74

CORPORATE BONDS	
	% to AUM
Shree Renuka Sugars Limited NCD 2021	1.12
Shree Renuka sugars.	0.19
OTHERS	0.00
FIXED Deposit	0.00
Total Debt	71.90
Money Market	0.81
Grand Total	100.00



Modified Duration : 3.40

SECTOR ALLOCATION (AS PER NIC 2008) % of AUM	
GOVT SECURITIES	70.61
BANKS	8.19
COMP-SOFT	3.05
OIL&GAS	2.58
AUTO&ANCIL	2.57
FMCG	2.54
CAPGOODS	2.34
POWER	1.58
MANUFACTURING	1.31
METALS&MIN	1.00
OTHERS	4.23
TOTAL	100.00



LIFE INSURANCE CORPORATION OF INDIA
Jeevan Saathi Plus - Bond
ULIF001290609LICJST+BND512

AS ON 31-03-2026	
Inception Date	29 June 2009
NAV	33.1565

Objective of the Fund:
Low Risk

AUM (Amount in Crore)		
0.77		
Equity	Money Market & Net Current Assets	Debt
0.00	0.06	0.71

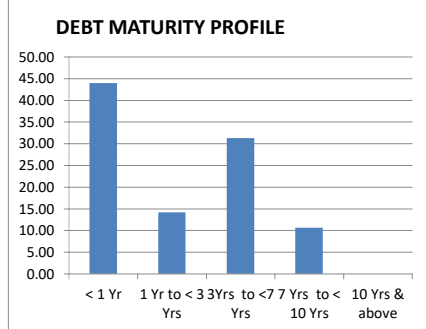
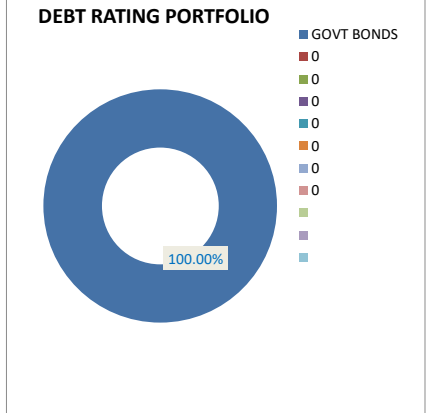
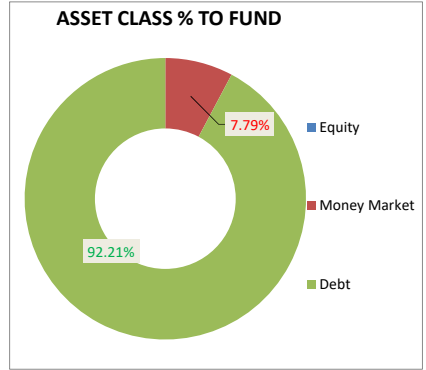
Asset Allocation	
Equity	0.00% to 0.00%
Debt	60.00% to 100.00%
Money Market	0.00% to 40.00%

Fund Manager	Ms. Supriya Chavan
FUNDS MANAGED	
Total Funds	18
Bond funds	5
Secured	5
Balanced	4
Growth	4

PERFORMANCE		
Period	Bench Mark Returns	Fund Returns
1 Month	-1.01%	-0.32%
6 Months	1.29%	1.96%
1 Year	4.78%	5.12%
2 Years	6.53%	6.45%
3 Years	6.82%	6.65%
Since Inception	N.A.	7.41%

BENCHMARK	
INDEX	CRISIL Preservo r (with
CRISIL AAA Long Term Bond Index	-
CRISIL Dynamic Gilt Index	-
CRISIL 10 Year SDL Index	-
Liquid Retail Fund Index	-
S&P BSE 100	-
CRISIL A Medium To Long Term Bond Index	1%
CRISIL A Short Term Bond Index	-
CRISIL AA Long Term Bond Index	4%
CRISIL AA- Long Term Bond Index	1%
CRISIL AA Short Term Bond Index	-
CRISIL AA+ Medium Term Bond Index	1%
CRISIL AA+ Short Term Bond Index	3%
CRISIL AAA Long Term Bond Index	5%
CRISIL AAA Medium Term Bond Index	1%
CRISIL AAA Short Term Bond Index	4%
CRISIL Dynamic Gilt Index	-
CRISIL Long Term Gilt Index	5%
CRISIL Medium Term Gilt Index	18%
CRISIL Short Term Gilt	55%
Liquid Retail Fund Index	2%
S&P BSE 200 TR	-

TOP 10 HOLDINGS	
DEBT PORTFOLIO	% to AUM
GOVT.SECURITIES	
7.69% WEST BENGAL SDL 27/07/2026	19.34
8.17%GUJARAT SDL 24.04.2029	13.29
8.24% 2027-FEB-15 GOVT OF INDIA	13.25
7.22% GOA 12.07.2027	13.09
7.60% PUNJAB SDL 04.06.2029	13.09
6.80% ANDHRA PRADESH SGS 02072035	9.83
7.27%GOI08.04.2026	7.80
7.22% RAJASTHAN SDL 26.07.2032	2.53
OTHERS	0.00
CORPORATE BONDS	% to AUM
OTHERS	0.00
FIXED Deposit	0.00
Total Debt	92.21
Money Market	7.79
Grand Total	100.00



Modified Duration : 1.95

SECTOR ALLOCATION (AS PER NIC 2008) % of AUM	
GOVT SECURITIES	92.25
MUTUAL FUND	5.20
POWER	0.00
OTHERS	0.00
FERTI	0.00
OIL&GAS	0.00
TRANS&SHIP	0.00
FMCG	0.00
AUTO&ANCIL	0.00
PHARMA	0.00
OTHERS	2.55
TOTAL	100.00



LIFE INSURANCE CORPORATION OF INDIA

Jeevan Saathi Plus - Secured
ULIF002290609LICJST+SEC512

AS ON 31-03-2026	
Inception Date	29 June 2009
NAV	41.0731

Objective of the Fund:
Steady Income

AUM (Amount in Crore)			
0.57			
Equity	Money Market & Net Current Assets	Debt	
0.19	0.04	0.33	

Asset Allocation	
Equity	15.00% to 55.00%
Debt	45.00% to 85.00%
Money Market	0.00% to 40.00%

Fund Manager	Ms. Supriya Chavan
FUNDS MANAGED	
Total Funds	18
Bond funds	5
Secured	5
Balanced	4
Growth	4

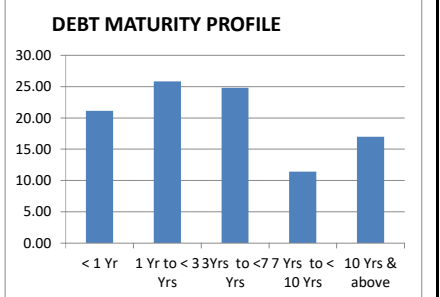
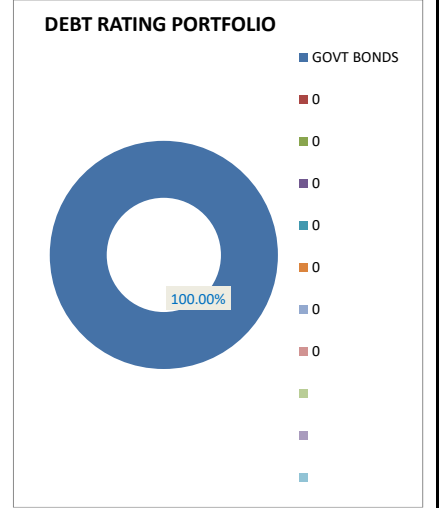
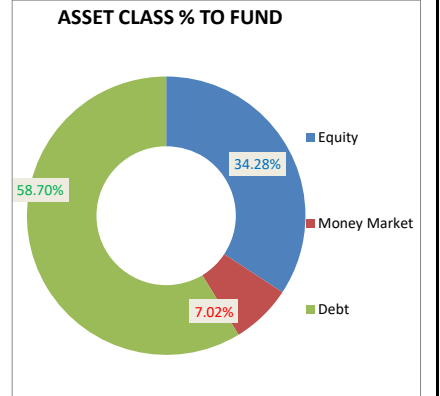
PERFORMANCE		
Period	Bench Mark Returns	Fund Returns
1 Month	-6.08%	-4.34%
6 Months	-3.68%	-1.66%
1 Year	0.80%	2.07%
2 Years	3.99%	4.33%
3 Years	9.46%	8.84%
Since Inception	N.A.	8.79%

BENCHMARK	
INDEX	CRISIL Builder
CRISIL AAA Long Term Bond Index	-
CRISIL Dynamic Gilt Index	-
CRISIL 10 Year SDL Index	-
Liquid Retail Fund Index	-
S&P BSE 100	-
CRISIL A Medium To Long Term Bond Index	1%
CRISIL A Short Term Bond Index	-
CRISIL AA Long Term Bond Index	-
CRISIL AA- Long Term Bond Index	1%
CRISIL AA Short Term Bond Index	-
CRISIL AA+ Medium Term Bond Index	1%
CRISIL AA+ Short Term Bond Index	1%
CRISIL AAA Long Term Bond Index	2%
CRISIL AAA Medium Term Bond Index	1%
CRISIL AAA Short Term Bond Index	5%
CRISIL Dynamic Gilt Index	-
CRISIL Long Term Gilt Index	2%
CRISIL Medium Term Gilt Index	13%
CRISIL Short Term Gilt	23%
Liquid Retail Fund Index	2%
S&P BSE 200 TR	48%

TOP 10 HOLDINGS	
EQUITY	% to AUM
AXIS BANK LTD.(FORLY.UTI BANK)	3.08
TATA STEEL LTD.	2.72
OIL & NATURAL GAS CORPN. LTD.	2.52
BHARAT PETROLEUM CORPN. LTD.	2.49
Infosys Ltd	2.43
WIPRO LTD.	2.38
RELIANCE INDUSTRIES LTD.	2.38
MAHINDRA & MAHINDRA LTD.	2.35
I T C LTD.	2.32
HINDUSTAN UNILEVER LTD.	1.82
OTHERS	9.79
Total Equity	34.28

DEBT PORTFOLIO	
GOVT.SECURITIES	% to AUM
7.14% MADHYA PRADESH SGS 09072041	9.92
8.24% 2027-FEB-15 GOVT OF INDIA	9.02
7.22% GOA 12.07.2027	8.91
7.48% ODISHA SDL 13.09.2032	6.98
6.80% ANDHRA PRADESH SGS 02072035	6.70
7.22% ARUNACHAL PRADESH 12.07.2027	4.46
7.60% PUNJAB SDL 04.06.2029	4.46
7.22% RAJASTHAN SDL 26.07.2032	3.10
7.22%UTTARA KHAND 12.07.2027	1.78
7.27%GOI08.04.2026	1.77
OTHERS	1.60

CORPORATE BONDS	
	% to AUM
OTHERS	0.00
FIXED Deposit	0.00
Total Debt	58.70
Money Market	7.02
Grand Total	100.00



Modified Duration : 3.76

SECTOR ALLOCATION (AS PER NIC 2008) % of AUM	
GOVT SECURITIES	61.93
BANKS	7.08
COMP-SOFT	7.08
OIL&GAS	5.31
METALS&MIN	5.31
FMCG	3.54
AUTO&ANCIL	3.54
MUTUAL FUND	3.54
POWER	1.77
CEMENT	1.77
OTHERS	-0.87
TOTAL	100.00



LIFE INSURANCE CORPORATION OF INDIA
Jeevan Saathi Plus - Balanced
ULIF003290609LICJST+BAL512

AS ON 31-03-2026	
Inception Date	29 June 2009
NAV	40.5692

Objective of the Fund:
Balanced Income & Growth

AUM (Amount in Crore)			
0.98			
Equity	Money Market & Net Current Assets	Debt	
0.45	0.03	0.50	

Asset Allocation	
Equity	30.00% to 70.00%
Debt	30.00% to 70.00%
Money Market	0.00% to 40.00%

Fund Manager	Ms. Supriya Chavan
FUNDS MANAGED	
Total Funds	18
Bond funds	5
Secured	5
Balanced	4
Growth	4

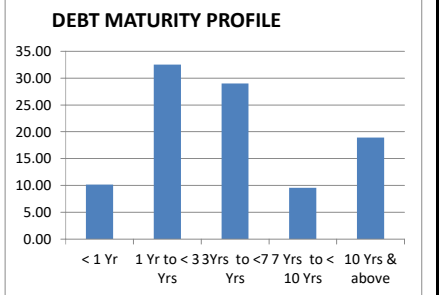
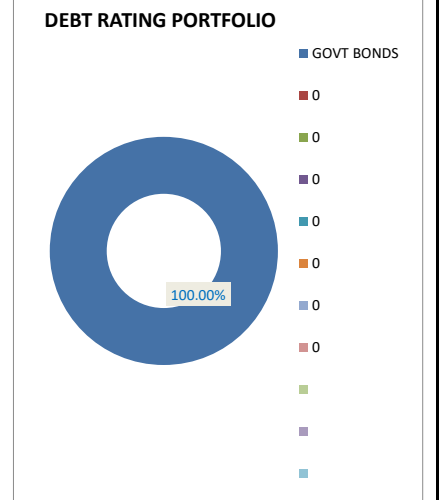
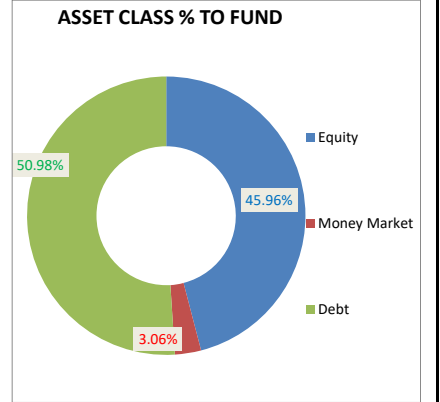
PERFORMANCE		
Period	Bench Mark Returns	Fund Returns
1 Month	-6.45%	-5.83%
6 Months	-4.06%	-5.47%
1 Year	0.41%	-3.86%
2 Years	3.70%	1.80%
3 Years	9.49%	7.38%
Since Inception	N.A.	8.71%

BENCHMARK	
INDEX	CRISIL Creator
CRISIL AAA Long Term Bond Index	-
CRISIL Dynamic Gilt Index	-
CRISIL 10 Year SDL Index	-
Liquid Retail Fund Index	-
S&P BSE 100	-
CRISIL A Medium To Long Term Bond Index	1%
CRISIL A Short Term Bond Index	-
CRISIL AA Long Term Bond Index	2%
CRISIL AA- Long Term Bond Index	1%
CRISIL AA Short Term Bond Index	-
CRISIL AA+ Medium Term Bond Index	1%
CRISIL AA+ Short Term Bond Index	1%
CRISIL AAA Long Term Bond Index	2%
CRISIL AAA Medium Term Bond Index	1%
CRISIL AAA Short Term Bond Index	2%
CRISIL Dynamic Gilt Index	-
CRISIL Long Term Gilt Index	4%
CRISIL Medium Term Gilt Index	8%
CRISIL Short Term Gilt	25%
Liquid Retail Fund Index	1%
S&P BSE 200 TR	51%

TOP 10 HOLDINGS	
EQUITY	% to AUM
KOTAK MAHINDRA BANK LTD.	3.62
N T P C LTD.	3.50
Infosys Ltd	3.21
HINDUSTAN UNILEVER LTD.	2.95
H D F C BANK LTD.	2.76
RELIANCE INDUSTRIES LTD.	2.76
TATA CONSULTANCY SERVICES LTD.	2.52
CIPLA LTD.	2.51
TRENT LTD.	2.37
WIPRO LTD.	2.21
OTHERS	17.55
Total Equity	45.96

DEBT PORTFOLIO	
GOVT.SECURITIES	% to AUM
7.22% GOA 12.07.2027	13.49
7.14% MADHYA PRADESH SGS 09072041	9.62
7.48% ODISHA SDL 13.09.2032	8.09
6.80% ANDHRA PRADESH SGS 02072035	4.85
7.62% WEST BENGAL SDL 29.11.2032	4.07
7.38% GOI 20.06.2027	3.13
7.60% PUNJAB SDL 04.06.2029	2.58
7.18% JAMMU&KASHMIR 28.09.2026	2.06
7.58% RAJASTHAN SDL 09.08.2026.	2.06
7.69% WEST BENGAL SDL 27/07/2026	1.03
OTHERS	0.00

CORPORATE BONDS	
	% to AUM
OTHERS	0.00
FIXED Deposit	0.00
Total Debt	50.98
Money Market	3.06
Grand Total	100.00



Modified Duration : 4.06

SECTOR ALLOCATION (AS PER NIC 2008) % of AUM	
GOVT SECURITIES	51.26
BANKS	11.28
FMCG	7.18
COMP-SOFT	7.18
OIL&GAS	5.13
AUTO&ANCIL	4.10
POWER	3.08
PHARMA	2.05
TELECOM	2.05
METALS&MIN	2.05
OTHERS	4.64
TOTAL	100.00



LIFE INSURANCE CORPORATION OF INDIA

Jeevan Saathi Plus - Growth
ULIF004290609LICJST+GRW512

AS ON 31-03-2026	
Inception Date	29 June 2009
NAV	38.9243

Objective of the Fund:
Long Term Capital Growth

AUM (Amount in Crore)			
36.14			
Equity	Money Market & Net Current Assets	Debt	
25.65	1.04	9.45	

Asset Allocation	
Equity	40.00% to 80.00%
Debt	20.00% to 60.00%
Money Market	0.00% to 40.00%

Fund Manager	Ms. Supriya Chavan
FUNDS MANAGED	
Total Funds	18
Bond funds	5
Secured	5
Balanced	4
Growth	4

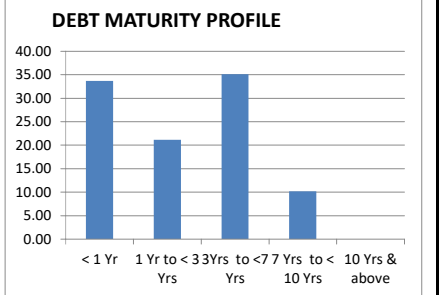
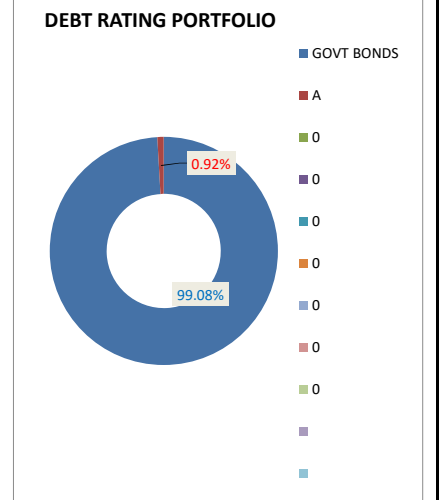
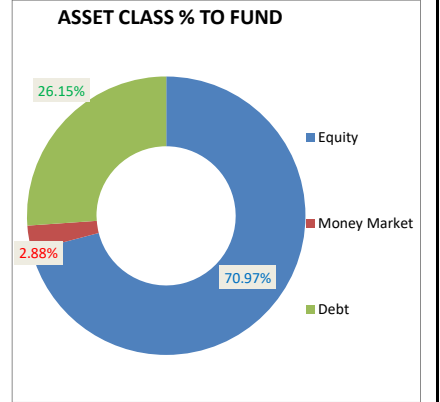
PERFORMANCE		
Period	Bench Mark Returns	Fund Returns
1 Month	-8.91%	-7.19%
6 Months	-6.50%	-5.99%
1 Year	-1.54%	-2.66%
2 Years	2.28%	0.48%
3 Years	10.61%	8.50%
Since Inception	N.A.	8.44%

BENCHMARK	
INDEX	CRISIL Magnifier
CRISIL AAA Long Term Bond Index	-
CRISIL Dynamic Gilt Index	-
CRISIL 10 Year SDL Index	-
Liquid Retail Fund Index	-
S&P BSE 100	-
CRISIL A Medium To Long Term Bond Index	-
CRISIL A Short Term Bond Index	1%
CRISIL AA Long Term Bond Index	1%
CRISIL AA- Long Term Bond Index	1%
CRISIL AA Short Term Bond Index	-
CRISIL AA+ Medium Term Bond Index	1%
CRISIL AA+ Short Term Bond Index	1%
CRISIL AAA Long Term Bond Index	1%
CRISIL AAA Medium Term Bond Index	1%
CRISIL AAA Short Term Bond Index	1%
CRISIL Dynamic Gilt Index	-
CRISIL Long Term Gilt Index	1%
CRISIL Medium Term Gilt Index	2%
CRISIL Short Term Gilt	13%
Liquid Retail Fund Index	1%
S&P BSE 200 TR	75%

TOP 10 HOLDINGS	
EQUITY	% to AUM
TATA POWER CO. LTD.	4.98
BAJAJ AUTO LTD	4.91
H C L TECHNOLOGIES LTD.	4.83
CIPLA LTD.	4.74
RELIANCE INDUSTRIES LTD.	4.74
HINDUSTAN UNILEVER LTD.	3.86
COAL INDIA LIMITED	3.80
LARSEN & TOUBRO LTD.	3.77
KOTAK MAHINDRA BANK LTD.	3.64
Infosys Ltd	3.46
OTHERS	28.24
Total Equity	70.97

DEBT PORTFOLIO	
GOVT.SECURITIES	% to AUM
7.22% GOA 12.07.2027	4.75
7.27%GOI08.04.2026	4.29
8.24% 2027-FEB-15 GOVT OF INDIA	4.23
7.62% WEST BENGAL SDL 29.11.2032	4.12
7.60% PUNJAB SDL 04.06.2029	2.79
7.48% ODISHA SDL 13.09.2032	1.72
7.57%GOI 17.06.2033	1.42
8.25% ANDHRA PRADESH SDL 16.01.2034	0.72
7.18% MAHARASHTRA 28.06.2032	0.54
7.38% GOI 20.06.2027	0.54
OTHERS	0.79

CORPORATE BONDS	
	% to AUM
Shree Renuka sugars.	0.24
OTHERS	0.00
FIXED Deposit	0.00
Total Debt	26.15
Money Market	2.88
Grand Total	100.00



Modified Duration : 2.45

SECTOR ALLOCATION (AS PER NIC 2008) % of AUM	
GOVT SECURITIES	25.87
COMP-SOFT	12.45
AUTO&ANCIL	12.20
FMCG	6.86
BANKS	6.84
METALS&MIN	6.75
POWER	4.98
CEMENT	4.95
OIL&GAS	4.73
PHARMA	4.73
OTHERS	9.64
TOTAL	100.00



LIFE INSURANCE CORPORATION OF INDIA
Fortune Plus Secured Fund
ULIF002230807LICFTN+SEC512

AS ON 31-03-2026	
Inception Date	23 August 2007
NAV	43.2662

Objective of the Fund:
Steady Income

AUM (Amount in Crore)			
0.42			
Equity	Money Market & Net Current Assets	Debt	
0.15	0.05	0.22	

Asset Allocation	
Equity	15.00% to 55.00%
Debt	45.00% to 85.00%
Money Market	0.00% to 40.00%

Fund Manager	Ms. Supriya Chavan
FUNDS MANAGED	
Total Funds	18
Bond funds	5
Secured	5
Balanced	4
Growth	4

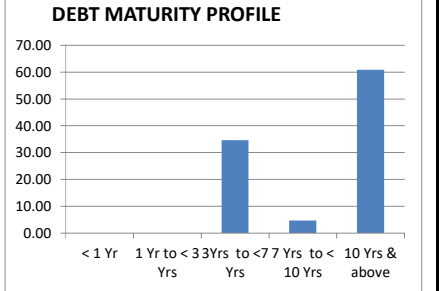
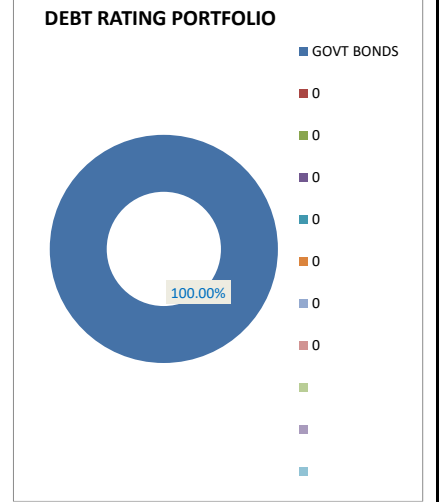
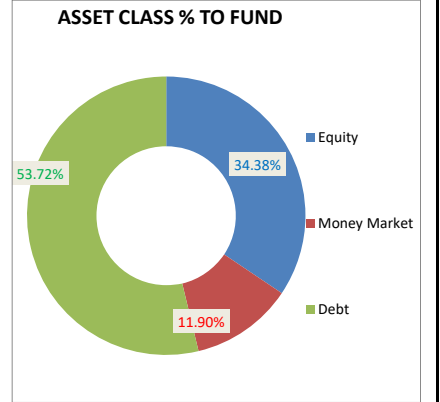
PERFORMANCE		
Period	Bench Mark Returns	Fund Returns
1 Month	-6.08%	-6.52%
6 Months	-3.68%	-4.48%
1 Year	0.80%	-1.66%
2 Years	3.99%	3.30%
3 Years	9.46%	7.88%
Since Inception	N.A.	8.19%

BENCHMARK	
INDEX	CRISIL Builder
CRISIL AAA Long Term Bond Index	-
CRISIL Dynamic Gilt Index	-
CRISIL 10 Year SDL Index	-
Liquid Retail Fund Index	-
S&P BSE 100	-
CRISIL A Medium To Long Term Bond Index	1%
CRISIL A Short Term Bond Index	-
CRISIL AA Long Term Bond Index	-
CRISIL AA- Long Term Bond Index	1%
CRISIL AA Short Term Bond Index	-
CRISIL AA+ Medium Term Bond Index	1%
CRISIL AA+ Short Term Bond Index	1%
CRISIL AAA Long Term Bond Index	2%
CRISIL AAA Medium Term Bond Index	1%
CRISIL AAA Short Term Bond Index	5%
CRISIL Dynamic Gilt Index	-
CRISIL Long Term Gilt Index	2%
CRISIL Medium Term Gilt Index	13%
CRISIL Short Term Gilt	23%
Liquid Retail Fund Index	2%
S&P BSE 200 TR	48%

TOP 10 HOLDINGS	
EQUITY	% to AUM
RELIANCE INDUSTRIES LTD.	3.17
DIV'S LABORATORIES LTD.	2.95
GRASIM INDUSTRIES LTD.	2.90
HINDUSTAN UNILEVER LTD.	2.67
Infosys Ltd	2.45
I T C LTD.	2.45
PUNJAB NATIONAL BANK	2.43
IDBI BANK LTD.	2.40
MAHINDRA & MAHINDRA LTD.	2.09
ASIAN PAINTS LTD.	2.05
OTHERS	8.82
Total Equity	34.38

DEBT PORTFOLIO	
GOVT.SECURITIES	% to AUM
7.64%KERALA SGS 28012039	24.12
6.10% GOI 12.07.2031	13.66
7.14% MADHYA PRADESH SGS 09072041	8.86
6.54% GOI 17.01.2032	4.63
8.18%ANDHRA PRADESH SDL 10.04.2035	2.45
OTHERS	0.00

CORPORATE BONDS	
	% to AUM
OTHERS	0.00
FIXED Deposit	0.00
Total Debt	53.72
Money Market	11.90
Grand Total	100.00



Modified Duration : 6.80

SECTOR ALLOCATION (AS PER NIC 2008) % of AUM	
GOVT SECURITIES	54.32
BANKS	7.09
MUTUAL FUND	7.09
FMCG	4.72
AUTO&ANCIL	4.72
COMP-SOFT	4.72
FERTI	2.36
OIL&GAS	2.36
PHARMA	2.36
CEMENT	2.36
OTHERS	7.90
TOTAL	100.00



LIFE INSURANCE CORPORATION OF INDIA
Fortune Plus Balanced Fund
ULIF003230807LICFTN+BAL512

AS ON	31-03-2026
Inception Date	23 August 2007
NAV	37.8235

Objective of the Fund:
Balanced Income & Growth

AUM (Amount in Crore)			
1.03			
Equity	Money Market & Net Current Assets	Debt	
0.63	-0.01	0.40	

Asset Allocation	
Equity	30.00% to 70.00%
Debt	30.00% to 70.00%
Money Market	0.00% to 40.00%

Fund Manager	Ms. Supriya Chavan
FUNDS MANAGED	
Total Funds	18
Bond funds	5
Secured	5
Balanced	4
Growth	4

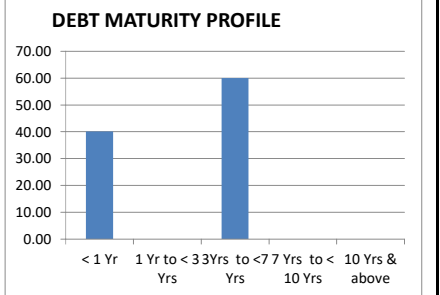
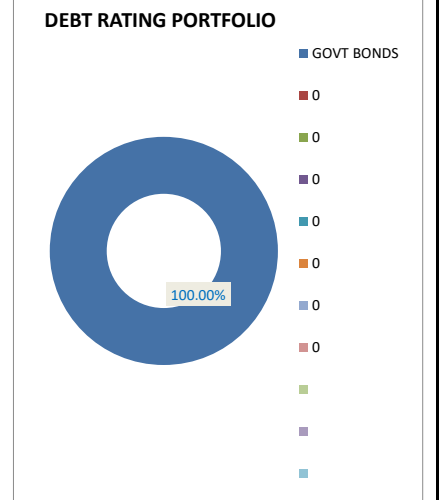
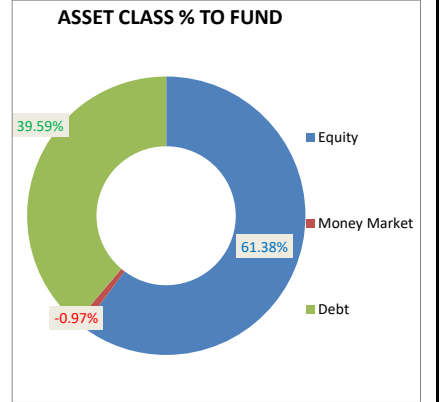
PERFORMANCE		
Period	Bench Mark Returns	Fund Returns
1 Month	-6.45%	-7.22%
6 Months	-4.06%	-3.96%
1 Year	0.41%	1.41%
2 Years	3.70%	3.87%
3 Years	9.49%	10.03%
Since Inception	N.A.	7.41%

BENCHMARK	
INDEX	CRISIL Creator
CRISIL AAA Long Term Bond Index	-
CRISIL Dynamic Gilt Index	-
CRISIL 10 Year SDL Index	-
Liquid Retail Fund Index	-
S&P BSE 100	-
CRISIL A Medium To Long Term Bond Index	1%
CRISIL A Short Term Bond Index	-
CRISIL AA Long Term Bond Index	2%
CRISIL AA- Long Term Bond Index	1%
CRISIL AA Short Term Bond Index	-
CRISIL AA+ Medium Term Bond Index	1%
CRISIL AA+ Short Term Bond Index	1%
CRISIL AAA Long Term Bond Index	2%
CRISIL AAA Medium Term Bond Index	1%
CRISIL AAA Short Term Bond Index	2%
CRISIL Dynamic Gilt Index	-
CRISIL Long Term Gilt Index	4%
CRISIL Medium Term Gilt Index	8%
CRISIL Short Term Gilt	25%
Liquid Retail Fund Index	1%
S&P BSE 200 TR	51%

TOP 10 HOLDINGS	
EQUITY	% to AUM
TATA STEEL LTD.	4.85
STATE BANK OF INDIA	4.76
SAMVARDHANA MOTHERSON INTERNATION	4.60
MARUTI SUZUKI INDIA LIMITED	4.19
RELIANCE INDUSTRIES LTD.	3.92
ASIAN PAINTS LTD.	3.58
HINDALCO INDUSTRIES LTD.	3.44
Infosys Ltd	3.11
POWERGRID CORPORATION OF INDIA	2.88
MAHINDRA & MAHINDRA LTD.	2.87
OTHERS	23.18
Total Equity	61.38

DEBT PORTFOLIO	
GOVT.SECURITIES	% to AUM
6.10% GOI 12.07.2031	21.08
7.18% JAMMU&KASHMIR 28.09.2026	15.65
6.54% GOI 17.01.2032	2.86
OTHERS	0.00

CORPORATE BONDS	
	% to AUM
OTHERS	0.00
FIXED Deposit	0.00
Total Debt	39.59
Money Market	-0.97
Grand Total	100.00



Modified Duration : 2.84

SECTOR ALLOCATION (AS PER NIC 2008) % of AUM	
GOVT SECURITIES	38.88
AUTO&ANCIL	11.66
METALS&MIN	9.72
BANKS	5.83
TRANS&SHIP	4.86
FMCG	4.86
COMP-SOFT	4.86
FERTI	3.89
OIL&GAS	3.89
POWER	2.92
OTHERS	8.63
TOTAL	100.00



LIFE INSURANCE CORPORATION OF INDIA
Fortune Plus Growth Fund
ULIF004230807LICFTN+GRW512

AS ON	31-03-2026
Inception Date	23 August 2007
NAV	35.4159

Objective of the Fund:
Long Term Capital Growth

AUM (Amount in Crore)			
96.12			
Equity	Money Market & Net Current Assets	Debt	
59.82	1.35	34.95	

Asset Allocation	
Equity	40.00% to 80.00%
Debt	20.00% to 60.00%
Money Market	0.00% to 40.00%

Fund Manager	Ms. Supriya Chavan		
FUNDS MANAGED			
Total Funds	18		
Bond funds	5		
Secured	5		
Balanced	4		
Growth	4		

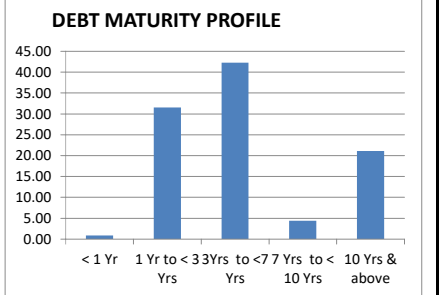
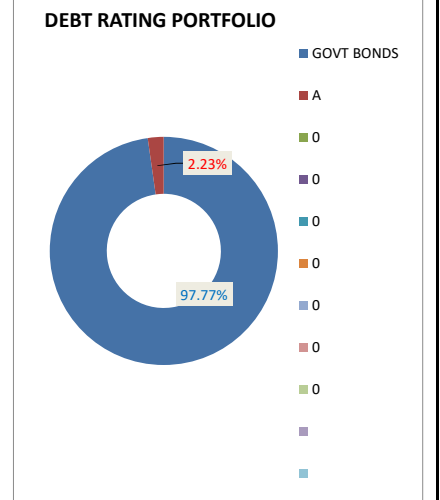
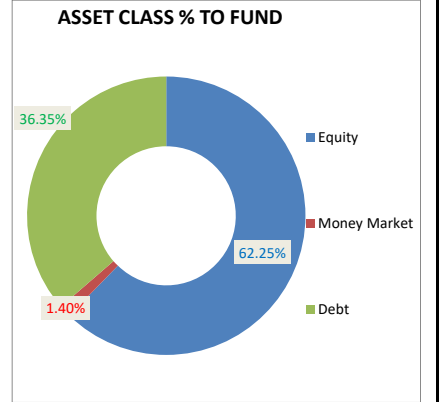
PERFORMANCE		
Period	Bench Mark Returns	Fund Returns
1 Month	-8.91%	-8.40%
6 Months	-6.50%	-7.14%
1 Year	-1.54%	-2.68%
2 Years	2.28%	1.69%
3 Years	10.61%	8.00%
Since Inception	N.A.	7.03%

BENCHMARK	
INDEX	CRISIL Magnifier
CRISIL AAA Long Term Bond Index	-
CRISIL Dynamic Gilt Index	-
CRISIL 10 Year SDL Index	-
Liquid Retail Fund Index	-
S&P BSE 100	-
CRISIL A Medium To Long Term Bond Index	-
CRISIL A Short Term Bond Index	1%
CRISIL AA Long Term Bond Index	1%
CRISIL AA- Long Term Bond Index	1%
CRISIL AA Short Term Bond Index	-
CRISIL AA+ Medium Term Bond Index	1%
CRISIL AA+ Short Term Bond Index	1%
CRISIL AAA Long Term Bond Index	1%
CRISIL AAA Medium Term Bond Index	1%
CRISIL AAA Short Term Bond Index	1%
CRISIL Dynamic Gilt Index	-
CRISIL Long Term Gilt Index	1%
CRISIL Medium Term Gilt Index	2%
CRISIL Short Term Gilt	13%
Liquid Retail Fund Index	1%
S&P BSE 200 TR	75%

TOP 10 HOLDINGS	
EQUITY	% to AUM
RELIANCE INDUSTRIES LTD.	5.31
AXIS BANK LTD.(FORLY.UTI BANK)	4.89
MARUTI SUZUKI INDIA LIMITED	4.48
HINDUSTAN UNILEVER LTD.	4.22
SUN PHARMACEUTICAL INDS. LTD.	3.66
Infosys Ltd	3.38
HINDALCO INDUSTRIES LTD.	3.23
TATA CONSULTANCY SERVICES LTD.	2.94
H C L TECHNOLOGIES LTD.	2.80
H D F C BANK LTD.	2.74
OTHERS	24.60
Total Equity	62.25

DEBT PORTFOLIO	
GOVT.SECURITIES	% to AUM
8.34% PUNJAB SDL 02.01.2029	11.19
6.10% GOI 12.07.2031	9.93
7.14% MADHYA PRADESH SGS 09072041	7.66
8.17%GUJARAT SDL 24.04.2029	4.79
7.32% RAJASTHAN SGS 24.09.2035	1.02
6.80% ANDHRA PRADESH SGS 02072035	0.57
7.58% RAJASTHAN SDL 09.08.2026.	0.19
7.40% MADHYA PRADESH 09.11.2026	0.10
7.22% RAJASTHAN SDL 26.07.2032	0.09
OTHERS	0.00

CORPORATE BONDS	
	% to AUM
Shree Renuka Sugars Limited NCD 2021	0.54
Shree Renuka sugars.	0.27
OTHERS	0.00
FIXED Deposit	0.00
Total Debt	36.35
Money Market	1.40
Grand Total	100.00



Modified Duration : 4.44

SECTOR ALLOCATION (AS PER NIC 2008) % of AUM	
GOVT SECURITIES	35.55
BANKS	11.37
COMP-SOFT	11.32
FMCG	8.06
AUTO&ANCIL	6.98
OIL&GAS	6.85
PHARMA	5.44
METALS&MIN	4.12
CEMENT	2.64
CAPGOODS	2.52
OTHERS	5.15
TOTAL	100.00



LIFE INSURANCE CORPORATION OF INDIA
New Pension Plus-Secured
ULIF00201/02/22LICPENFSEC512

AS ON	31-03-2026
Inception Date	05 September 2022
NAV	12.4061

Objective of the Fund:
Low To Medium Risk

AUM (Amount in Crore)		
75.89		
Equity	Money Market & Net Current Assets	Debt
25.63	6.99	43.26

Asset Allocation	
Equity	10.00% to 50.00%
Debt	50.00% to 90.00%
Money Market	0.00% to 40.00%

Fund Manager	Ms. Shubhangi Chogale
FUNDS MANAGED	
Total Funds	15
Bond funds	5
Secured	3
Balanced	3
Growth	4


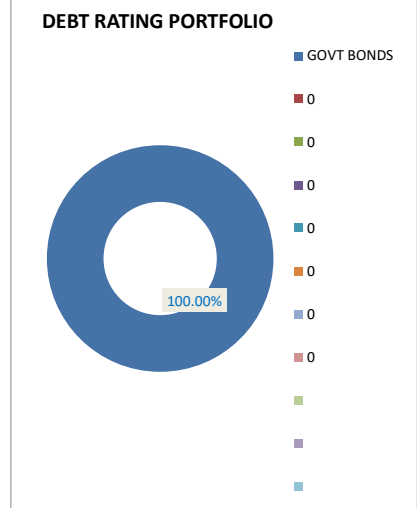
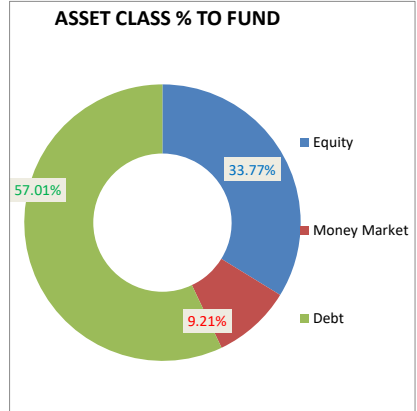
PERFORMANCE		
Period	Bench Mark Returns	Fund Returns
1 Month	-3.87%	-5.57%
6 Months	-1.80%	-2.87%
1 Year	1.83%	1.05%
2 Years	4.59%	3.78%
3 Years	7.65%	8.36%
Since Inception	6.68%	6.23%

BENCHMARK	
INDEX	CRISIL Balancer Debt
CRISIL AAA Long Term Bond Index	-
CRISIL Dynamic Gilt Index	-
CRISIL 10 Year SDL Index	-
Liquid Retail Fund Index	-
S&P BSE 100	-
CRISIL A Medium To Long Term Bond Index	1%
CRISIL A Short Term Bond Index	-
CRISIL AA Long Term Bond Index	-
CRISIL AA- Long Term Bond Index	-
CRISIL AA Short Term Bond Index	-
CRISIL AA+ Medium Term Bond Index	-
CRISIL AA+ Short Term Bond Index	1%
CRISIL AAA Long Term Bond Index	1%
CRISIL AAA Medium Term Bond Index	-
CRISIL AAA Short Term Bond Index	3%
CRISIL Dynamic Gilt Index	-
CRISIL Long Term Gilt Index	9%
CRISIL Medium Term Gilt Index	17%
CRISIL Short Term Gilt	40%
Liquid Retail Fund Index	3%
S&P BSE 200 TR	25%

TOP 10 HOLDINGS	
EQUITY	% to AUM
RELIANCE INDUSTRIES LTD.	2.83
ASIAN PAINTS LTD.	2.28
STATE BANK OF INDIA	1.81
MARUTI SUZUKI INDIA LIMITED	1.78
Infosys Ltd	1.54
HINDUSTAN UNILEVER LTD.	1.53
TATA MOTORS PASSENGER VEHICLES LIM	1.53
NESTLE INDIA LTD..	1.24
HINDALCO INDUSTRIES LTD.	1.21
TATA CONSULTANCY SERVICES LTD.	1.15
OTHERS	16.87
Total Equity	33.77

DEBT PORTFOLIO	
GOVT.SECURITIES	% to AUM
7.18% BR SDL 27.11.2034	4.54
7.18% GOI 24.07.2037	3.95
7.26% GOI 22.08.2032	3.17
7.41% GOI 19.12.2036	3.12
7.49% HR SDL 27032035	2.61
6.95% TAMILNADU SGS 17022031	2.57
7.74% RAJASTHAN SGS 06122033	2.52
7.31% KERALA SGS07.08.2040	2.50
7.54% GOI 23.05.2036	2.29
7.44% BIHAR SGS 12112040	1.90
OTHERS	27.84

CORPORATE BONDS	
	% to AUM
OTHERS	0.00
FIXED Deposit	0.00
Total Debt	57.01
Money Market	9.21
Grand Total	100.00



Modified Duration : 6.63

SECTOR ALLOCATION (AS PER NIC 2008) % of AUM	
GOVT SECURITIES	56.97
MUTUAL FUND	7.25
FMCG	5.73
AUTO&ANCIL	5.61
BANKS	4.81
COMP-SOFT	3.08
OIL&GAS	2.87
FERTI	2.82
METALS&MIN	1.82
PHARMA	1.77
OTHERS	7.27
TOTAL	100.00



LIFE INSURANCE CORPORATION OF INDIA
New Pension Plus-Balanced
ULIF00301/02/22LICPENFBAL512

AS ON	31-03-2026
Inception Date	05 September 2022
NAV	12.3034

Objective of the Fund:
Medium Risk

AUM (Amount in Crore)		
244.34		
Equity	Money Market & Net Current Assets	Debt
137.10	14.19	93.05

Asset Allocation	
Equity	30.00% to 70.00%
Debt	30.00% to 70.00%
Money Market	0.00% to 40.00%

Fund Manager	Ms. Shubhangi Chogale
FUNDS MANAGED	
Total Funds	15
Bond funds	5
Secured	3
Balanced	3
Growth	4

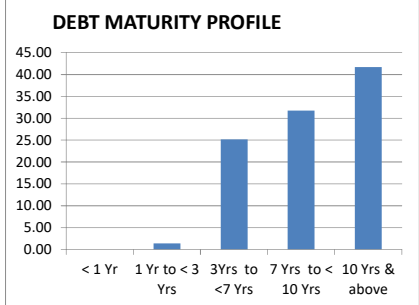
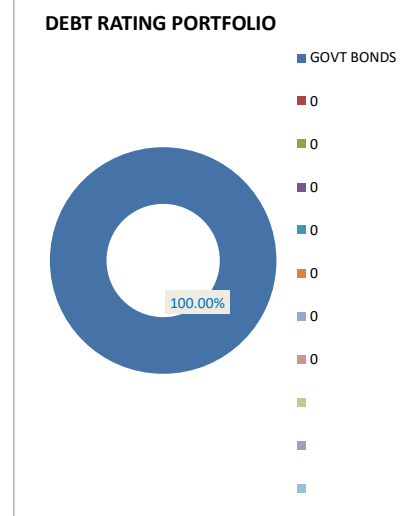
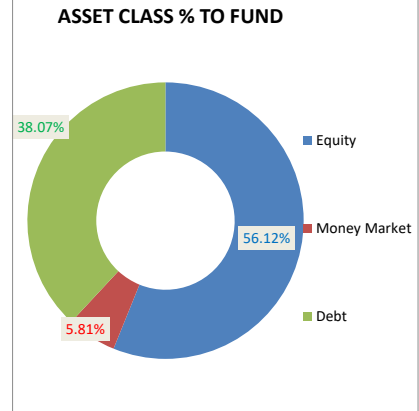
PERFORMANCE		
Period	Bench Mark Returns	Fund Returns
1 Month	-5.82%	-8.27%
6 Months	-3.59%	-5.67%
1 Year	0.52%	-0.16%
2 Years	3.58%	2.88%
3 Years	8.69%	8.90%
Since Inception	7.05%	5.98%

BENCHMARK	
INDEX	CRISIL Balancer Debt
CRISIL AAA Long Term Bond Index	-
CRISIL Dynamic Gilt Index	-
CRISIL 10 Year SDL Index	-
Liquid Retail Fund Index	-
S&P BSE 100	-
CRISIL A Medium To Long Term Bond Index	-
CRISIL A Short Term Bond Index	-
CRISIL AA Long Term Bond Index	-
CRISIL AA- Long Term Bond Index	3%
CRISIL AA Short Term Bond Index	-
CRISIL AA+ Medium Term Bond Index	-
CRISIL AA+ Short Term Bond Index	-
CRISIL AAA Long Term Bond Index	1%
CRISIL AAA Medium Term Bond Index	-
CRISIL AAA Short Term Bond Index	1%
CRISIL Dynamic Gilt Index	-
CRISIL Long Term Gilt Index	-
CRISIL Medium Term Gilt Index	17%
CRISIL Short Term Gilt	31%
Liquid Retail Fund Index	2%
S&P BSE 200 TR	45%

TOP 10 HOLDINGS	
EQUITY	% to AUM
RELIANCE INDUSTRIES LTD.	4.79
MARUTI SUZUKI INDIA LIMITED	3.78
HINDUSTAN UNILEVER LTD.	3.11
STATE BANK OF INDIA	2.99
ASIAN PAINTS LTD.	2.76
Infosys Ltd	2.15
HINDALCO INDUSTRIES LTD.	1.53
BAJAJ AUTO LTD	1.44
H D F C BANK LTD.	1.39
LARSEN & TOUBRO LTD.	1.29
OTHERS	30.89
Total Equity	56.12

DEBT PORTFOLIO	
GOVT. SECURITIES	% to AUM
7.18% GOI 24.07.2037	4.50
7.26% GOI 22.08.2032	3.51
7.18% BR SDL 27.11.2034	2.21
7.41% GOI 19.12.2036	1.41
7.36% GOI 12.09.2052	1.27
7.34% TS SDL 19.01.2034	1.22
7.32% MH SDL 31052032	1.20
7.27% CHHATTISGARH SGS 05032035	1.20
6.95% TAMILNADU SGS 17022031	1.20
6.96% AP SDL 06.08.2034	1.19
OTHERS	19.16

CORPORATE BONDS	
	% to AUM
OTHERS	0.00
FIXED Deposit	0.00
Total Debt	38.07
Money Market	5.81
Grand Total	100.00



Modified Duration : 6.73

SECTOR ALLOCATION (AS PER NIC 2008) % of AUM	
GOVT SECURITIES	38.09
AUTO&ANCIL	10.13
FMCG	8.76
BANKS	8.36
OIL&GAS	4.86
FERTI	4.77
COMP-SOFT	4.58
MUTUAL FUND	4.54
METALS&MIN	2.98
FINANCE	2.14
OTHERS	10.79
TOTAL	100.00



LIFE INSURANCE CORPORATION OF INDIA
New Pension Plus-Growth
ULIF00401/02/22LICPENFGRW512

AS ON	31-03-2026
Inception Date	05 September 2022
NAV	12.5624

Objective of the Fund:
High Risk

AUM (Amount in Crore)		
3482.51		
Equity	Money Market & Net Current Assets	Debt
3101.70	131.24	249.57

Asset Allocation	
Equity	40.00% to 100.00%
Debt	0.00% to 60.00%
Money Market	0.00% to 40.00%

Fund Manager	Ms. Shubhangi Chogale
FUNDS MANAGED	
Total Funds	15
Bond funds	5
Secured	3
Balanced	3
Growth	4

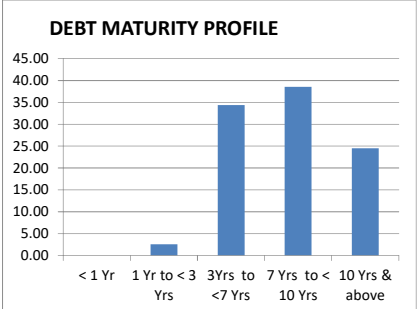
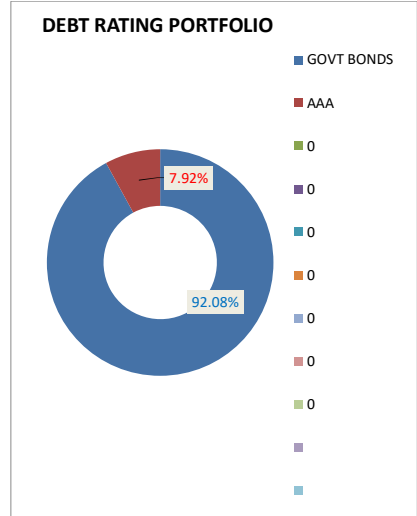
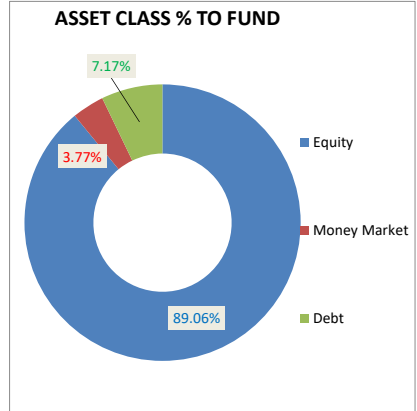
PERFORMANCE		
Period	Bench Mark Returns	Fund Returns
1 Month	-8.96%	-10.32%
6 Months	-6.83%	-7.09%
1 Year	-2.28%	-0.69%
2 Years	1.53%	2.38%
3 Years	9.81%	10.03%
Since Inception	7.19%	6.60%

BENCHMARK	
INDEX	CRISIL Aggressive
CRISIL AAA Long Term Bond Index	-
CRISIL Dynamic Gilt Index	-
CRISIL 10 Year SDL Index	-
Liquid Retail Fund Index	-
S&P BSE 100	-
CRISIL A Medium To Long Term Bond Index	-
CRISIL A Short Term Bond Index	-
CRISIL AA Long Term Bond Index	1%
CRISIL AA- Long Term Bond Index	1%
CRISIL AA Short Term Bond Index	1%
CRISIL AA+ Medium Term Bond Index	1%
CRISIL AA+ Short Term Bond Index	1%
CRISIL AAA Long Term Bond Index	1%
CRISIL AAA Medium Term Bond Index	1%
CRISIL AAA Short Term Bond Index	3%
CRISIL Dynamic Gilt Index	-
CRISIL Long Term Gilt Index	1%
CRISIL Medium Term Gilt Index	4%
CRISIL Short Term Gilt	8%
Liquid Retail Fund Index	2%
S&P BSE 200 TR	75%

TOP 10 HOLDINGS	
EQUITY	% to AUM
RELIANCE INDUSTRIES LTD.	5.25
BAJAJ AUTO LTD	4.79
MARUTI SUZUKI INDIA LIMITED	4.03
HINDUSTAN UNILEVER LTD.	3.57
H C L TECHNOLOGIES LTD.	2.83
TATA CONSULTANCY SERVICES LTD.	2.81
NESTLE INDIA LTD..	2.76
ASIAN PAINTS LTD.	2.55
STATE BANK OF INDIA	2.05
Infosys Ltd	1.90
OTHERS	56.52
Total Equity	89.06

DEBT PORTFOLIO	
GOVT.SECURITIES	% to AUM
7.17% GOI 17.04.2030	0.79
7.26% GOI 06.02.2033	0.51
7.18% BR SDL 27.11.2034	0.42
7.26% GOI 22.08.2032	0.35
7.41% GOI 19.12.2036	0.32
7.10% GOI 18.04.2029	0.31
7.34% TAMILNADU 24072034	0.29
7.48% KERALA SDL 23.08.2032	0.28
7.40% UTTAR PRADESH SGS 26.07.2033	0.28
7.21% GUJARAT SGS 05032035	0.28
OTHERS	2.78

CORPORATE BONDS	
	% to AUM
7.61% ABCL NCD SERIES F1 FY 2025-26 TRANCHE II	0.28
7.61% ABCL NCD SERIES F1 FY 2025-26	0.28
OTHERS	0.00
FIXED Deposit	0.00
Total Debt	7.17
Money Market	3.77
Grand Total	100.00



Modified Duration : 5.84

SECTOR ALLOCATION (AS PER NIC 2008) % of AUM	
AUTO&ANCIL	13.58
FMCG	12.79
COMP-SOFT	10.24
PHARMA	7.98
BANKS	6.90
GOVT SECURITIES	6.60
OIL&GAS	5.92
CAPGOODS	5.74
FINANCE	5.29
CEMENT	4.48
OTHERS	20.48
TOTAL	100.00